

FILE

RECEIVED DOCKETING DIV

2002 SEP 23 AM 11:30

PUCO

Cinergy Corp.  
139 East Fourth Street  
Rm 25 AT II  
P.O. Box 960  
Cincinnati, OH 45201-0960  
Tel 513.287.3601  
Fax 513.287.3810  
jfinnigan@cinergy.com

JOHN J. FINNIGAN, JR.  
Senior Counsel

VIA OVERNIGHT DELIVERY

**CINERGY**

September 20, 2002

Ms. Daisy Crockron  
Chief, Docketing Division  
Public Utilities Commission of Ohio  
Docketing Division, 10th Floor  
180 East Broad Street  
Columbus, OH 43215-3793



Re: In the Matter of the Establishment of Electronic Data Exchange Standards  
And Uniform Business Practices for the Electric Utility Industry  
Case No. 00-813-EL-EDI

Dear Ms. Crockron:

Enclosed please find an original and 12 copies of The Cincinnati Gas & Electric Company's Quarterly Energy Imbalance Report for docketing in the above captioned case. Please date-stamp the extra two copies and return them to me in the overnight-mail envelope provided.

Should you have any questions, please call me at (513) 287-3601.

Sincerely,

  
John J. Finnigan  
Senior Counsel 

JJF/mlb

Enclosure

This is to certify that the images appearing are an accurate and complete reproduction of a case file document delivered in the regular course of business  
Technician MLB Date Processed 9/23/02

**BEFORE**

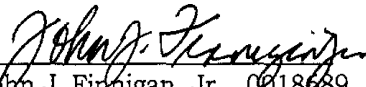
**THE PUBLIC UTILITIES COMMISSION OF OHIO**

In the Matter of the Establishment )  
of Electronic Data Exchange ) Case No. 00-813-EL-EDI  
Standards and Uniform Business )  
Practices for the Electric Utility )  
Industry )

**THE CINCINNATI GAS & ELECTRIC COMPANY  
QUARTERLY ENERGY IMBALANCE REPORT**

In accordance with the provisions of Section III. A. 5 of the Commission's Order of July 19, 2000, The Cincinnati Gas & Electric Company (CG&E) has filed its quarterly report accounting for all gains and losses associated with retail energy imbalance service. Attached is the report for the second quarter of 2002.

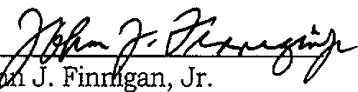
Respectfully submitted,

  
John J. Finnigan, Jr. 0018689  
Senior Counsel  
James B. Gainer 0033015  
Vice President and General Counsel  
Regulated Businesses  
P. O. Box 960, Atrium II  
Cincinnati, Ohio 45201-0960  
Phone: (513) 287-3601

Attorneys for Applicant  
The Cincinnati Gas & Electric Company

**CERTIFICATE OF SERVICE**

I certify that a copy of the foregoing pleading was served on all parties of record in this proceeding by ordinary United States mail, postage prepaid, this 20<sup>th</sup> day of September 2002.

  
John J. Finnigan, Jr.

**PARTIES OF RECORD**

DAN CONWAY  
PORTER, WRIGHT, MORRIS &  
ARTHUR LLP  
41 SOUTH HIGH STREET  
COLUMBUS, OHIO 43215-6194

MARVIN I. RESNIK  
AMERICAN ELECTRIC POWER  
SERVICE  
1 RIVERSIDE PLAZA  
COLUMBUS, OH 43215

JEFFREY L. SMALL, ESQ.  
CHESTER, WILLCOX &  
SAXBE  
17 SOUTH HIGH STREET  
SUITE 900  
COLUMBUS, OH 43215

JOHN SMART  
OFFICE OF CONSUMERS'  
COUNSEL  
10 W. BROAD STREET  
SUITE 1800  
COLUMBUS, OH 43215

JAMES W. BURK  
ATTORNEY AT LAW  
76 SOUTH MAIN STREET  
AKRON, OH 44308

CAROL L. DACOROS  
FIRSTENERGY CORP.  
76 SOUTH MAIN STREET  
AKRON, OH 44308

GARY A. JACK  
ALLEGHENY POWER  
1310 FAIRMONT AVENUE  
FAIRMONT, WV 26554

ED JOHNSTONBAUGH  
ALLEGHENY POWER  
1310 FAIRMONT AVENUE  
FAIRMONT, WV 26554

ALISSA STEPHENS  
DAYTON POWER & LIGHT  
COMPANY  
1065 WOODMAN DRIVE  
DAYTON, OH 45432

DONA SEGER-LAWSON  
DAYTON POWER & LIGHT  
COMPANY  
1065 WOODMAN DRIVE  
DAYTON, OH 45432

COLLEEN MOONEY  
OFFICE OF CONSUMERS'  
COUNSEL  
10 W. BROAD STREET  
SUITE 1800  
COLUMBUS, OH 43215

M. HOWARD PETRICOFF  
VORYS, SATER, SEYMOUR &  
PEASE  
52 EAST GAY STREET  
P.O. BOX 1008  
COLUMBUS, OH 43216-1008

EVELYN ROBINSON  
WPS ENERGY SERVICES,  
INC./GREEN MOUNTAIN  
6797 NORTH HIGH ST., SUITE 314  
WORTHINGTON, OH 43085

STEVE REILLY  
THE PUBLIC UTILITIES  
COMMISSION OF OHIO  
180 EAST BROAD STREET  
COLUMBUS, OHIO 42315-3707

DICK BULGRIN  
THE PUBLIC UTILITIES  
COMMISSION OF OHIO  
180 EAST BROAD STREET  
COLUMBUS, OHIO 43215-  
3707

Doc. 98856

CG&E Quarterly Gains and Loss Report  
2Q2002

Quarterly Report accounting for all gains and losses associated with energy imbalance service.

An assessment of the performance of Transmission Scheduling Agents (TSAs) serving retail load in CG&E's service area indicates TSAs under-delivered 34094.75 MWh of energy to serve their load during the second quarter of 2002. During this period, TSAs over-delivered in 468 hours and under-delivered in 1716 hours.

Appendix A of this report indicates that for the period, TSAs under delivered in the large majority of hours, with under deliveries occurring in 1716 hours for 40209.97 MWh, and over delivering in 468 hours for 6115.2 MWh. Under deliveries in the peak hours outnumbered over deliveries by roughly a 4 to 1 margin. Under-deliveries predominated in the off peak hours, also, by a 3 to1 margin.

Appendix B of this report indicates revenue collected from all TSAs for retail energy imbalance service during the second quarter of 2002 was \$1176384.98. The net gain to CG&E for providing energy imbalance service was \$81211.19.

**Appendix A**

Second Quarter  
2002

	# Hours	Load MWh	Schedules MWh	Net Imbalance MWh	# Hours Over	Net Over MWh	# Hours Under	Net Under MWh
Total	2184	619,699.185	585,604.435	-34,094.750	468	6,115.219	1716	40,209.969
Off-Peak	936	231,852.052	216,716.586	-15,135.466	150	1,471.589	786	16,607.055
On-Peak	1248	387,847.133	368,887.849	-18,959.284	318	4,643.630	930	23,602.914

Apr-02

	# Hours	Load MWh	Schedules MWh	Net Imbalance MWh	# Hours Over	Net Over MWh	# Hours Under	Net Under MWh
Total	720	168,771.527	162,650.518	-6,121.009	212	2,102.235	508	8,223.244
Off-Peak	304	61,273.258	58,712.570	-2,560.688	75	568.069	229	3,128.757
On-Peak	416	107,498.269	103,937.948	-3,560.321	137	1,534.166	279	5,094.487

May-02

	# Hours	Load MWh	Schedules MWh	Net Imbalance MWh	# Hours Over	Net Over MWh	# Hours Under	Net Under MWh
Total	744	201,263.665	189,088.559	-12,175.106	107	1,246.490	637	13,421.596
Off-Peak	312	72,832.273	67,793.419	-5,038.854	20	138.622	292	5,177.476
On-Peak	432	128,431.392	121,295.140	-7,136.252	87	1,107.868	345	8,244.120

Jun-02

	# Hours	Load MWh	Schedules MWh	Net Imbalance MWh	# Hours Over	Net Over MWh	# Hours Under	Net Under MWh
Total	720	249,663.993	233,865.358	-15,798.635	149	2,766.494	571	18,565.129
Off-Peak	320	97,746.521	90,210.597	-7,535.924	55	764.998	265	8,300.822
On-Peak	400	151,917.472	143,654.761	-8,262.711	94	2,001.596	306	10,264.307

## Appendix B

CG&E Net Position	
System Net Position	-34094.75 MWh (Underscheduled)
Revenue	1176384.98
Cost to Utility	1095173.79
Net Benefit	81211.19