

**BEFORE
THE PUBLIC UTILITIES COMMISSION OF OHIO**

In the Matter of the Annual Application)
of Columbia Gas of Ohio, Inc. for an Ad-) Case No. 22-0621-GA-RDR
justment to the CEP Rider Rate.)

**APPLICATION TO ADJUST
THE CEP RIDER RATE OF
COLUMBIA GAS OF OHIO, INC.**

Pursuant to the Commission's Opinion and Order dated November 28, 2018 in Case No. 17-2202-GA-ALT, Columbia Gas of Ohio, Inc. ("Columbia") respectfully requests that the Public Utilities Commission of Ohio (the "Commission") grant Columbia authority to amend Columbia's filed tariffs in order to adjust Columbia's CEP Rider. In support of this Application, Columbia states as follows:

1. Columbia is a corporation organized and existing under the laws of the state of Ohio. Columbia's principal place of business is 290 W. Nationwide Blvd., Columbus, Ohio 43215. Columbia furnishes natural gas service to over 1.4 million customers in 61 Ohio counties, all of whom will be affected by this Application. Columbia is a public utility as defined by R.C. 4905.02 and a natural gas company as defined by R.C. 4905.03(E).

2. In this Application, Columbia proposes changes to the following rate schedules and billing adjustments, included in Attachment A:

CEP Rider Sheet No. 30d
CEP Rider Sheet No. 75
CEP Rider Section VII, Sheet No. 29, Page 8

3. As approved by the Commission in Case No. 17-2202-GA-ALT, the CEP Rider recovers the post-in-service carrying costs, incremental depreciation expense, and property tax expense directly attributable to Columbia's capital expenditure program ("CEP"). The CEP Rider also provides for a return on and of the assets included in the CEP program. As approved, the CEP Rider applies to the following rate schedules, as is shown in Attachment B:

Small General Service
 Small General Schools Service
 General Service
 General Schools Service
 Large General Service
 Small General Transportation Service
 Small General Schools Transportation Service
 General Transportation Service
 General Schools Transportation Service
 Large General Transportation Service
 Large General Transportation Service – Mainline
 Full Requirements Small General Transportation Service
 Full Requirements Small General Schools Transportation Service
 Full Requirements General Transportation Service
 Full Requirements General Schools Transportation Service
 Full Requirements Large General Transportation Service

4. Columbia's Application is based both upon a test year beginning January 1, 2021, and ending December 31, 2021, and a date certain of December 31, 2021 for property valuation prior to revised base rates going into effect with Case No. 21-0637-GA-AIR, et al., and a test year beginning April 1, 2021, and ending December 31, 2021, and a date certain of December 31, 2021 for property valuation on and after revised base rates go into effect with Case No. 21-0637-GA-AIR, et al.

5. In support of this Application, Columbia is also filing the following schedules:

Schedule	Description
Attachment A	Proposed Rate Schedules
Attachment B	Typical Bill Comparison
Schedule CEP-1	Calculation of Revenue Requirement
Schedule CEP-2	Plant Additions by Month
Schedule CEP-3	Original Cost Retired by Month
Schedule CEP-4	Net Plant by Month
Schedule CEP-5	Provision for Depreciation (Gross Plant)
Schedule CEP-6	Calculation of Base Rate Depreciation Offset
Schedule CEP-7	Annualized Depreciation
Schedule CEP-8	Deferred Depreciation
Schedule CEP-9	Post-in-Service Carrying Cost

Schedule CEP-10	Annualized Property Tax Expense Calculation
Schedule CEP-11	Deferred Tax-Liberalized Depreciation
Schedule CEP-12	Revenue Reconciliation
Schedule CEP-13	Computation of Projected Impact Per Customer
Schedule CEP-1 (21-0637)	Calculation of Revenue Requirement
Schedule CEP-2 (21-0637)	Plant Additions by Month
Schedule CEP-3 (21-0637)	Original Cost Retired by Month
Schedule CEP-4 (21-0637)	Net Plant by Month
Schedule CEP-5 (21-0637)	Provision for Depreciation (Gross Plant)
Schedule CEP-6 (21-0637)	Cost of Removal
Schedule CEP-7 (21-0637)	Annualized Depreciation
Schedule CEP-8 (21-0637)	Deferred Depreciation
Schedule CEP-9 (21-0637)	Post-in-Service Carrying Cost
Schedule CEP-10 (21-0637)	Annualized Property Tax Expense Calculation
Schedule CEP-11 (21-0637)	Deferred Tax-Liberalized Depreciation
Schedule CEP-12 (21-0637)	Revenue Reconciliation
Schedule CEP-13 (21-0637)	Computation of Projected Impact Per Customer

6. Columbia witness Freiman and Columbia witness Thompson will explain the underlying accounting and calculation of the proposed CEP Rider for all rate classes, supporting Attachment A, Attachment B, Schedules CEP-1 to CEP-13 and Schedules CEP-1 (21-0637) to CEP-13 (21-0637).

For the reasons provided in this Application, Columbia respectfully requests that the Commission adjust the CEP Rider, as supported by the schedules attached hereto, and grant any other necessary and proper relief.

Respectfully submitted,

/s/ John R. Ryan

John R. Ryan

John R. Ryan, Sr. Counsel (0090607)
Columbia Gas of Ohio, Inc.
290 W. Nationwide Blvd.
P.O. Box 117
Columbus, OH 43216-0117
Telephone: (614) 285-2220
Email: johnryan@nisource.com

(Willing to accept service by e-mail)

Attorney for
COLUMBIA GAS OF OHIO, INC.

AFFIDAVIT


STATE OF OHIO)
)
FRANKLIN COUNTY) ss:

Vincent Parisi, being first duly cautioned and sworn, deposes and says that he is the President of Columbia Gas of Ohio, Inc., Applicant herein, that the statements and schedules submitted herewith contain proposed revisions to existing schedule sheets, establish the facts and grounds upon which this Application is based, and that the data and facts set forth herein are true to the best of his knowledge and belief.



Vincent Parisi
President

Sworn to before me, and subscribed in my presence, this 22nd day of February, 2022.



Notary Public

SEAL




Melissa L. Thompson, Attorney At Law
NOTARY PUBLIC - STATE OF OHIO
My commission has no expiration date
Sec. 147.03 R.C.

AFFIDAVIT


STATE OF OHIO)
) ss:
FRANKLIN COUNTY)

Randy G. Hulen, being first duly cautioned and sworn, deposes and says that he is the Treasurer of Columbia Gas of Ohio, Inc., Applicant herein, that the statements and schedules submitted herewith contain proposed revisions to existing schedule sheets, establish the facts and grounds upon which this Application is based, and that the data and facts set forth herein are true to the best of his knowledge and belief.



Randy G. Hulen
Treasurer

Sworn to before me, and subscribed in my presence, this 23rd day of February, 2022.



Notary Public

SEAL



John R Ryan III
Attorney At Law
Notary Public, State of Ohio
My commission has no expiration date
Sec. 147.03 R.C.

CERTIFICATE OF SERVICE

The Public Utilities Commission of Ohio's e-filing system will electronically serve notice of the filing of this document on the parties referenced on the service list of the docket card who have electronically subscribed to the case. In addition, the undersigned hereby certifies that a copy of the foregoing document is also being served via electronic mail on the 25th day of February, 2022 upon the parties listed below.

/s/ John R. Ryan

John R. Ryan

Attorney for
COLUMBIA GAS OF OHIO, INC.

Jodi Bair
Sarah Feldkamp
Assistant Attorney General
Public Utilities Section
180 East Broad Street
Columbus, Ohio 43215
Email: jodi.bair@ohioago.gov
Sarah.Feldkamp@ohioago.gov

ATTACHMENT A
PROPOSED RATE SCHEDULES

**RULES AND REGULATIONS GOVERNING THE DISTRIBUTION
AND SALE OF GAS**

CAPITAL EXPENDITURE PROGRAM RIDER ("CEP Rider")

APPLICABILITY

To all customers billed by Columbia under rate schedules SGS, SGSS, GS, GSS and LGS.

DESCRIPTION

An additional charge per account, per month, regardless of gas consumed, to recover costs associated with Columbia's Commission-approved capital expenditure program.

Columbia will file an adjustment annually by February 28, with rates to be implemented with the first billing unit of September. Columbia will set the CEP Rider rate to include additional investments, adjust for actual deferrals, and adjust for any over- and under-recovery for the CEP Rider. Columbia will also incorporate a base rate depreciation offset through December 31 for the additional investments included in the CEP Rider annually.

RECONCILIATION ADJUSTMENT

This Rider is subject to annual reconciliation or adjustment, including but not limited to, increases or refunds. Such annual reconciliation or adjustment shall be limited to the incremental twelve-month period of CEP Investment upon which the rates were calculated, if determined to be unlawful, unreasonable, or imprudent by the Commission in the docket those rates were approved or by the Supreme Court of Ohio.

CEP RIDER RATE

Rate SGS, Small General Service	\$7.335.91 /Month
Rate GS, General Service	\$54.0141.45 /Month
Rate LGS, Large General Service	\$1,273.851,005.05 /Month

Filed in accordance with Public Utilities Commission of Ohio Opinion and Order dated ~~August 11, 2021 in Case No. 21-0023-GA-RDR.~~

Issued: ~~August 23, 2021~~

Effective: With bills rendered on or after
~~August 27, 2021~~

**RULES AND REGULATIONS GOVERNING THE DISTRIBUTION
AND SALE OF GAS**

CAPITAL EXPENDITURE PROGRAM RIDER ("CEP Rider")

APPLICABILITY

To all customers billed by Columbia under rate schedules SGTS, SGTSS, GTS, GTSS and LGTS.

DESCRIPTION

An additional charge per account, per month, regardless of gas consumed, to recover costs associated with Columbia's Commission-approved capital expenditure program.

Columbia will file an adjustment annually by February 28, with rates to be implemented with the first billing unit of September. Columbia will set the CEP Rider rate to include additional investments, adjust for actual deferrals, and adjust for any over- and under-recovery for the CEP Rider. Columbia will also incorporate a base rate depreciation offset through December 31 for the additional investments included in the CEP Rider annually.

RECONCILIATION ADJUSTMENT

This Rider is subject to annual reconciliation or adjustment, including but not limited to, increases or refunds. Such annual reconciliation or adjustment shall be limited to the incremental twelve-month period of CEP Investment upon which the rates were calculated, if determined to be unlawful, unreasonable, or imprudent by the Commission in the docket those rates were approved or by the Supreme Court of Ohio.

CEP RIDER RATE

Rate SGTS, Small General Transportation Service	\$7.335.91 /Month
Rate GTS, General Transportation Service	\$54.0141.45 /Month
Rate LGTS, Large General Transportation Service	\$1,273.851.005.05 /Month

Filed in accordance with Public Utilities Commission of Ohio Opinion and Order dated ~~August 11, 2021 in Case No. 21-0023-GA-RDR~~

Issued: ~~August 23, 2021~~

Effective: With bills rendered on or after
~~August 27, 2021~~

Issued By
Vincent A. Parisi, President

SECTION VII
PART 29 - BILLING ADJUSTMENTS

CAPITAL EXPENDITURE PROGRAM RIDER ("CEP Rider")

APPLICABILITY

To all customers billed by Columbia under rate schedules FRSGTS, FRSGTSS, FRGTS, FRGTSS and FRLGTS.

DESCRIPTION

An additional charge per account, per month, regardless of gas consumed, to recover costs associated with Columbia's Commission-approved capital expenditure program.

Columbia will file an adjustment annually by February 28, with rates to be implemented with the first billing unit of September. Columbia will set the CEP Rider rate to include additional investments, adjust for actual deferrals, and adjust for any over- and under-recovery for the CEP Rider. Columbia will also incorporate a base rate depreciation offset through December 31 for the additional investments included in the CEP Rider annually.

RECONCILIATION ADJUSTMENT

This Rider is subject to annual reconciliation or adjustment, including but not limited to, increases or refunds. Such annual reconciliation or adjustment shall be limited to the incremental twelve-month period of CEP Investment upon which the rates were calculated, if determined to be unlawful, unreasonable, or imprudent by the Commission in the docket those rates were approved or by the Supreme Court of Ohio.

CEP RIDER RATE

Rate FRSGTS, Full Requirements Small General Transportation Service	\$7.335.91 /Month
Rate FRGTS, Full Requirements General Transportation Service	\$54.0141.45 /Month
Rate FRLGTS, Full Requirements Large General Transportation Service	\$1,273.851,005.05 /Month

Filed in accordance with Public Utilities Commission of Ohio Opinion and Order dated ~~August 11, 2021 in Case No. 21-0023-GA-RDR~~

Issued: ~~August 23, 2021~~

Effective: With bills rendered on or after
~~August 27, 2021~~

Issued By
Vincent A. Parisi, President

ATTACHMENT B
TYPICAL BILL COMPARISON

PROPOSED RATES EFFECTIVE: SEPTEMBER 2022[illegible]

ATTACHMENT B
SHEET 2 OF 18

ATTACHMENT B
SHEET 3 OF 18

ATTACHMENT B
SHEET 4 OF 18

[illegible]

RATE SCHEDULE FULL REQUIREMENTS SMALL GENERAL TRANSPORTATION SERVICE (FRSGTS)

ATTACHMENT B
SHEET 5 OF 18

[illegible]

[illegible]

RATE SCHEDULE FULL REQUIREMENTS SMALL GENERAL TRANSPORTATION SERVICE (FRSGTS - SCHOOLS)

ATTACHMENT B
SHEET 7 OF 18

[illegible]

PROPOSED RATES EFFECTIVE: SEPTEMBER 2022

LINE NO.	RATE CODE	USAGE MCF (A)	MOST		PERCENT		CURRENT BILL (F)	PROPOSED BILL (G)	DOLLAR INCREASE (H=G-F)	PERCENT OF INCREASE (I=H/F)	ANNUALIZED FUEL COST	CURRENT BILL	PROPOSED BILL	PERCENT OF CHANGE (M=(L-K)/K)
			CURRENT RATE (B)	PROPOSED RATE (C)	INCREASE (D=C-B)	OF INCREASE (E=D/B)					ADDITIONS PROPOSED BILL (J)	INCLUDING FUEL COST (K=F+J)	INCLUDING FUEL COST (L=G+J)	
1	GENERAL SERVICE													
2	FIRST 25 MCF		2.1861	2.1861	0.0000	0.0%					7.9650			
3	NEXT 75 MCF		1.7927	1.7927	0.0000	0.0%								
4	OVER 100 MCF		1.5412	1.5412	0.0000	0.0%								
5	CUSTOMER CHARGE		171.06	183.62	12.56	7.3%								
6		0.0					179.59	192.78	13.19	7.3%	-	179.59	192.78	7.3%
7		1.0					182.05	195.24	13.19	7.2%	8.36	190.42	203.60	6.9%
8		5.0					191.90	205.09	13.19	6.9%	41.81	233.71	246.90	5.6%
9		10.0					204.21	217.40	13.19	6.5%	83.62	287.84	301.02	4.6%
10		15.0					216.53	229.71	13.19	6.1%	125.43	341.96	355.15	3.9%
11		20.0					228.84	242.02	13.19	5.8%	167.24	396.08	409.27	3.3%
12		25.0					241.15	254.34	13.19	5.5%	209.06	450.21	463.39	2.9%
13		30.0					251.40	264.58	13.19	5.2%	250.87	502.26	515.45	2.6%
14		35.0					261.64	274.83	13.19	5.0%	292.68	554.32	567.51	2.4%
15		40.0					271.89	285.08	13.19	4.8%	334.49	606.38	619.57	2.2%
16		45.0					282.14	295.32	13.19	4.7%	376.30	658.44	671.62	2.0%
17		50.0					292.38	305.57	13.19	4.5%	418.11	710.49	723.68	1.9%
18		60.0					312.88	326.06	13.19	4.2%	501.73	814.61	827.80	1.6%
19		70.0					333.37	346.56	13.19	4.0%	585.36	918.73	931.91	1.4%
20		80.0					353.86	367.05	13.19	3.7%	668.98	1,022.84	1,036.03	1.3%
21		90.0					374.36	387.54	13.19	3.5%	752.60	1,126.96	1,140.14	1.2%
22		100.0					394.85	408.04	13.19	3.3%	836.22	1,231.07	1,244.26	1.1%
23		125.0					437.60	450.79	13.19	3.0%	1,045.28	1,482.88	1,496.07	0.9%
24		150.0					480.36	493.54	13.19	2.7%	1,254.33	1,734.69	1,747.88	0.8%
25		175.0					523.11	536.30	13.19	2.5%	1,463.39	1,986.50	1,999.68	0.7%
26		200.0					565.86	579.05	13.19	2.3%	1,672.44	2,238.31	2,251.49	0.6%
27		225.0					608.62	621.80	13.19	2.2%	1,881.50	2,490.12	2,503.30	0.5%
28		250.0					651.37	664.56	13.19	2.0%	2,090.55	2,741.92	2,755.11	0.5%
29		300.0					736.88	750.06	13.19	1.8%	2,508.66	3,245.54	3,258.73	0.4%
30		400.0					907.89	921.08	13.19	1.5%	3,344.89	4,252.78	4,265.96	0.3%
31		500.0					1,078.90	1,092.09	13.19	1.2%	4,181.11	5,260.01	5,273.20	0.3%
32		600.0					1,249.92	1,263.10	13.19	1.1%	5,017.33	6,267.25	6,280.43	0.2%
33		700.0					1,420.93	1,434.12	13.19	0.9%				

PROPOSED RATES EFFECTIVE: SEPTEMBER 2022

LINE NO.	RATE CODE	USAGE MCF (A)	MOST CURRENT RATE (B)	PROPOSED RATE (C)	INCREASE (D=C-B)	PERCENT OF INCREASE (E=D/B)	CURRENT BILL (F)	PROPOSED BILL (G)	DOLLAR INCREASE (H=G-F)	PERCENT OF INCREASE (I=H/F)	ANNUALIZED FUEL COST ADDITIONS PROPOSED BILL (J)	CURRENT BILL INCLUDING FUEL COST (K=F+J)	PROPOSED BILL INCLUDING FUEL COST (L=G+J)	PERCENT OF CHANGE (M=(L-K)/K)
1	GENERAL SERVICE - SCHOOLS													
2	FIRST 25 MCF		2.1053	2.1053	0.0000	0.0%					7.9650			
3	NEXT 75 MCF		1.7316	1.7316	0.0000	0.0%								
4	OVER 100 MCF		1.4927	1.4927	0.0000	0.0%								
5	CUSTOMER CHARGE		170.00	182.56	12.56	7.4%								
6		0.0					178.48	191.66	13.19	7.4%	-	178.48	191.66	7.4%
7		1.0					180.86	194.04	13.19	7.3%	8.36	189.22	202.40	7.0%
8		5.0					190.37	203.55	13.19	6.9%	41.81	232.18	245.36	5.7%
9		10.0					202.25	215.44	13.19	6.5%	83.62	285.88	299.06	4.6%
10		15.0					214.14	227.33	13.19	6.2%	125.43	339.57	352.76	3.9%
11		20.0					226.03	239.21	13.19	5.8%	167.24	393.27	406.46	3.4%
12		25.0					237.92	251.10	13.19	5.5%	209.06	446.97	460.16	3.0%
13		30.0					247.84	261.03	13.19	5.3%	250.87	498.71	511.90	2.6%
14		35.0					257.77	270.95	13.19	5.1%	292.68	550.45	563.63	2.4%
15		40.0					267.69	280.88	13.19	4.9%	334.49	602.18	615.37	2.2%
16		45.0					277.62	290.81	13.19	4.7%	376.30	653.92	667.11	2.0%
17		50.0					287.55	300.73	13.19	4.6%	418.11	705.66	718.84	1.9%
18		60.0					307.40	320.58	13.19	4.3%	501.73	809.13	822.32	1.6%
19		70.0					327.25	340.44	13.19	4.0%	585.36	912.61	925.79	1.4%
20		80.0					347.10	360.29	13.19	3.8%	668.98	1,016.08	1,029.27	1.3%
21		90.0					366.95	380.14	13.19	3.6%	752.60	1,119.55	1,132.74	1.2%
22		100.0					386.81	399.99	13.19	3.4%	836.22	1,223.03	1,236.21	1.1%
23		125.0					428.29	441.47	13.19	3.1%	1,045.28	1,473.56	1,486.75	0.9%
24		150.0					469.77	482.95	13.19	2.8%	1,254.33	1,724.10	1,737.29	0.8%
25		175.0					511.25	524.43	13.19	2.6%	1,463.39	1,974.63	1,987.82	0.7%
26		200.0					552.73	565.91	13.19	2.4%	1,672.44	2,225.17	2,238.36	0.6%
27		225.0					594.21	607.39	13.19	2.2%	1,881.50	2,475.71	2,488.89	0.5%
28		250.0					635.69	648.87	13.19	2.1%	2,090.55	2,726.24	2,739.43	0.5%
29		300.0					718.65	731.84	13.19	1.8%	2,508.66	3,227.31	3,240.50	0.4%
30		400.0					884.57	897.76	13.19	1.5%	3,344.89	4,229.46	4,242.64	0.3%
31		500.0					1,050.49	1,063.68	13.19	1.3%	4,181.11	5,231.60	5,244.79	0.3%
32		600.0					1,216.41	1,229.60	13.19	1.1%	5,017.33	6,233.74	6,246.93	0.2%
33		700.0					1,382.33	1,395.52	13.19	1.0%	5,853.55	7,235.89	7,249.07	0.2%
34</														

PROPOSED RATES EFFECTIVE: SEPTEMBER 2022

LINE NO.	RATE CODE	USAGE MCF (A)	MOST	PROPOSED	INCREASE (D=C-B)	PERCENT	CURRENT	PROPOSED	DOLLAR	PERCENT	ANNUALIZED	CURRENT	PROPOSED	PERCENT	
			CURRENT			OF				OF	FUEL COST	BILL	BILL		OF
			RATE (B)	RATE (C)		INCREASE (E=D/B)		BILL (F)	BILL (G)	INCREASE (H=G-F)	INCREASE (I=H/F)	PROPOSED BILL (J)	FUEL COST INCLUDING (K=F+J)	FUEL COST INCLUDING (L=G+J)	CHANGE (M=(L-K)/K)
1 GENERAL TRANSPORTATION SERVICE															
2	FIRST 25 MCF		1.7518	1.7518	0.0000	0.0%						7.9650			
3	NEXT 75 MCF		1.3584	1.3584	0.0000	0.0%									
4	OVER 100 MCF		1.1069	1.1069	0.0000	0.0%									
5	CUSTOMER CHARGE		171.06	183.62	12.56	7.3%									
6		0.0						179.59	192.78	13.19	7.3%	-	179.59	192.78	7.3%
7		1.0						181.60	194.78	13.19	7.3%	8.56	190.16	203.35	6.9%
8		5.0						189.62	202.81	13.19	7.0%	42.81	232.43	245.62	5.7%
9		10.0						199.65	212.84	13.19	6.6%	85.62	285.28	298.46	4.6%
10		15.0						209.69	222.87	13.19	6.3%	128.44	338.12	351.31	3.9%
11		20.0						219.72	232.91	13.19	6.0%	171.25	390.97	404.15	3.4%
12		25.0						229.75	242.94	13.19	5.7%	214.06	443.81	457.00	3.0%
13		30.0						237.72	250.90	13.19	5.5%	256.87	494.59	507.78	2.7%
14		35.0						245.68	258.87	13.19	5.4%	299.68	545.37	558.55	2.4%
15		40.0						253.65	266.84	13.19	5.2%	342.50	596.15	609.33	2.2%
16		45.0						261.62	274.81	13.19	5.0%	385.31	646.93	660.11	2.0%
17		50.0						269.59	282.77	13.19	4.9%	428.12	697.70	710.89	1.9%
18		60.0						285.52	298.71	13.19	4.6%	513.74	799.26	812.45	1.6%
19		70.0						301.45	314.64	13.19	4.4%	599.37	900.82	914.01	1.5%
20		80.0						317.39	330.57	13.19	4.2%	684.99	1,002.38	1,015.56	1.3%
21		90.0						333.32	346.51	13.19	4.0%	770.61	1,103.93	1,117.12	1.2%
22		100.0						349.26	362.44	13.19	3.8%	856.24	1,205.49	1,218.68	1.1%
23		125.0						380.61	393.80	13.19	3.5%	1,070.30	1,450.91	1,464.09	0.9%
24		150.0						411.96	425.15	13.19	3.2%	1,284.36	1,696.32	1,709.51	0.8%
25		175.0						443.32	456.50	13.19	3.0%	1,498.42	1,941.73	1,954.92	0.7%
26		200.0						474.67	487.86	13.19	2.8%	1,712.48	2,187.15	2,200.33	0.6%
27		225.0						506.03	519.21	13.19	2.6%	1,926.53	2,432.56	2,445.75	0.5%
28		250.0						537.38	550.57	13.19	2.5%	2,140.59	2,677.97	2,691.16	0.5%
29		300.0						600.09	613.28	13.19	2.2%	2,568.71	3,168.80	3,181.99	0.4%
30		400.0						725.51	738.69	13.19	1.8%	3,424.95	4,150.46	4,163.64	0.3%
31		500.0						850.92	864.11	13.19	1.5%	4,281.19	5,132.11	5,145.30	0.3%
32		600.0													

COLUMBIA GAS OF OHIO, INC.
CASE NO. 22-0621-GA-RDR
TYPICAL BILL COMPARISON

PROPOSED RATES EFFECTIVE: SEPTEMBER 2022

ATTACHMENT B
SHEET 11 OF 18

											ANNUALIZED	CURRENT	PROPOSED		
LINE	RATE	USAGE	MOST	PERCENT		CURRENT	PROPOSED	DOLLAR	PERCENT	FUEL COST	BILL	BILL	PERCENT		
NO.	CODE	MCF	CURRENT	PROPOSED	OF	BILL	BILL	INCREASE	OF	ADDITIONS	INCLUDING	INCLUDING	OF		
		(A)	(B)	(C)	INCREASE	INCREASE		(H=G-F)	INCREASE	PROPOSED BILL	FUEL COST	FUEL COST	CHANGE		
					(D=C-B)	(E=D/B)	(F)	(G)	(I=H/F)	(J)	(K=F+J)	(L=G+J)	(M=(L-K)/K)		
1 GENERAL TRANSPORTATION SERVICE - SCHOOLS															
2	FIRST 25 MCF		1.6710	1.6710	0.0000	0.0%				7.9650					
3	NEXT 75 MCF		1.2973	1.2973	0.0000	0.0%									
4	OVER 100 MCF		1.0584	1.0584	0.0000	0.0%									
5	CUSTOMER CHARGE		170.00	182.56	12.56	7.4%									
6		0.0					178.48	191.66	13.19	7.4%	-	178.48	191.66	7.4%	
7		1.0					180.40	193.59	13.19	7.3%	8.56	188.96	202.15	7.0%	
8		5.0					188.09	201.27	13.19	7.0%	42.81	230.90	244.08	5.7%	
9		10.0					197.69	210.88	13.19	6.7%	85.62	283.32	296.50	4.7%	
10		15.0					207.30	220.49	13.19	6.4%	128.44	335.74	348.92	3.9%	
11		20.0					216.91	230.10	13.19	6.1%	171.25	388.16	401.34	3.4%	
12		25.0					226.52	239.70	13.19	5.8%	214.06	440.58	453.76	3.0%	
13		30.0					234.16	247.35	13.19	5.6%	256.87	491.03	504.22	2.7%	
14		35.0					241.81	255.00	13.19	5.5%	299.68	541.49	554.68	2.4%	
15		40.0					249.46	262.64	13.19	5.3%	342.50	591.95	605.14	2.2%	
16		45.0					257.10	270.29	13.19	5.1%	385.31	642.41	655.60	2.1%	
17		50.0					264.75	277.93	13.19	5.0%	428.12	692.87	706.05	1.9%	
18		60.0					280.04	293.23	13.19	4.7%	513.74	793.78	806.97	1.7%	
19		70.0					295.33	308.52	13.19	4.5%	599.37	894.70	907.89	1.5%	
20		80.0					310.63	323.81	13.19	4.2%	684.99	995.62	1,008.80	1.3%	
21		90.0					325.92	339.10	13.19	4.0%	770.61	1,096.53	1,109.72	1.2%	
22		100.0					341.21	354.40	13.19	3.9%	856.24	1,197.45	1,210.63	1.1%	
23		125.0					371.29	384.48	13.19	3.6%	1,070.30	1,441.59	1,454.78	0.9%	
24		150.0					401.37	414.56	13.19	3.3%	1,284.36	1,685.73	1,698.92	0.8%	
25		175.0					431.45	444.64	13.19	3.1%	1,498.42	1,929.87	1,943.06	0.7%	
26		200.0					461.54	474.72	13.19	2.9%	1,712.48	2,174.01	2,187.20	0.6%	
27		225.0					491.62	504.80	13.19	2.7%	1,926.53	2,418.15	2,431.34	0.5%	
28		250.0					521.70	534.89	13.19	2.5%	2,140.59	2,662.29	2,675.48	0.5%	
29		300.0					581.86	595.05	13.19	2.3%	2,568.71	3,150.57	3,163.76	0.4%	
30		400.0					702.19	715.37	13.19	1.9%	3,424.95	4,127.14	4,140.32	0.3%	
31		500.0					822.51	835.70	13.19	1.6%	4,281.19	5,103.70	5,116.89	0.3%	
32		600.0					942.84	956.02	13.19	1.4%	5,137.43	6,080.26	6,093.45	0.2%	
33		700.0					1,063.16	1,076.35	13.19	1.2%	5,993.66	7,056.83	7,070.01	0.2%	
34		800.0					1,183.49	1,196.68	13.19	1.1%	6,849.90	8,033.39	8,046.58	0.2%	
35		900.0					1,303.82	1,317.00	13.19	1.0%	7,706.14	9,009.95	9,023.14	0.1%	
36		1,000.0					1,424.14	1,437.33	13.19	0.9%	8,562.38	9,986.52	9,999.70	0.1%	
37		1,500.0					2,025.77	2,038.96	13.19	0.7%	12,843.56	14,869.33	14,882.52	0.1%	
38	EXCISE TAX FIRST 100		0.1593												
39	EXCISE TAX NEXT 1900		0.0877												
40	EXCISE TAX OVER 2000		0.0411												
41	GROSS RECEIPTS TAX		4.987%												

RATE SCHEDULE FULL REQUIREMENTS GENERAL TRANSPORTATION SERVICE (FRGTS)

ATTACHMENT B
SHEET 12 OF 18

LINE NO.	RATE CODE	USAGE MCF (A)	MOST		INCREASE (D=C-B)	PERCENT OF INCREASE (E=D/B)		CURRENT BILL (F)	PROPOSED BILL (G)	DOLLAR INCREASE (H=G-F)	PERCENT OF INCREASE (I=H/F)	ANNUALIZED	CURRENT	PROPOSED	PERCENT OF CHANGE (M=(L-K)/K)
			CURRENT RATE (B)	PROPOSED RATE (C)		FUEL COST ADDITIONS PROPOSED BILL (J)	BILL INCLUDING FUEL COST (K=F+J)					BILL INCLUDING FUEL COST (L=G+J)			
1 FULL REQUIREMENTS GENERAL TRANSPORTATION SERVICE															
2	FIRST 25 MCF		2.1684	2.1684	0.0000	0.0%						7.9650			
3	NEXT 75 MCF		1.7750	1.7750	0.0000	0.0%									
4	OVER 100 MCF		1.5235	1.5235	0.0000	0.0%									
5	CUSTOMER CHARGE		171.06	183.62	12.56	7.3%									
6		0.0					179.59	192.78	13.19	7.3%	-	179.59	192.78	7.3%	
7		1.0					182.03	195.22	13.19	7.2%	8.56	190.60	203.78	6.9%	
8		5.0					191.81	205.00	13.19	6.9%	42.81	234.62	247.81	5.6%	
9		10.0					204.03	217.21	13.19	6.5%	85.62	289.65	302.84	4.6%	
10		15.0					216.25	229.43	13.19	6.1%	128.44	344.68	357.87	3.8%	
11		20.0					228.47	241.65	13.19	5.8%	171.25	399.71	412.90	3.3%	
12		25.0					240.69	253.87	13.19	5.5%	214.06	454.74	467.93	2.9%	
13		30.0					250.84	264.03	13.19	5.3%	256.87	507.71	520.90	2.6%	
14		35.0					260.99	274.18	13.19	5.1%	299.68	560.68	573.86	2.4%	
15		40.0					271.15	284.33	13.19	4.9%	342.50	613.64	626.83	2.1%	
16		45.0					281.30	294.49	13.19	4.7%	385.31	666.61	679.79	2.0%	
17		50.0					291.45	304.64	13.19	4.5%	428.12	719.57	732.76	1.8%	
18		60.0					311.76	324.95	13.19	4.2%	513.74	825.50	838.69	1.6%	
19		70.0					332.07	345.26	13.19	4.0%	599.37	931.44	944.62	1.4%	
20		80.0					352.38	365.56	13.19	3.7%	684.99	1,037.37	1,050.55	1.3%	
21		90.0					372.68	385.87	13.19	3.5%	770.61	1,143.30	1,156.49	1.2%	
22		100.0					392.99	406.18	13.19	3.4%	856.24	1,249.23	1,262.42	1.1%	
23		125.0					435.28	448.47	13.19	3.0%	1,070.30	1,505.58	1,518.76	0.9%	
24		150.0					477.57	490.76	13.19	2.8%	1,284.36	1,761.93	1,775.11	0.7%	
25		175.0					519.86	533.05	13.19	2.5%	1,498.42	2,018.27	2,031.46	0.7%	
26		200.0					562.15	575.33	13.19	2.3%	1,712.48	2,274.62	2,287.81	0.6%	
27		225.0					604.44	617.62	13.19	2.2%	1,926.53	2,530.97	2,544.16	0.5%	
28		250.0					646.73	659.91	13.19	2.0%	2,140.59	2,787.32	2,800.51	0.5%	
29		300.0					731.30	744.49	13.19	1.8%	2,568.71	3,300.02	3,313.20	0.4%	
30		400.0					900.46	913.64	13.19	1.5%	3,424.95	4,325.41	4,338.59	0.3%	
31		500.0					1,069.61	1,082.80	13.19	1.2%	4,281.19	5,350.80	5,363.99	0.2%	
32		600.0					1,238.77	1,251.95	13.19	1.1%	5,137.43	6,376.19	6,389.38	0.2%	
33		700.0					1,407.92	1,421.11	13.19	0.9%	5,993.66	7,401.59	7,414.77	0.2%	
34		800.0					1,577.08	1,590.26	13.19	0.8%	6,849.90	8,426.98	8,440.16	0.2%	
35		900.0					1,746.23	1,759.42	13.19	0.8%	7,706.14	9,452.37	9,465.56	0.1%	
36		1,000.0					1,915.39	1,928.57	13.19	0.7%	8,562.38	10,477.76	10,490.95	0.1%	
37		1,500.0					2,761.16	2,774.35	13.19	0.5%	12,843.56	15,604.73	15,617.91	0.1%	
38	EXCISE TAX FIRST 100		0.1593												
39	EXCISE TAX NEXT 1900		0.0877												
40	EXCISE TAX OVER 2000		0.0411												
41	GROSS RECEIPTS TAX		4.987%												

RATE SCHEDULE FULL REQUIREMENTS GENERAL TRANSPORTATION SERVICE (FRGTS - SCO)

ATTACHMENT B
SHEET 13 OF 18

LINE NO.	RATE CODE	USAGE MCF (A)	MOST CURRENT RATE (B)	PROPOSED RATE (C)	INCREASE (D=C-B)	PERCENT OF INCREASE (E=D/B)	CURRENT BILL (F)	PROPOSED BILL (G)	DOLLAR INCREASE (H=G-F)	PERCENT OF INCREASE (I=H/F)	ANNUALIZED FUEL COST ADDITIONS (J)	CURRENT BILL INCLUDING FUEL COST (K=F+J)	PROPOSED BILL INCLUDING FUEL COST (L=G+J)	PERCENT OF CHANGE (M=(L-K)/K)
1	FULL REQUIREMENTS GENERAL TRANSPORTATION SERVICE - STANDARD CHOICE OFFER (SCO)													
2	FIRST 25 MCF		2.1684	2.1684	0.0000	0.0%					7.9650			
3	NEXT 75 MCF		1.7750	1.7750	0.0000	0.0%								
4	OVER 100 MCF		1.5235	1.5235	0.0000	0.0%								
5	CUSTOMER CHARGE		171.06	183.62	12.56	7.3%								
6		0.0					179.59	192.78	13.19	7.3%	-	179.59	192.78	7.3%
7		1.0					182.03	195.22	13.19	7.2%	8.56	190.60	203.78	6.9%
8		5.0					191.81	205.00	13.19	6.9%	42.81	234.62	247.81	5.6%
9		10.0					204.03	217.21	13.19	6.5%	85.62	289.65	302.84	4.6%
10		15.0					216.25	229.43	13.19	6.1%	128.44	344.68	357.87	3.8%
11		20.0					228.47	241.65	13.19	5.8%	171.25	399.71	412.90	3.3%
12		25.0					240.69	253.87	13.19	5.5%	214.06	454.74	467.93	2.9%
13		30.0					250.84	264.03	13.19	5.3%	256.87	507.71	520.90	2.6%
14		35.0					260.99	274.18	13.19	5.1%	299.68	560.68	573.86	2.4%
15		40.0					271.15	284.33	13.19	4.9%	342.50	613.64	626.83	2.1%
16		45.0					281.30	294.49	13.19	4.7%	385.31	666.61	679.79	2.0%
17		50.0					291.45	304.64	13.19	4.5%	428.12	719.57	732.76	1.8%
18		60.0					311.76	324.95	13.19	4.2%	513.74	825.50	838.69	1.6%
19		70.0					332.07	345.26	13.19	4.0%	599.37	931.44	944.62	1.4%
20		80.0					352.38	365.56	13.19	3.7%	684.99	1,037.37	1,050.55	1.3%
21		90.0					372.68	385.87	13.19	3.5%	770.61	1,143.30	1,156.49	1.2%
22		100.0					392.99	406.18	13.19	3.4%	856.24	1,249.23	1,262.42	1.1%
23		125.0					435.28	448.47	13.19	3.0%	1,070.30	1,505.58	1,518.76	0.9%
24		150.0					477.57	490.76	13.19	2.8%	1,284.36	1,761.93	1,775.11	0.7%
25		175.0					519.86	533.05	13.19	2.5%	1,498.42	2,018.27	2,031.46	0.7%
26		200.0					562.15	575.33	13.19	2.3%	1,712.48	2,274.62	2,287.81	0.6%
27		225.0					604.44	617.62	13.19	2.2%	1,926.53	2,530.97	2,544.16	0.5%
28		250.0					646.73	659.91	13.19	2.0%	2,140.59	2,787.32	2,800.51	0.5%
29		300.0					731.30	744.49	13.19	1.8%	2,568.71	3,300.02	3,313.20	0.4%
30		400.0					900.46	913.64	13.19	1.5%	3,424.95	4,325.41	4,338.59	0.3%
31		500.0					1,069.61	1,082.80	13.19	1.2%	4,281.19	5,350.80	5,363.99	0.2%
32		600.0					1,238.77	1,251.95	13.19	1.1%	5,137.43	6,376.19	6,389.38	0.2%
33		700.0					1,407.92	1,421.11	13.19	0.9%	5,993.66	7,401.59	7,414.77	0.2%

RATE SCHEDULE FULL REQUIREMENTS GENERAL TRANSPORTATION SERVICE-SCHOOLS (FRGTS-SCHOOLS)

ATTACHMENT B

LINE NO.	RATE CODE	USAGE MCF (A)	MOST		PROPOSED INCREASE (D=C-B)	PERCENT OF INCREASE (E=D/B)		CURRENT BILL (F)	PROPOSED BILL (G)	DOLLAR INCREASE (H=G-F)	PERCENT OF INCREASE (I=H/F)	ANNUALIZED FUEL COST ADDITIONS	CURRENT BILL INCLUDING FUEL COST	PROPOSED BILL INCLUDING FUEL COST	PERCENT OF CHANGE (M=(L-K)/K)
			CURRENT RATE (B)	PROPOSED RATE (C)		PROPOSED BILL (J)	FUEL COST (K=F+J)					FUEL COST (L=G+J)			
1 FULL REQUIREMENTS GENERAL TRANSPORTATION SERVICE - SCHOOLS															
2	FIRST 25 MCF		2.0876	2.0876	0.0000	0.0%						7.9650			
3	NEXT 75 MCF		1.7139	1.7139	0.0000	0.0%									
4	OVER 100 MCF		1.4750	1.4750	0.0000	0.0%									
5	CUSTOMER CHARGE		170.00	182.56	12.56	7.4%									
6		0.0					178.48	191.66	13.19	7.4%	-	178.48	191.66	7.4%	
7		1.0					180.84	194.02	13.19	7.3%	8.56	189.40	202.59	7.0%	
8		5.0					190.27	203.46	13.19	6.9%	42.81	233.08	246.27	5.7%	
9		10.0					202.07	215.25	13.19	6.5%	85.62	287.69	300.88	4.6%	
10		15.0					213.86	227.05	13.19	6.2%	128.44	342.30	355.48	3.9%	
11		20.0					225.66	238.84	13.19	5.8%	171.25	396.90	410.09	3.3%	
12		25.0					237.45	250.64	13.19	5.6%	214.06	451.51	464.70	2.9%	
13		30.0					247.28	260.47	13.19	5.3%	256.87	504.16	517.34	2.6%	
14		35.0					257.12	270.30	13.19	5.1%	299.68	556.80	569.99	2.4%	
15		40.0					266.95	280.14	13.19	4.9%	342.50	609.45	622.63	2.2%	
16		45.0					276.78	289.97	13.19	4.8%	385.31	662.09	675.28	2.0%	
17		50.0					286.62	299.80	13.19	4.6%	428.12	714.74	727.92	1.8%	
18		60.0					306.28	319.47	13.19	4.3%	513.74	820.03	833.21	1.6%	
19		70.0					325.95	339.14	13.19	4.0%	599.37	925.32	938.50	1.4%	
20		80.0					345.62	358.80	13.19	3.8%	684.99	1,030.61	1,043.79	1.3%	
21		90.0					365.28	378.47	13.19	3.6%	770.61	1,135.90	1,149.08	1.2%	
22		100.0					384.95	398.13	13.19	3.4%	856.24	1,241.19	1,254.37	1.1%	
23		125.0					425.96	439.15	13.19	3.1%	1,070.30	1,496.26	1,509.45	0.9%	
24		150.0					466.98	480.17	13.19	2.8%	1,284.36	1,751.34	1,764.52	0.8%	
25		175.0					508.00	521.18	13.19	2.6%	1,498.42	2,006.41	2,019.60	0.7%	
26		200.0					549.01	562.20	13.19	2.4%	1,712.48	2,261.49	2,274.67	0.6%	
27		225.0					590.03	603.21	13.19	2.2%	1,926.53	2,516.56	2,529.75	0.5%	
28		250.0					631.04	644.23	13.19	2.1%	2,140.59	2,771.64	2,784.82	0.5%	
29		300.0					713.07	726.26	13.19	1.8%	2,568.71	3,281.79	3,294.97	0.4%	
30		400.0					877.14	890.32	13.19	1.5%	3,424.95	4,302.09	4,315.27	0.3%	
31		500.0					1,041.20	1,054.39	13.19	1.3%	4,281.19	5,322.39	5,335.57	0.2%	
32		600.0					1,205.26	1,218.45	13.19	1.1%	5,137.43	6,342.69	6,355.88	0.2%	
33		700.0					1,369.33	1,382.							

PROPOSED RATES EFFECTIVE: SEPTEMBER 2022

LINE NO.	RATE CODE	USAGE MCF (A)	MOST	PROPOSED RATE (C)	INCREASE (D=C-B)	PERCENT	CURRENT BILL (F)	PROPOSED BILL (G)	DOLLAR INCREASE (H=G-F)	PERCENT	ANNUALIZED	CURRENT	PROPOSED	PERCENT OF CHANGE (M=(L-K)/K)
			CURRENT RATE (B)			OF INCREASE (E=D/B)				OF INCREASE (I=H/F)	FUEL COST ADDITIONS PROPOSED BILL (J)	BILL INCLUDING FUEL COST (K=F+J)	BILL INCLUDING FUEL COST (L=G+J)	
1	LARGE GENERAL SERVICE													
2	FIRST 2,000 MCF		0.8841	0.8841	0.0000	0.0%					7.9650			
3	NEXT 13,000 MCF		0.7346	0.7346	0.0000	0.0%								
4	NEXT 85,000 MCF		0.7044	0.7044	0.0000	0.0%								
5	OVER 100,000 MCF		0.6611	0.6611	0.0000	0.0%								
6	CUSTOMER CHARGE		5004.98	5273.78	268.80	5.4%								
7		0.0					5,254.58	5,536.78	282.21	5.4%	-	5,254.58	5,536.78	5.4%
8		1,000.0					6,282.36	6,564.56	282.21	4.5%	8,362.21	14,644.57	14,926.78	1.9%
9		1,500.0					6,792.49	7,074.70	282.21	4.2%	12,543.32	19,335.81	19,618.02	1.5%
10		2,000.0					7,302.62	7,584.83	282.21	3.9%	16,724.43	24,027.05	24,309.26	1.2%
11		3,000.0					8,117.01	8,399.21	282.21	3.5%	25,086.64	33,203.65	33,485.86	0.8%
12		5,000.0					9,745.78	10,027.98	282.21	2.9%	41,811.07	51,556.85	51,839.05	0.5%
13		10,000.0					13,817.70	14,099.90	282.21	2.0%	83,622.15	97,439.84	97,722.05	0.3%
14		15,000.0					17,889.62	18,171.82	282.21	1.6%	125,433.22	143,322.84	143,605.04	0.2%
15		17,500.0					19,846.31	20,128.52	282.21	1.4%	146,338.75	166,185.07	166,467.27	0.2%
16		20,000.0					21,803.01	22,085.21	282.21	1.3%	167,244.29	189,047.30	189,329.50	0.1%
17		50,000.0					45,283.35	45,565.55	282.21	0.6%	418,110.73	463,394.08	463,676.28	0.1%
18		70,000.0					60,936.91	61,219.12	282.21	0.5%	585,355.02	646,291.93	646,574.14	0.0%
19		85,000.0					72,677.08	72,959.29	282.21	0.4%	710,788.24	783,465.32	783,747.52	0.0%
20		100,000.0					84,417.25	84,699.46	282.21	0.3%	836,221.46	920,638.71	920,920.91	0.0%
21		150,000.0					121,278.19	121,560.39	282.21	0.2%	1,254,332.18	1,375,610.37	1,375,892.58	0.0%
22		200,000.0					158,139.13	158,421.33	282.21	0.2%	1,672,442.91	1,830,582.04	1,830,864.24	0.0%
23		250,000.0					195,000.06	195,282.27	282.21	0.1%	2,090,553.64	2,285,553.70	2,285,835.90	0.0%
24		300,000.0					231,861.00	232,143.20	282.21	0.1%	2,508,664.37	2,740,525.36	2,740,807.57	0.0%
25		350,000.0					268,721.93	269,004.14	282.21	0.1%	2,926,775.09	3,195,497.03	3,195,779.23	0.0%
26		400,000.0					305,582.87	305,865.07	282.21	0.1%	3,344,885.82	3,650,468.69	3,650,750.89	0.0%
27		450,000.0					342,443.80	342,726.01	282.21	0.1%	3,762,996.55	4,105,440.35	4,105,722.56	0.0%
28		500,000.0					379,304.74	379,586.94	282.21	0.1%	4,181,107.28	4,560,412.01	4,560,694.22	0.0%
29	EXCISE TAX FIRST 100		0.1593											
30	EXCISE TAX NEXT 1900		0.0877</											

PROPOSED RATES EFFECTIVE: SEPTEMBER 2022

LINE NO.	RATE CODE	USAGE MCF (A)	MOST		PERCENT OF		CURRENT BILL (F)	PROPOSED BILL (G)	DOLLAR INCREASE (H=G-F)	PERCENT OF INCREASE (I=H/F)	ANNUALIZED	CURRENT	PROPOSED	PERCENT OF CHANGE (M=(L-K)/K)
			CURRENT RATE (B)	PROPOSED RATE (C)	INCREASE (D=C-B)	INCREASE (E=D/B)					FUEL COST ADDITIONS (J)	BILL INCLUDING FUEL COST (K=F+J)	BILL INCLUDING FUEL COST (L=G+J)	
1	LARGE GENERAL TRANSPORTATION SERVICE													
2	FIRST 2,000 MCF		0.4498	0.4498	0.0000	0.0%					7.9650			
3	NEXT 13,000 MCF		0.3003	0.3003	0.0000	0.0%								
4	NEXT 85,000 MCF		0.2701	0.2701	0.0000	0.0%								
5	OVER 100,000 MCF		0.2268	0.2268	0.0000	0.0%								
6	CUSTOMER CHARGE		5004.98	5273.78	268.80	5.4%								
7		0.0					5,254.58	5,536.78	282.21	5.4%	-	5,254.58	5,536.78	5.4%
8		1,000.0					5,826.40	6,108.61	282.21	4.8%	8,562.38	14,388.78	14,670.98	2.0%
9		1,500.0					6,108.55	6,390.76	282.21	4.6%	12,843.56	18,952.12	19,234.32	1.5%
10		2,000.0					6,390.71	6,672.91	282.21	4.4%	17,124.75	23,515.46	23,797.66	1.2%
11		3,000.0					6,749.13	7,031.34	282.21	4.2%	25,687.13	32,436.26	32,718.46	0.9%
12		5,000.0					7,465.98	7,748.19	282.21	3.8%	42,811.88	50,277.86	50,560.06	0.6%
13		10,000.0					9,258.11	9,540.32	282.21	3.0%	85,623.75	94,881.86	95,164.07	0.3%
14		15,000.0					11,050.24	11,332.44	282.21	2.6%	128,435.63	139,485.86	139,768.07	0.2%
15		17,500.0					11,867.04	12,149.24	282.21	2.4%	149,841.56	161,708.60	161,990.81	0.2%
16		20,000.0					12,683.84	12,966.04	282.21	2.2%	171,247.50	183,931.34	184,213.54	0.2%
17		50,000.0					22,485.42	22,767.63	282.21	1.3%	428,118.75	450,604.17	450,886.38	0.1%
18		70,000.0					29,019.81	29,302.02	282.21	1.0%	599,366.25	628,386.06	628,668.27	0.0%
19		85,000.0					33,920.61	34,202.81	282.21	0.8%	727,801.88	761,722.48	762,004.69	0.0%
20		100,000.0					38,821.40	39,103.61	282.21	0.7%	856,237.50	895,058.90	895,341.11	0.0%
21		150,000.0					52,884.41	53,166.61	282.21	0.5%	1,284,356.25	1,337,240.66	1,337,522.86	0.0%
22		200,000.0					66,947.42	67,229.62	282.21	0.4%	1,712,475.00	1,779,422.42	1,779,704.62	0.0%
23		250,000.0					81,010.43	81,292.63	282.21	0.3%	2,140,593.75	2,221,604.18	2,221,886.38	0.0%
24		300,000.0					95,073.43	95,355.64	282.21	0.3%	2,568,712.50	2,663,785.93	2,664,068.14	0.0%
25		350,000.0					109,136.44	109,418.65	282.21	0.3%	2,996,831.25	3,105,967.69	3,106,249.90	0.0%
26		400,000.0					123,199.45	123,481.66	282.21	0.2%	3,424,950.00	3,548,149.45	3,548,431.66	0.0%
27		450,000.0					137,262.46	137,544.67	282.21	0.2%	3,853,068.75	3,990,331.21	3,990,613.42	0.0%
28		500,000.0					151,325.47	151,607.67	282.21	0.2%	4,281,187.50	4,432,512.97	4,432,795.17	0.0%
29	EXCISE TAX FIRST 100		0.1593											
30	EXCISE TAX NEXT 1900		0.0877											

RATE SCHEDULE FULL REQUIREMENTS LARGE GENERAL TRANSPORTATION SERVICE (FRLGTS)

ATTACHMENT B
SHEET 17 OF 18

											ANNUALIZED	CURRENT	PROPOSED	
LINE	RATE	USAGE	MOST	PROPOSED		PERCENT			PERCENT	FUEL COST	BILL	BILL	PERCENT	
NO.	CODE	MCF	CURRENT	RATE	INCREASE	OF	BILL	BILL	INCREASE	OF	ADDITIONS	INCLUDING	INCLUDING	
		(A)	(B)	(C)	(D=C-B)	(E=D/B)	(F)	(G)	(H=G-F)	(I=H/F)	PROPOSED BILL	FUEL COST	FUEL COST	
											(J)	(K=F+J)	(L=G+J)	
													(M=(L-K)/K)	
1 FULL REQUIREMENTS LARGE GENERAL TRANSPORTATION SERVICE														
2	FIRST 2,000 MCF		0.8664	0.8664	0.0000	0.0%					7.9650			
3	NEXT 13,000 MCF		0.7169	0.7169	0.0000	0.0%								
4	NEXT 85,000 MCF		0.6867	0.6867	0.0000	0.0%								
5	OVER 100,000 MCF		0.6434	0.6434	0.0000	0.0%								
6	CUSTOMER CHARGE		5004.98	5273.78	268.80	5.4%								
7		0.0					5,254.58	5,536.78	282.21	5.4%	-	5,254.58	5,536.78	5.4%
8		1,000.0					6,263.78	6,545.98	282.21	4.5%	8,562.38	14,826.15	15,108.36	1.9%
9		1,500.0					6,764.62	7,046.82	282.21	4.2%	12,843.56	19,608.18	19,890.38	1.4%
10		2,000.0					7,265.46	7,547.66	282.21	3.9%	17,124.75	24,390.21	24,672.41	1.2%
11		3,000.0					8,061.26	8,343.46	282.21	3.5%	25,687.13	33,748.38	34,030.59	0.8%
12		5,000.0					9,652.86	9,935.07	282.21	2.9%	42,811.88	52,464.74	52,746.94	0.5%
13		10,000.0					13,631.87	13,914.07	282.21	2.1%	85,623.75	99,255.62	99,537.82	0.3%
14		15,000.0					17,610.88	17,893.08	282.21	1.6%	128,435.63	146,046.50	146,328.71	0.2%
15		17,500.0					19,521.11	19,803.32	282.21	1.4%	149,841.56	169,362.68	169,644.88	0.2%
16		20,000.0					21,431.35	21,713.56	282.21	1.3%	171,247.50	192,678.85	192,961.06	0.1%
17		50,000.0					44,354.21	44,636.42	282.21	0.6%	428,118.75	472,472.96	472,755.17	0.1%
18		70,000.0					59,636.12	59,918.33	282.21	0.5%	599,366.25	659,002.37	659,284.58	0.0%
19		85,000.0					71,097.55	71,379.76	282.21	0.4%	727,801.88	798,899.43	799,181.63	0.0%
20		100,000.0					82,558.98	82,841.19	282.21	0.3%	856,237.50	938,796.48	939,078.69	0.0%
21		150,000.0					118,490.78	118,772.99	282.21	0.2%	1,284,356.25	1,402,847.03	1,403,129.24	0.0%
22		200,000.0					154,422.59	154,704.79	282.21	0.2%	1,712,475.00	1,866,897.59	1,867,179.79	0.0%
23		250,000.0					190,354.39	190,636.59	282.21	0.1%	2,140,593.75	2,330,948.14	2,331,230.34	0.0%
24		300,000.0					226,286.19	226,568.39	282.21	0.1%	2,568,712.50	2,794,998.69	2,795,280.89	0.0%
25		350,000.0					262,217.99	262,500.19	282.21	0.1%	2,996,831.25	3,259,049.24	3,259,331.44	0.0%
26		400,000.0					298,149.79	298,431.99	282.21	0.1%	3,424,950.00	3,723,099.79	3,723,381.99	0.0%
27		450,000.0					334,081.59	334,363.79	282.21	0.1%	3,853,068.75	4,187,150.34	4,187,432.54	0.0%
28		500,000.0					370,013.39	370,295.60	282.21	0.1%	4,281,187.50	4,651,200.89	4,651,483.10	0.0%
29	EXCISE TAX FIRST 100		0.1593											
30	EXCISE TAX NEXT 1900		0.0877											
31	EXCISE TAX OVER 2000		0.0411											
32	EXCISE TAX FLEXED RATE		0.0200											
33	GROSS RECEIPTS TAX		4.987%											
34	FRANKLIN COUNTY SALES TAX		7.500%											

RATE SCHEDULE LARGE GENERAL TRANSPORTATION SERVICE - MAINLINE (LGTS MAINLINE)

ATTACHMENT B
SHEET 18 OF 18

											ANNUALIZED	CURRENT	PROPOSED	
LINE	RATE	USAGE	MOST			PERCENT				PERCENT	FUEL COST	BILL	BILL	PERCENT
NO.	CODE	MCF	CURRENT	PROPOSED	INCREASE	OF	CURRENT	PROPOSED	DOLLAR	OF	ADDITIONS	INCLUDING	INCLUDING	OF
		(A)	(B)	(C)	(D=C-B)	(E=D/B)	(F)	(G)	(H=G-F)	(I=H/F)	(J)	(K=F+J)	(L=G+J)	(M=(L-K)/K)
1	LARGE GENERAL TRANSPORTATION SERVICE - MAINLINE													
2	ALL DELIVERIES PER MCF		0.2268	0.2268	0.0000	0.0%					7.9650			
3	CUSTOMER CHARGE		5004.98	5,273.78	268.80	5.4%								
4		500.0					5,427.19	5,709.39	282.21	5.2%	4,281.19	9,708.37	9,990.58	2.9%
5		1,000.0					5,592.28	5,874.48	282.21	5.0%	8,562.38	14,154.65	14,436.86	2.0%
6		1,500.0					5,757.37	6,039.58	282.21	4.9%	12,843.56	18,600.93	18,883.14	1.5%
7		2,000.0					5,922.46	6,204.67	282.21	4.8%	17,124.75	23,047.21	23,329.42	1.2%
8		3,000.0					6,203.72	6,485.93	282.21	4.5%	25,687.13	31,890.85	32,173.05	0.9%
9		5,000.0					6,766.24	7,048.45	282.21	4.2%	42,811.88	49,578.12	49,860.32	0.6%
10		10,000.0					8,172.55	8,454.75	282.21	3.5%	85,623.75	93,796.30	94,078.50	0.3%
11		15,000.0					9,578.85	9,861.05	282.21	2.9%	128,435.63	138,014.47	138,296.68	0.2%
12		17,500.0					10,282.00	10,564.20	282.21	2.7%	149,841.56	160,123.56	160,405.76	0.2%
13		20,000.0					10,985.15	11,267.35	282.21	2.6%	171,247.50	182,232.65	182,514.85	0.2%
14		50,000.0					19,422.95	19,705.16	282.21	1.5%	428,118.75	447,541.70	447,823.91	0.1%
15		70,000.0					25,048.16	25,330.36	282.21	1.1%	599,366.25	624,414.41	624,696.61	0.0%
16		85,000.0					29,267.06	29,549.26	282.21	1.0%	727,801.88	757,068.93	757,351.14	0.0%
17		100,000.0					33,485.96	33,768.17	282.21	0.8%	856,237.50	889,723.46	890,005.67	0.0%
18		150,000.0					47,548.97	47,831.17	282.21	0.6%	1,284,356.25	1,331,905.22	1,332,187.42	0.0%
19		200,000.0					61,611.98	61,894.18	282.21	0.5%	1,712,475.00	1,774,086.98	1,774,369.18	0.0%
20		250,000.0					75,674.99	75,957.19	282.21	0.4%	2,140,593.75	2,216,268.74	2,216,550.94	0.0%
21		300,000.0					89,738.00	90,020.20	282.21	0.3%	2,568,712.50	2,658,450.50	2,658,732.70	0.0%
22		350,000.0					103,801.00	104,083.21	282.21	0.3%	2,996,831.25	3,100,632.25	3,100,914.46	0.0%
23		400,000.0					117,864.01	118,146.22	282.21	0.2%	3,424,950.00	3,542,814.01	3,543,096.22	0.0%
24		450,000.0					131,927.02	132,209.23	282.21	0.2%	3,853,068.75	3,984,995.77	3,985,277.98	0.0%
25		500,000.0					145,990.03	146,272.23	282.21	0.2%	4,281,187.50	4,427,177.53	4,427,459.73	0.0%
26	EXCISE TAX FIRST 100		0.1593											
27	EXCISE TAX NEXT 1900		0.0877											
28	EXCISE TAX OVER 2000		0.0411											
29	EXCISE TAX FLEXED RATE		0.0200											
30	GROSS RECEIPTS TAX		4.987%											
31	FRANKLIN COUNTY SALES TAX		7.500%											

CEP RIDER SCHEDULES

Columbia Gas of Ohio, Inc.
Capital Expenditures Program
Case No. 22-0621-GA-RDR
Calculation of Revenue Requirement

Data: 2021 - 12 Months Actual 0 Month Estimate

Schedule CEP-1

Line No.		Actual Through December 31, 2020	Activity Through December 31, 2021	Total As Of December 31, 2021	Reference
Return on Investment					
1	Plant In-Service				
2	Additions	\$1,143,848,664	\$253,453,945	\$1,397,302,609	Schedule 2
3	Retirements	(\$169,442,555)	(\$21,737,837)	(\$191,180,392)	Schedule 3
4	Total Plant In-Service	<u>\$974,406,109</u>	<u>\$231,716,108</u>	<u>\$1,206,122,218</u>	Line 2 + Line 3
Less: Accumulated Provision for Depreciation					
5	Depreciation Expense	\$188,617,151	\$53,690,657	\$242,307,808	Schedule 5
6	2008 Rate Case Depreciation Offset	\$421,595,850	\$42,733,771	\$464,329,621	Schedule 6
7	Retirements	(\$169,442,555)	(\$21,737,837)	(\$191,180,392)	Schedule 3
8	Total Accumulated Provision for Depreciation	<u>\$440,770,447</u>	<u>\$74,686,591</u>	<u>\$515,457,037</u>	Lines 5 + 6 + 7
9	Net Deferred Depreciation	\$80,689,795	\$5,823,726	\$86,513,521	Schedule 8
10	Net Deferred PISCC	\$107,356,805	\$5,086,026	\$112,442,831	Schedule 9
11	Net Deferred Property Taxes	\$43,047,797	\$1,132,138	\$44,179,935	Schedule 10
12	Deferred Taxes on PISCC	(\$22,544,929)	(\$1,068,065)	(\$23,612,995)	(Line 10 * 21%)
13	Deferred Taxes on Deferred Property Taxes	(\$9,040,037)	(\$237,749)	(\$9,277,786)	(Line 11 * 21%)
14	Deferred Taxes on Liberalized Depreciation	<u>(\$91,534,185)</u>	<u>(\$11,836,886)</u>	<u>(\$103,371,071)</u>	Schedule 11
15	Net Rate Base	\$641,610,908	\$155,928,706	\$797,539,615	Line 4 - Line 8 + Lines 9 through 14
16	Approved Pre-tax Rate of Return	9.52%		9.52%	Joint Stipulation & Recommendation Case No. 08-0072-GA-AIR
17	Annualized Return on Rate Base	\$61,081,358	\$14,844,413	\$75,925,771	Line 15 * Line 16
Operating Expenses					
18	Annualized Depreciation	\$34,246,083	\$12,079,793	\$46,325,876	Schedule 7
19	Annualized Deferred Depreciation Amortization	\$2,845,324	\$284,094	\$3,129,418	Schedule 8
20	Annualized PISCC Amortization	\$3,783,510	\$289,117	\$4,072,627	Schedule 9
21	Annualized Property Tax Expense	\$21,939,891	\$4,666,253	\$26,606,144	Schedule 10
22	Deferred Property Tax Expense Amortization	\$1,519,618	\$86,319	\$1,605,937	Schedule 10
23	Revenue Requirement	<u>\$125,415,785</u>	<u>\$32,249,989</u>	<u>\$157,665,773</u>	Lines 17 through 22
24	Prior Year's (Over)/Under Recovered Balance	\$1,261,274	(\$786,570)	\$474,704	Schedule 12
25	Total Amount to be collected beginning September 2022	<u>\$126,677,058</u>	<u>\$31,463,419</u>	<u>\$158,140,477</u>	Line 23 + Line 24

Columbia Gas of Ohio, Inc.
Capital Expenditures Program
Case No. 22-0621-GA-RDR
Plant Additions by Month

Data: 2021 - 12 Months Actual 0 Month Estimate

Schedule CEP-2
Page 1 of 4

Line No.	Description	2011	2012	2013	2014	2015	2016	2017	2018	2019	2020	2021	Total
1	CEP Gross Plant Additions	\$18,987,654	\$60,372,513	\$72,867,694	\$128,819,142	\$135,095,385	\$115,080,721	\$128,664,293	\$ 121,672,839	\$185,111,735	\$177,176,687	\$253,453,945	\$1,397,302,608
December 31, 2020													
	Cumulative Additions by Month	January	February	March	April	May	June	July	August	September	October	November	December
2	30220 Franchises/Consent, Limited	\$0	\$0	\$0	\$0	\$0	\$0	\$0	\$0	\$0	\$0	\$0	\$0
3	30300 Intangible Plt, General	\$1,578,972	\$1,578,972	\$1,578,972	\$1,578,972	\$1,578,972	\$1,578,972	\$1,578,972	\$1,578,972	\$1,578,972	\$1,578,972	\$1,578,972	\$1,578,972
4	30330 Intangible Plt, Misc Software	\$68,394,583	\$70,047,919	\$70,164,777	\$70,352,848	\$71,704,834	\$72,375,185	\$72,650,166	\$74,123,177	\$74,307,269	\$74,993,614	\$76,380,681	\$76,743,972
5	30399 Intangible Plt, Cloud Computing	\$0	\$0	\$2,701,473	\$2,739,933	\$2,741,576	\$2,741,811	\$2,800,136	\$3,176,241	\$3,176,816	\$3,212,841	\$3,212,961	\$3,219,467
6	37420 Land, Other Distribution Sys	\$1,315	\$1,315	\$1,315	\$1,315	\$4,855	\$4,855	\$4,855	\$4,855	\$4,855	\$4,855	\$4,855	\$4,855
7	37440 Land Rgts, Other Distr Sys	\$2,005,364	\$2,005,364	\$2,010,294	\$2,010,294	\$2,017,825	\$2,017,825	\$2,017,825	\$2,167,825	\$2,167,824	\$2,226,588	\$2,226,534	\$2,231,691
8	37450 Rights of Way	\$29,593	\$29,593	\$29,593	\$29,593	\$29,593	\$29,593	\$29,593	\$29,593	\$29,593	\$29,593	\$29,593	\$29,593
9	37520 Str, City Gate Mea & Reg	\$540,271	\$540,271	\$542,774	\$542,774	\$542,774	\$542,774	\$542,774	\$542,774	\$542,774	\$542,774	\$542,774	\$542,774
10	37530 Str, General Mea & Reg	\$0	\$0	\$0	\$0	\$0	\$0	\$0	\$0	\$0	\$0	\$0	\$0
11	37540 Str, Regulating	\$5,790,527	\$5,796,753	\$5,818,970	\$5,844,453	\$5,904,073	\$5,939,015	\$5,939,131	\$5,857,392	\$6,008,995	\$6,098,765	\$6,157,968	\$6,195,180
12	37550 Str, Main Line Industrial M&R	\$222,454	\$222,454	\$222,454	\$222,454	\$222,454	\$222,454	\$222,454	\$222,454	\$222,454	\$222,454	\$222,454	\$222,454
13	37560 Str, Distribtn Industrial M&R	\$0	\$0	\$0	\$0	\$0	\$0	\$0	\$0	\$0	\$0	\$0	\$0
14	37570 Str, Other Distribution Sys	\$4,204,355	\$4,204,355	\$4,204,355	\$4,292,690	\$4,292,690	\$4,292,690	\$4,292,690	\$4,298,774	\$4,298,774	\$4,301,034	\$4,301,034	\$4,304,068
15	37571 Str, Other Dist Sys, Leased	\$8,729,057	\$8,729,057	\$8,757,447	\$8,763,029	\$8,763,029	\$8,829,239	\$8,829,239	\$8,829,239	\$8,861,194	\$8,863,139	\$8,863,726	\$8,866,171
16	37600 Mains	\$306,157,986	\$310,719,662	\$313,265,161	\$316,545,842	\$319,076,519	\$322,617,011	\$327,910,784	\$331,613,235	\$334,933,028	\$339,347,443	\$341,932,553	\$348,055,061
17	37625 Mains Replacement	(\$1,150,082)	(\$952,206)	(\$862,566)	(\$718,601)	(\$554,538)	(\$459,631)	(\$419,023)	(\$392,167)	\$998,346	\$1,185,615	\$1,434,181	\$1,270,532
18	37810 Mea & Reg Sta Eq, General	\$3,508,763	\$3,508,763	\$3,508,763	\$3,508,763	\$3,508,763	\$3,508,763	\$3,508,763	\$3,508,763	\$3,508,763	\$3,508,763	\$3,508,763	\$3,508,763
19	37820 Mea & Reg Sta Eq, Regulating	\$71,235,997	\$72,248,194	\$72,331,172	\$72,652,143	\$72,701,321	\$72,986,480	\$73,402,600	\$77,703,331	\$78,436,249	\$81,615,984	\$83,033,536	\$87,773,440
20	37821 Mea & Reg Sta Eq, Reg FMV	(\$1,813,753)	(\$1,813,753)	(\$1,813,753)	(\$1,813,753)	(\$1,813,753)	(\$1,813,753)	(\$1,813,753)	(\$1,813,753)	(\$1,813,753)	(\$1,813,753)	(\$1,813,753)	(\$1,813,753)
21	37830 Mea & Reg Sta Eq, Local Gas	(\$4)	(\$4)	(\$4)	(\$4)	(\$4)	(\$4)	(\$4)	(\$4)	(\$4)	(\$4)	(\$4)	(\$4)
22	37910 Mea & Reg Sta Eq, City Gate	\$12,600,668	\$12,608,482	\$12,608,793	\$12,619,016	\$12,624,538	\$12,729,548	\$12,732,464	\$12,743,933	\$12,744,076	\$12,774,018	\$13,653,696	\$14,668,826
23	37911 Mea & Reg Sta Eq, Exch Gas	(\$79,907)	(\$79,907)	(\$79,907)	(\$79,907)	(\$79,907)	(\$79,907)	(\$79,907)	(\$79,907)	(\$79,907)	(\$79,907)	(\$79,907)	(\$79,907)
24	37920 Mea & Reg Sta Eq, Main Line	\$771,894	\$771,894	\$771,894	\$771,894	\$771,894	\$771,894	\$771,894	\$771,894	\$771,894	\$771,894	\$771,894	\$771,894
25	38000 Services	\$365,302,359	\$370,819,774	\$375,966,714	\$379,694,576	\$383,582,080	\$387,816,300	\$392,751,338	\$397,696,162	\$405,006,858	\$411,536,861	\$417,581,892	\$424,139,053
26	38012 Riser Replacements	\$144,421	\$146,258	\$146,272	\$146,272	\$146,272	\$146,392	\$146,392	\$146,777	\$146,777	\$146,777	\$146,777	\$146,794
27	38013 Services Replaced aff Risers	(\$878,854)	(\$878,854)	(\$878,854)	(\$878,854)	(\$878,854)	(\$878,854)	(\$878,854)	(\$878,854)	(\$878,854)	(\$878,854)	\$17,839,348	\$17,839,348
28	38025 Services Replaced aff Mains	\$1,415,932	\$1,415,932	\$1,415,932	\$1,415,932	\$1,415,932	\$1,415,932	\$1,415,932	\$1,415,932	\$1,415,932	\$1,415,932	\$1,415,932	\$1,415,932
29	38100 Meters	\$29,785,665	\$29,824,755	\$29,824,755	\$29,824,755	\$29,824,755	\$29,827,449	\$31,536,663	\$32,208,872	\$32,208,872	\$32,208,872	\$32,954,268	\$33,500,784
30	38110 Auto Meter Reading Devices	\$4,554,737	\$4,673,821	\$4,673,821	\$4,673,821	\$4,712,128	\$4,776,234	\$4,776,234	\$4,782,248	\$4,782,248	\$4,782,248	\$4,782,248	\$4,782,248
31	38200 Meter Installations	\$1,821,210	\$1,962,657	\$2,095,454	\$2,198,340	\$2,311,248	\$2,406,551	\$2,507,301	\$2,563,574	\$2,704,440	\$2,865,988	\$3,031,756	\$3,203,449
32	38300 House Regulators	\$14,991,595	\$15,060,048	\$15,124,316	\$15,174,108	\$15,228,750	\$15,274,872	\$15,323,630	\$15,350,864	\$15,419,036	\$15,497,218	\$15,577,441	\$15,660,533
33	38400 House Regulator Installation	\$0	\$0	\$0	\$0	\$0	\$0	\$0	\$0	\$0	\$0	\$0	\$0
34	38500 Industrial Mea & Reg Sta Eq	\$5,882,296	\$5,896,800	\$5,881,345	\$5,900,218	\$5,903,431	\$5,905,555	\$5,926,971	\$5,936,353	\$5,921,605	\$5,945,592	\$6,017,982	\$6,171,692
35	38710 Other Equipment	\$12,514	\$12,514	\$12,514	\$12,514	\$12,514	\$12,514	\$12,514	\$12,514	\$12,514	\$12,514	\$12,514	\$12,514
36	38720 Other Equip, Odorization	\$85	\$85	\$85	\$85	\$85	\$85	\$85	\$85	\$85	\$85	\$85	\$85
37	38741 Other Equip, Telephone	\$129,594	\$129,594	\$129,594	\$129,594	\$129,594	\$129,594	\$129,594	\$129,594	\$129,594	\$129,594	\$129,594	\$129,594
38	38742 Other Equip, Radio	\$91,464	\$91,464	\$91,464	\$91,464	\$91,464	\$91,464	\$91,464	\$91,464	\$91,464	\$91,464	\$91,464	\$91,464
39	38744 Other Equip, Oth Communicatn	\$67,754	\$67,754	\$67,754	\$67,754	\$67,754	\$86,506	\$86,506	\$86,506	\$86,506	\$86,506	\$86,507	\$86,507
40	38745 Other Equip, Telemetering	\$11,308,278	\$11,389,205	\$11,601,910	\$11,699,092	\$11,750,059	\$11,770,492	\$11,830,169	\$11,876,044	\$12,703,872	\$13,034,901	\$13,457,312	\$14,147,973
41	38746 Other Equip, Customr Info Srv	\$0	\$0	\$0	\$0	\$0	\$0	\$0	\$0	\$0	\$0	\$0	\$0
42	38910 Land	\$0	\$0	\$0	\$0	\$0	\$0	\$0	\$0	\$0	\$0	\$0	\$0
43	39021 Str, Gen Off, Impv Leased Prp	\$909,973	\$909,973	\$909,973	\$909,973	\$909,973	\$909,973	\$909,973	\$909,973	\$909,973	\$909,973	\$909,973	\$909,973
44	39071 Str, Arena Off, Impv Leas Prp	\$15,144,126	\$15,144,126	\$15,144,126	\$15,144,126	\$15,144,126	\$15,144,126	\$15,144,126	\$15,144,126	\$15,144,126	\$15,144,126	\$15,144,126	\$15,144,126
45	39110 OF&E, Unspecified	\$16,372,755	\$16,373,283	\$16,373,283	\$16,373,283	\$16,373,283	\$16,373,283	\$16,373,283	\$16,373,283	\$16,373,283	\$16,373,283	\$16,373,283	\$16,373,283
46	39111 OF&E, Data Handling Equip	\$1,587,406	\$1,587,406	\$1,587,406	\$1,587,406	\$1,587,406	\$1,587,406	\$1,587,406	\$1,587,406	\$1,587,406	\$1,587,406	\$1,587,406	\$1,587,406
47	39112 OF&E, Information Systems	\$8,589,878	\$8,589,878	\$8,589,878	\$8,589,878	\$8,589,878	\$8,639,749	\$8,639,793	\$8,639,143	\$8,639,143	\$8,639,143	\$8,639,113	\$8,777,584
48	39120 OF&E, Air-Conditioning Equip	\$0	\$0	\$0	\$0	\$0	\$0	\$0	\$0	\$0	\$0	\$0	\$0
49	39220 Trans Eq, Trailers > \$1,000	\$58,508	\$58,508	\$58,508	\$58,508	\$58,508	\$58,508	\$58,508	\$58,508	\$58,508	\$58,508	\$58,508	\$58,508
50	39221 Trans Eq, Trailers \$1000 or <	\$0	\$0	\$0	\$0	\$0	\$0	\$0	\$0	\$0	\$0	\$0	\$0
51	39300 Stores Equipment	\$0	\$0	\$0	\$0	\$0	\$0	\$0	\$0	\$0	\$0	\$0	\$0
52	39410 Tools, Garage & Service Eq	\$0	\$0	\$0	\$0	\$0	\$0	\$0	\$0	\$0	\$21,107	\$21,107	\$26,029
53	39411 Tools, CNG Equip, Stationary	\$0	\$0	\$0	\$0	\$0	\$0	\$0	\$0	\$0	\$0	\$0	\$0
54	39420 Tools, Shop Equipment	\$9,234	\$9,234	\$9,234	\$9,234	\$9,234	\$9,234	\$9,234	\$9,234	\$9,234	\$9,234	\$9,234	\$9,234
55	39430 Tools, Tools and Other	\$18,411,511	\$18,461,929	\$18,461,929	\$18,461,929	\$18,461,929	\$18,461,929	\$20,654,174	\$20,805,088	\$20,805,088	\$21,136,256	\$21,153,850	\$21,294,780
56	39500 Laboratory Equipment, Gas	\$0	\$0	\$0	\$0	\$0	\$0	\$0	\$0	\$0	\$0	\$0	\$0
57	39600 Power Operated Equipment	\$187,233	\$187,233	\$187,233	\$187,233	\$187,233	\$187,233	\$187,233	\$187,233	\$187,233	\$187,233	\$187,233	\$187,233
58	39800 Miscellaneous Equipment	\$58,672	\$58,672	\$58,672	\$58,672	\$58,672	\$58,672	\$58,672	\$58,672	\$58,672	\$58,672	\$58,672	\$58,672
59	TOTAL Cumulative Plant Additions	\$978,686,397	\$992,159,227	\$1,003,295,293	\$1,011,393,661	\$1,019,714,962	\$1,029,046,010	\$1,044,199,992	\$1,060,071,337	\$1,074,221,645	\$1,090,382,880	\$1,123,229,954	\$1,143,848,664

Columbia Gas of Ohio, Inc.
Capital Expenditures Program
Case No. 22-0621-GA-RDR
Plant Additions by Month

Data: 2021 - 12 Months Actual 0 Month Estimate

Schedule CEP-2
Page 2 of 4

Line No.	2021 Additions by Month	Calendar Year 2021												TOTAL
		January	February	March	April	May	June	July	August	September	October	November	December	
1	30220 Franchises/Consent, Limited	\$0	\$0	\$0	\$0	\$0	\$0	\$0	\$0	\$0	\$0	\$0	\$0	\$0
2	30300 Intangible Plt, General	\$0	\$0	\$0	\$0	\$0	\$0	\$0	\$0	\$0	\$0	\$0	\$0	\$0
3	30330 Intangible Plt, Misc Software	\$236,807	\$2,617,123	\$342,479	\$7,426,337	\$203,111	\$3,757,091	\$3,445,248	\$2,871,129	\$217,146	\$162,715	\$4,143,024	\$6,904,547	\$32,326,757
4	30399 Intangible Plt, Cloud Computing	\$0	\$346,592	\$16,626	\$482,941	\$3,521	\$2,053,841	\$2,425,368	\$99,554	\$1,560,937	\$1,954,649	\$124,950	\$737,215	\$9,806,193
5	37420 Land, Other Distribution Sys	\$0	\$0	\$6,725	\$0	\$0	\$0	\$0	\$0	\$0	\$0	\$0	\$0	\$6,725
6	37440 Land Rgts, Other Distr Sys	\$1,411	\$0	\$0	\$0	(\$0)	\$0	\$0	\$33,447	\$9,961	\$0	\$135	\$8,311	\$53,265
7	37450 Rights of Way	\$0	\$0	\$0	\$0	\$0	\$0	\$0	\$0	\$0	\$0	\$0	\$0	\$0
8	37520 Str, City Gate Mea & Reg	\$0	\$0	\$0	\$0	\$0	\$0	\$0	\$0	\$0	\$0	\$0	\$0	\$0
9	37530 Str, General Mea & Reg	\$0	\$0	\$0	\$0	\$0	\$0	\$0	\$0	\$0	\$0	\$0	\$0	\$0
10	37540 Str, Regulating	\$1,030	\$31,304	\$3,530	\$0	\$14,112	\$3,044	\$0	\$71,481	\$25,296	\$12,678	\$38,327	\$163,520	\$364,320
11	37550 Str, Main Line Industrial M&R	\$0	\$0	\$0	\$0	\$0	\$0	\$0	\$0	\$0	\$0	\$0	\$0	\$0
12	37560 Str, Distribtn Industrial M&R	\$0	\$0	\$0	\$0	\$0	\$0	\$0	\$0	\$0	\$0	\$0	\$0	\$0
13	37570 Str, Other Distribution Sys	\$0	\$0	\$0	\$0	\$0	\$0	\$0	\$1,038	\$7,859	\$1,565	\$1,258,706	\$167,461	\$1,436,630
14	37571 Str, Other Dist Sys, Leased	\$129	\$17,903	\$0	\$0	(\$17,919)	\$0	\$12,875	\$0	\$47,642	\$354,059	(\$11)	\$363,391	\$778,068
15	37600 Mains	\$3,659,028	\$2,479,351	\$3,677,058	\$5,971,436	\$4,205,350	\$4,909,425	\$3,325,178	\$4,087,600	\$6,487,428	\$5,451,813	\$5,717,740	\$9,159,268	\$59,130,675
16	37625 Mains Replacement	\$69,084	\$1,465	\$12,350	\$2,670	\$462	\$278,017	\$126,919	\$77,510	\$41,279	\$214,900	(\$13,422)	\$23,459,676	\$24,270,910
17	37810 Mea & Reg Sta Eq, General	\$0	\$0	\$0	\$0	\$0	\$0	\$0	\$0	\$0	\$0	\$0	\$0	\$0
18	37820 Mea & Reg Sta Eq, Regulating	\$1,663,540	\$1,816,515	\$1,910,653	\$1,476,660	\$3,368,887	(\$220,041)	\$1,303,941	\$4,358,691	\$3,294,541	\$4,049,503	\$4,723,155	\$1,985,514	\$29,731,560
19	37821 Mea & Reg Sta Eq, Reg FMV	\$0	\$0	\$0	\$0	\$0	\$0	\$0	\$0	\$0	\$0	\$0	\$0	\$0
20	37830 Mea & Reg Sta Eq, Local Gas	\$0	\$0	\$0	\$0	\$0	\$0	\$0	\$0	\$0	\$0	\$0	\$0	\$0
21	37910 Mea & Reg Sta Eq, City Gate	\$31,938	\$236,713	\$22,603	\$9,260	\$27,694	(\$343)	\$97,442	\$113,723	\$96,217	\$76,476	\$77,017	\$16,143	\$804,882
22	37911 Mea & Reg Sta Eq, Exch Gas	\$0	\$0	\$0	\$0	\$0	\$0	\$0	\$0	\$0	\$0	\$0	\$0	\$0
23	37920 Mea & Reg Sta Eq, Main Line	\$0	\$0	\$0	\$0	\$0	\$0	\$0	\$0	\$0	\$0	\$0	\$0	\$0
24	38000 Services	\$5,511,215	\$4,116,293	\$5,168,559	\$4,962,601	\$4,832,243	\$5,005,918	\$4,975,639	\$5,854,892	\$6,240,856	\$8,793,254	\$7,415,176	\$8,858,051	\$71,734,697
25	38012 Riser Replacements	\$0	\$0	\$0	\$0	\$16,291	\$27,395	\$4,634	\$24	\$0	\$0	\$0	\$462	\$48,805
26	38013 Services Replaced aff Risers	\$0	\$0	\$0	\$0	\$0	\$0	\$0	\$0	\$0	\$1,268,250	\$2,535,980	\$2,619,629	\$6,423,859
27	38025 Services Replaced aff Mains	\$0	\$0	\$0	\$0	\$0	\$0	\$0	\$0	\$0	\$0	\$0	\$0	\$0
28	38100 Meters	\$119,049	\$221,882	\$17,724	\$492,256	(\$28)	\$1,549,615	\$109,224	\$0	\$790,027	\$347,908	\$726,290	\$429,908	\$4,803,854
29	38110 Auto Meter Reading Devices	\$0	\$5,833	\$0	\$0	\$0	\$0	\$0	\$0	\$328,972	\$0	\$0	\$0	\$334,805
30	38200 Meter Installations	\$0	\$0	\$0	\$0	\$0	\$0	\$0	\$0	\$45,952	(\$880,662)	\$56,155	\$1,795,712	\$1,017,157
31	38300 House Regulators	\$223,949	\$201,242	\$155,775	\$128,445	\$102,747	\$100,062	\$155,128	\$162,700	\$207,569	\$218,234	\$352,981	(\$1,225,230)	\$783,602
32	38400 House Regulator Installation	\$0	\$0	\$0	\$0	\$0	\$0	\$0	\$0	\$0	\$0	\$0	\$0	\$0
33	38500 Industrial Mea & Reg Sta Eq	\$5,021	\$29	(\$74,273)	\$20,024	\$1,295	\$6,231	\$14,671	\$5,032	\$18,894	\$30,933	\$227,864	\$160,573	\$416,294
34	38710 Other Equipment	\$0	\$0	\$0	\$0	\$0	\$0	\$0	\$0	\$0	\$0	\$0	\$0	\$0
35	38720 Other Equip, Odorization	\$0	\$0	\$0	\$0	\$0	\$0	\$0	\$0	\$0	\$0	\$0	\$0	\$0
36	38741 Other Equip, Telephone	\$0	\$0	\$0	\$0	\$0	\$0	\$0	\$0	\$0	\$0	\$0	\$0	\$0
37	38742 Other Equip, Radio	\$0	\$0	\$0	\$0	\$0	\$0	\$0	\$0	\$0	\$0	\$0	\$0	\$0
38	38744 Other Equip, Oth Communicatn	\$0	\$0	\$0	\$0	\$0	\$0	\$0	\$0	\$0	\$0	\$0	\$0	\$0
39	38745 Other Equip, Telemetering	\$31,028	\$9,814	\$48,565	\$50,725	\$144,123	\$65,891	\$1,851	\$113,794	\$41,939	\$273,742	\$145,654	\$235,005	\$1,162,132
40	38746 Other Equip, Customr Info Srv	\$0	\$0	\$0	\$0	\$0	\$0	\$0	\$0	\$0	\$0	\$0	\$0	\$0
41	38910 Land	\$0	\$0	\$0	\$0	\$0	\$0	\$0	\$0	\$0	\$0	\$0	\$0	\$0
42	39021 Str, Gen Off, Impv Leased Prp	\$0	\$0	\$0	\$0	\$0	\$0	\$0	\$0	\$0	\$0	\$0	\$0	\$0
43	39071 Str, Arena Off, Impv Leas Prp	\$0	\$0	\$0	\$0	\$0	\$0	\$0	\$0	\$0	\$0	\$0	\$0	\$0
44	39110 OF&E, Unspecified	\$0	\$0	\$0	\$0	\$0	\$0	\$0	\$0	\$110,474	\$0	\$84,710	\$447	\$195,632
45	39111 OF&E, Data Handling Equip	\$0	\$0	\$0	\$0	\$0	\$0	\$0	\$0	\$0	\$0	\$0	\$0	\$0
46	39112 OF&E, Information Systems	\$1,284,128	\$0	(\$8,967)	\$1,750	(\$915)	\$0	\$0	\$0	\$0	\$0	\$1,701	\$0	\$1,277,697
47	39120 OF&E, Air-Conditioning Equip	\$0	\$0	\$0	\$0	\$0	\$0	\$0	\$0	\$0	\$0	\$0	\$0	\$0
48	39220 Trans Eq, Trailers > \$1,000	\$0	\$0	\$0	\$0	\$0	\$0	\$0	\$0	\$0	\$0	\$0	\$0	\$0
49	39221 Trans Eq, Trailers \$1000 or <	\$0	\$0	\$0	\$0	\$0	\$0	\$0	\$0	\$0	\$0	\$0	\$0	\$0
50	39300 Stores Equipment	\$0	\$0	\$0	\$0	\$0	\$0	\$0	\$0	\$0	\$0	\$0	\$0	\$0
51	39410 Tools, Garage & Service Eq	\$0	\$0	\$0	\$0	\$0	\$98,904	\$0	\$0	\$0	\$0	\$0	\$0	\$98,904
52	39411 Tools, CNG Equip, Stationary	\$0	\$0	\$0	\$0	\$0	\$0	\$0	\$0	\$0	\$0	\$0	\$0	\$0
53	39420 Tools, Shop Equipment	\$0	\$0	\$0	\$0	\$0	\$0	\$0	\$0	\$0	\$0	\$0	\$0	\$0
54	39430 Tools, Tools and Other	\$10,248	\$118,624	\$0	\$733,661	\$0	\$827,989	\$234,694	\$1,067,317	\$564,753	\$177,518	\$221,525	\$2,480,473	\$6,436,802
55	39500 Laboratory Equipment, Gas	\$0	\$0	\$0	\$0	\$0	\$0	\$0	\$0	\$0	\$0	\$0	\$0	\$0
56	39600 Power Operated Equipment	\$0	\$0	\$0	\$0	\$0	\$0	\$0	\$9,719	\$0	\$0	\$0	\$0	\$9,719
57	39800 Miscellaneous Equipment	\$0	\$0	\$0	\$0	\$0	\$0	\$0	\$0	\$0	\$0	\$0	\$0	\$0
58	TOTAL 2021 Additions by Month	\$12,847,607	\$12,220,684	\$11,299,406	\$21,758,766	\$12,900,972	\$18,463,038	\$16,232,812	\$18,927,652	\$20,137,744	\$22,507,535	\$27,837,654	\$58,320,076	\$253,453,945

**Columbia Gas of Ohio, Inc.
Capital Expenditures Program
Case No. 22-0621-GA-RDR
Plant Additions by Month**

Data: 2021 - 12 Months Actual 0 Month Estimate

Schedule CEP-2
Page 3 of 4

Line No.	Cumulative															
	2020															
	Calendar Year 2021															
	Cumulative Additions by Month	Plant Additions	January	February	March	April	May	June	July	August	September	October	November	December		
1	30220 Franchises/Consent, Limited	\$0	\$0	\$0	\$0	\$0	\$0	\$0	\$0	\$0	\$0	\$0	\$0	\$0	\$0	
2	30300 Intangible Pll, General	\$0	\$0	\$0	\$0	\$0	\$0	\$0	\$0	\$0	\$0	\$0	\$0	\$0	\$0	
3	30330 Intangible Pll, Misc Software	\$8,422,012	\$236,807	\$2,853,930	\$3,196,409	\$10,622,746	\$10,825,856	\$14,582,947	\$18,028,196	\$20,899,325	\$21,116,471	\$21,279,186	\$25,422,210	\$32,326,757		
4	30399 Intangible Pll, Cloud Computing	\$3,219,467	\$0	\$346,592	\$363,218	\$846,159	\$849,680	\$2,903,521	\$5,328,889	\$5,428,443	\$6,989,379	\$8,944,028	\$9,068,978	\$9,806,193		
5	37420 Land, Other Distribution Sys	\$3,540	\$0	\$0	\$6,725	\$6,725	\$6,725	\$6,725	\$6,725	\$6,725	\$6,725	\$6,725	\$6,725	\$6,725		
6	37440 Land Rgts, Other Distr Sys	\$226,327	\$1,411	\$1,411	\$1,411	\$1,411	\$1,411	\$1,411	\$1,411	\$34,858	\$44,819	\$44,819	\$44,953	\$53,265		
7	37450 Rights of Way	\$0	\$0	\$0	\$0	\$0	\$0	\$0	\$0	\$0	\$0	\$0	\$0	\$0		
8	37520 Str, City Gate Mea & Reg	\$2,503	\$0	\$0	\$0	\$0	\$0	\$0	\$0	\$0	\$0	\$0	\$0	\$0		
9	37530 Str, General Mea & Reg	\$0	\$0	\$0	\$0	\$0	\$0	\$0	\$0	\$0	\$0	\$0	\$0	\$0		
10	37540 Str, Regulating	\$311,047	\$1,030	\$32,334	\$35,864	\$35,864	\$49,976	\$53,019	\$53,019	\$124,500	\$149,796	\$162,474	\$200,801	\$364,320		
11	37550 Str, Main Line Industrial M&R	\$0	\$0	\$0	\$0	\$0	\$0	\$0	\$0	\$0	\$0	\$0	\$0	\$0		
12	37560 Str, Distribtn Industrial M&R	\$0	\$0	\$0	\$0	\$0	\$0	\$0	\$0	\$0	\$0	\$0	\$0	\$0		
13	37570 Str, Other Distribution Sys	\$99,713	\$0	\$0	\$0	\$0	\$0	\$0	\$0	\$1,038	\$8,897	\$10,463	\$1,269,169	\$1,436,630		
14	37571 Str, Other Dist Sys, Leased	\$145,253	\$129	\$18,032	\$18,032	\$18,032	\$113	\$113	\$12,988	\$12,988	\$60,630	\$414,688	\$414,677	\$778,068		
15	37600 Mains	\$46,217,304	\$3,659,028	\$6,138,379	\$9,815,437	\$15,786,873	\$19,992,223	\$24,901,648	\$28,228,826	\$32,314,426	\$38,801,854	\$44,253,667	\$49,971,407	\$59,130,675		
16	37625 Mains Replacement	\$2,677,024	\$69,084	\$70,549	\$82,899	\$85,569	\$86,032	\$364,049	\$490,968	\$568,477	\$609,756	\$824,656	\$811,234	\$24,270,910		
17	37810 Mea & Reg Sta Eq, General	\$0	\$0	\$0	\$0	\$0	\$0	\$0	\$0	\$0	\$0	\$0	\$0	\$0		
18	37820 Mea & Reg Sta Eq, Regulating	\$16,047,272	\$1,663,540	\$3,480,055	\$5,390,708	\$6,867,368	\$10,236,254	\$10,016,214	\$11,320,155	\$15,678,846	\$18,973,388	\$23,022,891	\$27,746,046	\$29,731,560		
19	37821 Mea & Reg Sta Eq, Reg FMV	\$0	\$0	\$0	\$0	\$0	\$0	\$0	\$0	\$0	\$0	\$0	\$0	\$0		
20	37830 Mea & Reg Sta Eq, Local Gas	\$0	\$0	\$0	\$0	\$0	\$0	\$0	\$0	\$0	\$0	\$0	\$0	\$0		
21	37910 Mea & Reg Sta Eq, City Gate	\$2,068,157	\$31,938	\$268,651	\$291,254	\$300,514	\$328,208	\$327,864	\$425,306	\$539,029	\$635,246	\$711,722	\$788,739	\$804,882		
22	37911 Mea & Reg Sta Eq, Exch Gas	\$0	\$0	\$0	\$0	\$0	\$0	\$0	\$0	\$0	\$0	\$0	\$0	\$0		
23	37920 Mea & Reg Sta Eq, Main Line	\$0	\$0	\$0	\$0	\$0	\$0	\$0	\$0	\$0	\$0	\$0	\$0	\$0		
24	38000 Services	\$64,304,177	\$5,511,215	\$9,627,508	\$14,796,067	\$19,758,668	\$24,590,910	\$29,596,828	\$34,572,468	\$40,427,360	\$46,668,216	\$55,461,470	\$62,876,646	\$71,734,697		
25	38012 Riser Replacements	\$2,373	\$0	\$0	\$0	\$0	\$16,291	\$43,686	\$48,319	\$48,343	\$48,343	\$48,343	\$48,343	\$48,805		
26	38013 Services Replaced aff Risers	\$18,718,202	\$0	\$0	\$0	\$0	\$0	\$0	\$0	\$0	\$0	\$1,268,250	\$3,804,230	\$6,423,859		
27	38025 Services Replaced aff Mains	\$0	\$0	\$0	\$0	\$0	\$0	\$0	\$0	\$0	\$0	\$0	\$0	\$0		
28	38100 Meters	\$3,855,785	\$119,049	\$340,931	\$358,655	\$850,911	\$850,883	\$2,400,498	\$2,509,722	\$2,509,722	\$3,299,749	\$3,647,657	\$4,373,946	\$4,803,854		
29	38110 Auto Meter Reading Devices	\$227,511	\$0	\$5,833	\$5,833	\$5,833	\$5,833	\$5,833	\$5,833	\$5,833	\$334,805	\$334,805	\$334,805	\$334,805		
30	38200 Meter Installations	\$1,516,261	\$0	\$0	\$0	\$0	\$0	\$0	\$0	\$0	\$45,952	(\$834,710)	(\$778,555)	\$1,017,157		
31	38300 House Regulators	\$733,798	\$223,949	\$425,191	\$580,966	\$709,411	\$812,159	\$912,221	\$1,067,348	\$1,230,049	\$1,437,618	\$1,655,852	\$2,008,832	\$783,602		
32	38400 House Regulator Installation	\$0	\$0	\$0	\$0	\$0	\$0	\$0	\$0	\$0	\$0	\$0	\$0	\$0		
33	38500 Industrial Mea & Reg Sta Eq	\$308,398	\$5,021	\$5,050	(\$69,223)	(\$49,199)	(\$47,904)	(\$41,674)	(\$27,002)	(\$21,970)	(\$3,076)	\$27,857	\$255,721	\$416,294		
34	38710 Other Equipment	\$0	\$0	\$0	\$0	\$0	\$0	\$0	\$0	\$0	\$0	\$0	\$0	\$0		
35	38720 Other Equip, Odorization	\$0	\$0	\$0	\$0	\$0	\$0	\$0	\$0	\$0	\$0	\$0	\$0	\$0		
36	38741 Other Equip, Telephone	\$0	\$0	\$0	\$0	\$0	\$0	\$0	\$0	\$0	\$0	\$0	\$0	\$0		
37	38742 Other Equip, Radio	\$0	\$0	\$0	\$0	\$0	\$0	\$0	\$0	\$0	\$0	\$0	\$0	\$0		
38	38744 Other Equip, Oth Communicatn	\$18,753	\$0	\$0	\$0	\$0	\$0	\$0	\$0	\$0	\$0	\$0	\$0	\$0		
39	38745 Other Equip, Telemetering	\$3,027,144	\$31,028	\$40,843	\$89,407	\$140,132	\$284,255	\$350,147	\$351,998	\$465,792	\$507,731	\$781,473	\$927,127	\$1,162,132		
40	38746 Other Equip, Customr Info Srv	\$0	\$0	\$0	\$0	\$0	\$0	\$0	\$0	\$0	\$0	\$0	\$0	\$0		
41	38910 Land	\$0	\$0	\$0	\$0	\$0	\$0	\$0	\$0	\$0	\$0	\$0	\$0	\$0		
42	39021 Str, Gen Off, Impv Leased Prp	\$0	\$0	\$0	\$0	\$0	\$0	\$0	\$0	\$0	\$0	\$0	\$0	\$0		
43	39071 Str, Arena Off, Impv Leas Prp	\$0	\$0	\$0	\$0	\$0	\$0	\$0	\$0	\$0	\$0	\$0	\$0	\$0		
44	39110 OF&E, Unspecified	\$528	\$0	\$0	\$0	\$0	\$0	\$0	\$0	\$0	\$110,474	\$110,474	\$195,184	\$195,632		
45	39111 OF&E, Data Handling Equip	\$0	\$0	\$0	\$0	\$0	\$0	\$0	\$0	\$0	\$0	\$0	\$0	\$0		
46	39112 OF&E, Information Systems	\$187,706	\$1,284,128	\$1,284,128	\$1,275,161	\$1,276,911	\$1,275,996	\$1,275,996	\$1,275,996	\$1,275,996	\$1,275,996	\$1,275,996	\$1,277,697	\$1,277,697		
47	39120 OF&E, Air-Conditioning Equip	\$0	\$0	\$0	\$0	\$0	\$0	\$0	\$0	\$0	\$0	\$0	\$0	\$0		
48	39220 Trans Eq, Trailers > \$1,000	\$0	\$0	\$0	\$0	\$0	\$0	\$0	\$0	\$0	\$0	\$0	\$0	\$0		
49	39221 Trans Eq, Trailers \$1000 or <	\$0	\$0	\$0	\$0	\$0	\$0	\$0	\$0	\$0	\$0	\$0	\$0	\$0		
50	39300 Stores Equipment	\$0	\$0	\$0	\$0	\$0	\$0	\$0	\$0	\$0	\$0	\$0	\$0	\$0		
51	39410 Tools, Garage & Service Eq	\$26,029	\$0	\$0	\$0	\$0	\$0	\$98,904	\$98,904	\$98,904	\$98,904	\$98,904	\$98,904	\$98,904		
52	39411 Tools, CNG Equip, Stationary	\$0	\$0	\$0	\$0	\$0	\$0	\$0	\$0	\$0	\$0	\$0	\$0	\$0		
53	39420 Tools, Shop Equipment	\$0	\$0	\$0	\$0	\$0	\$0	\$0	\$0	\$0	\$0	\$0	\$0	\$0		
54	39430 Tools, Tools and Other	\$4,810,584	\$10,248	\$128,872	\$128,872	\$862,534	\$862,534	\$1,690,522	\$1,925,216	\$2,992,533	\$3,557,286	\$3,734,805	\$3,956,329	\$6,436,802		
55	39500 Laboratory Equipment, Gas	\$0	\$0	\$0	\$0	\$0	\$0	\$0	\$0	\$0	\$0	\$0	\$0	\$0		
56	39600 Power Operated Equipment	\$0	\$0	\$0	\$0	\$0	\$0	\$0	\$0	\$9,719	\$9,719	\$9,719	\$9,719	\$9,719		
57	39800 Miscellaneous Equipment	(\$181)	\$0	\$0	\$0	\$0	\$0	\$0	\$0	\$0	\$0	\$0	\$0	\$0		
58	TOTAL 2021 Cumulative Plant Additions	\$177,176,687	\$12,847,607	\$25,068,291	\$36,367,696	\$58,126,463	\$71,027,434	\$89,490,473	\$105,723,285	\$124,650,937	\$144,788,680	\$167,296,215	\$195,133,869	\$ 253,453,944		

Columbia Gas of Ohio, Inc.
Capital Expenditures Program
Case No. 22-0621-GA-RDR
Plant Additions by Month

Data: 2021 - 12 Months Actual 0 Month Estimate

Schedule CEP-2
Page 4 of 4

Line No.		2021											
		January	February	March	April	May	June	July	August	September	October	November	December
1	30220 Franchises/Consent, Limited	\$0	\$0	\$0	\$0	\$0	\$0	\$0	\$0	\$0	\$0	\$0	\$0
2	30300 Intangible Plt, General	\$1,578,972	\$1,578,972	\$1,578,972	\$1,578,972	\$1,578,972	\$1,578,972	\$1,578,972	\$1,578,972	\$1,578,972	\$1,578,972	\$1,578,972	\$1,578,972
3	30330 Intangible Plt, Misc Software	\$76,980,779	\$79,597,902	\$79,940,381	\$87,366,718	\$87,569,829	\$91,326,920	\$94,772,168	\$97,643,297	\$97,860,443	\$98,023,158	\$102,166,182	\$109,070,729
4	30399 Intangible Plt, Cloud Computing	\$3,219,467	\$3,566,059	\$3,582,685	\$4,065,626	\$4,069,147	\$6,122,988	\$8,548,355	\$8,647,910	\$10,208,846	\$12,163,495	\$12,288,445	\$13,025,659
5	37420 Land, Other Distribution Sys	\$4,855	\$4,855	\$11,581	\$11,581	\$11,581	\$11,581	\$11,581	\$11,581	\$11,581	\$11,581	\$11,581	\$11,581
6	37440 Land Rgts, Other Distr Sys	\$2,233,103	\$2,233,103	\$2,233,103	\$2,233,103	\$2,233,102	\$2,233,102	\$2,233,102	\$2,266,549	\$2,276,510	\$2,276,510	\$2,276,645	\$2,284,956
7	37450 Rights of Way	\$29,593	\$29,593	\$29,593	\$29,593	\$29,593	\$29,593	\$29,593	\$29,593	\$29,593	\$29,593	\$29,593	\$29,593
8	37520 Str, City Gate Mea & Reg	\$542,774	\$542,774	\$542,774	\$542,774	\$542,774	\$542,774	\$542,774	\$542,774	\$542,774	\$542,774	\$542,774	\$542,774
9	37530 Str, General Mea & Reg	\$0	\$0	\$0	\$0	\$0	\$0	\$0	\$0	\$0	\$0	\$0	\$0
10	37540 Str, Regulating	\$6,196,210	\$6,227,514	\$6,231,043	\$6,231,043	\$6,245,155	\$6,248,199	\$6,248,199	\$6,319,680	\$6,344,976	\$6,357,653	\$6,395,980	\$6,559,500
11	37550 Str, Main Line Industrial M&R	\$222,454	\$222,454	\$222,454	\$222,454	\$222,454	\$222,454	\$222,454	\$222,454	\$222,454	\$222,454	\$222,454	\$222,454
12	37560 Str, Distribtn Industrial M&R	\$0	\$0	\$0	\$0	\$0	\$0	\$0	\$0	\$0	\$0	\$0	\$0
13	37570 Str, Other Distribution Sys	\$4,304,068	\$4,304,068	\$4,304,068	\$4,304,068	\$4,304,068	\$4,304,068	\$4,304,068	\$4,305,106	\$4,312,965	\$4,314,531	\$5,573,237	\$5,740,698
14	37571 Str, Other Dist Sys, Leased	\$8,866,300	\$8,884,203	\$8,884,203	\$8,884,203	\$8,866,284	\$8,866,284	\$8,879,159	\$8,879,159	\$8,926,800	\$9,280,859	\$9,280,848	\$9,644,239
15	37600 Mains	\$351,714,089	\$354,193,440	\$357,870,498	\$363,841,934	\$368,047,284	\$372,956,709	\$376,281,887	\$380,369,487	\$386,856,915	\$392,308,728	\$398,026,468	\$407,185,736
16	37625 Mains Replacement	\$1,339,617	\$1,341,082	\$1,353,431	\$1,356,102	\$1,356,564	\$1,634,581	\$1,761,500	\$1,839,010	\$1,880,289	\$2,095,189	\$2,081,767	\$25,541,443
17	37810 Mea & Reg Sta Eq, General	\$3,508,763	\$3,508,763	\$3,508,763	\$3,508,763	\$3,508,763	\$3,508,763	\$3,508,763	\$3,508,763	\$3,508,763	\$3,508,763	\$3,508,763	\$3,508,763
18	37820 Mea & Reg Sta Eq, Regulating	\$89,436,980	\$91,253,495	\$93,164,148	\$94,640,807	\$98,009,694	\$97,789,653	\$99,093,595	\$103,452,286	\$106,746,827	\$110,796,331	\$115,519,486	\$117,504,999
19	37821 Mea & Reg Sta Eq, Reg FMV	(\$1,813,753)	(\$1,813,753)	(\$1,813,753)	(\$1,813,753)	(\$1,813,753)	(\$1,813,753)	(\$1,813,753)	(\$1,813,753)	(\$1,813,753)	(\$1,813,753)	(\$1,813,753)	(\$1,813,753)
20	37830 Mea & Reg Sta Eq, Local Gas	(\$4)	(\$4)	(\$4)	(\$4)	(\$4)	(\$4)	(\$4)	(\$4)	(\$4)	(\$4)	(\$4)	(\$4)
21	37910 Mea & Reg Sta Eq, City Gate	\$14,700,764	\$14,937,477	\$14,960,080	\$14,969,340	\$14,997,033	\$14,996,690	\$15,094,132	\$15,207,855	\$15,304,072	\$15,380,547	\$15,457,565	\$15,473,708
22	37911 Mea & Reg Sta Eq, Exch Gas	(\$79,907)	(\$79,907)	(\$79,907)	(\$79,907)	(\$79,907)	(\$79,907)	(\$79,907)	(\$79,907)	(\$79,907)	(\$79,907)	(\$79,907)	(\$79,907)
23	37920 Mea & Reg Sta Eq, Main Line	\$771,894	\$771,894	\$771,894	\$771,894	\$771,894	\$771,894	\$771,894	\$771,894	\$771,894	\$771,894	\$771,894	\$771,894
24	38000 Services	\$429,650,268	\$433,766,561	\$438,935,120	\$443,897,721	\$448,729,964	\$453,735,882	\$458,711,521	\$464,566,413	\$470,807,269	\$479,600,523	\$487,015,699	\$495,873,751
25	38012 Riser Replacements	\$146,794	\$146,794	\$146,794	\$146,794	\$146,794	\$146,794	\$146,794	\$146,794	\$146,794	\$146,794	\$146,794	\$146,794
26	38013 Services Replaced aff Risers	\$17,839,348	\$17,839,348	\$17,839,348	\$17,839,348	\$17,839,348	\$17,839,348	\$17,839,348	\$17,839,348	\$17,839,348	\$17,839,348	\$17,839,348	\$17,839,348
27	38025 Services Replaced aff Mains	\$1,415,932	\$1,415,932	\$1,415,932	\$1,415,932	\$1,415,932	\$1,415,932	\$1,415,932	\$1,415,932	\$1,415,932	\$1,415,932	\$1,415,932	\$1,415,932
28	38100 Meters	\$33,619,833	\$33,841,715	\$33,859,439	\$34,351,695	\$34,351,667	\$35,901,282	\$36,010,506	\$36,010,506	\$36,800,533	\$37,148,441	\$37,874,730	\$38,304,638
29	38110 Auto Meter Reading Devices	\$4,782,248	\$4,788,081	\$4,788,081	\$4,788,081	\$4,788,081	\$4,788,081	\$4,788,081	\$4,788,081	\$5,117,053	\$5,117,053	\$5,117,053	\$5,117,053
30	38200 Meter Installations	\$3,203,449	\$3,203,449	\$3,203,449	\$3,203,449	\$3,203,449	\$3,203,449	\$3,203,449	\$3,203,449	\$3,249,401	\$2,368,739	\$2,424,894	\$4,220,606
31	38300 House Regulators	\$15,884,482	\$16,085,724	\$16,241,499	\$16,369,944	\$16,472,691	\$16,572,753	\$16,727,881	\$16,890,581	\$17,098,151	\$17,316,384	\$17,669,365	\$18,444,135
32	38400 House Regulator Installation	\$0	\$0	\$0	\$0	\$0	\$0	\$0	\$0	\$0	\$0	\$0	\$0
33	38500 Industrial Mea & Reg Sta Eq	\$6,176,713	\$6,176,742	\$6,102,469	\$6,122,493	\$6,123,788	\$6,130,019	\$6,144,690	\$6,149,722	\$6,168,616	\$6,199,549	\$6,427,413	\$6,587,987
34	38710 Other Equipment	\$12,514	\$12,514	\$12,514	\$12,514	\$12,514	\$12,514	\$12,514	\$12,514	\$12,514	\$12,514	\$12,514	\$12,514
35	38720 Other Equip, Odorization	\$85	\$85	\$85	\$85	\$85	\$85	\$85	\$85	\$85	\$85	\$85	\$85
36	38741 Other Equip, Telephone	\$129,594	\$129,594	\$129,594	\$129,594	\$129,594	\$129,594	\$129,594	\$129,594	\$129,594	\$129,594	\$129,594	\$129,594
37	38742 Other Equip, Radio	\$91,464	\$91,464	\$91,464	\$91,464	\$91,464	\$91,464	\$91,464	\$91,464	\$91,464	\$91,464	\$91,464	\$91,464
38	38744 Other Equip, Oth Communicatn	\$86,507	\$86,507	\$86,507	\$86,507	\$86,507	\$86,507	\$86,507	\$86,507	\$86,507	\$86,507	\$86,507	\$86,507
39	38745 Other Equip, Telemetering	\$14,179,002	\$14,188,816	\$14,237,381	\$14,288,106	\$14,432,229	\$14,498,120	\$14,499,971	\$14,613,765	\$14,655,705	\$14,929,446	\$15,075,100	\$15,310,105
40	38746 Other Equip, Customr Info Srv	\$0	\$0	\$0	\$0	\$0	\$0	\$0	\$0	\$0	\$0	\$0	\$0
41	38910 Land	\$0	\$0	\$0	\$0	\$0	\$0	\$0	\$0	\$0	\$0	\$0	\$0
42	39021 Str, Gen Off, Impv Leased Prp	\$909,973	\$909,973	\$909,973	\$909,973	\$909,973	\$909,973	\$909,973	\$909,973	\$909,973	\$909,973	\$909,973	\$909,973
43	39071 Str, Arena Off, Impv Leas Prp	\$15,144,126	\$15,144,126	\$15,144,126	\$15,144,126	\$15,144,126	\$15,144,126	\$15,144,126	\$15,144,126	\$15,144,126	\$15,144,126	\$15,144,126	\$15,144,126
44	39110 OF&E, Unspecified	\$16,373,283	\$16,373,283	\$16,373,283	\$16,373,283	\$16,373,283	\$16,373,283	\$16,373,283	\$16,373,283	\$16,483,757	\$16,483,757	\$16,568,467	\$16,568,914
45	39111 OF&E, Data Handling Equip	\$1,587,406	\$1,587,406	\$1,587,406	\$1,587,406	\$1,587,406	\$1,587,406	\$1,587,406	\$1,587,406	\$1,587,406	\$1,587,406	\$1,587,406	\$1,587,406
46	39112 OF&E, Information Systems	\$10,061,712	\$10,061,712	\$10,052,745	\$10,054,495	\$10,053,580	\$10,053,580	\$10,053,580	\$10,053,580	\$10,053,580	\$10,053,580	\$10,055,281	\$10,055,281
47	39120 OF&E, Air-Conditioning Equip	\$0	\$0	\$0	\$0	\$0	\$0	\$0	\$0	\$0	\$0	\$0	\$0
48	39220 Trans Eq, Trailers > \$1,000	\$58,508	\$58,508	\$58,508	\$58,508	\$58,508	\$58,508	\$58,508	\$58,508	\$58,508	\$58,508	\$58,508	\$58,508
49	39221 Trans Eq, Trailers \$1000 or <	\$0	\$0	\$0	\$0	\$0	\$0	\$0	\$0	\$0	\$0	\$0	\$0
50	39300 Stores Equipment	\$0	\$0	\$0	\$0	\$0	\$0	\$0	\$0	\$0	\$0	\$0	\$0
51	39410 Tools, Garage & Service Eq	\$26,029	\$26,029	\$26,029	\$26,029	\$26,029	\$124,933	\$124,933	\$124,933	\$124,933	\$124,933	\$124,933	\$124,933
52	39411 Tools, CNG Equip, Stationary	\$0	\$0	\$0	\$0	\$0	\$0	\$0	\$0	\$0	\$0	\$0	\$0
53	39420 Tools, Shop Equipment	\$9,234	\$9,234	\$9,234	\$9,234	\$9,234	\$9,234	\$9,234	\$9,234	\$9,234	\$9,234	\$9,234	\$9,234
54	39430 Tools, Tools and Other	\$21,305,028	\$21,423,653	\$21,423,653	\$22,157,314	\$22,157,314	\$22,985,302	\$23,219,997	\$24,287,313	\$24,852,067	\$25,029,585	\$25,251,109	\$27,731,582
55	39500 Laboratory Equipment, Gas	\$0	\$0	\$0	\$0	\$0	\$0	\$0	\$0	\$0	\$0	\$0	\$0
56	39600 Power Operated Equipment	\$187,233	\$187,233	\$187,233	\$187,233	\$187,233	\$187,233	\$187,233	\$196,952	\$196,952	\$196,952	\$196,952	\$196,952
57	39800 Miscellaneous Equipment	\$58,491	\$58,491	\$58,491	\$58,491	\$58,491	\$58,491	\$58,491	\$58,491	\$58,491	\$58,491	\$58,491	\$58,491
58	TOTAL Cumulative Plant Additions	\$1,156,696,271	\$1,168,916,955	\$1,180,216,360	\$1,201,975,127	\$1,214,876,099	\$1,233,339,137	\$1,249,571,949	\$1,268,499,601	\$1,288,637,344	\$1,311,144,879	\$1,338,982,533	\$1,397,302,609

Columbia Gas of Ohio, Inc.
Capital Expenditures Program
Case No. 22-0621-GA-RDR
Original Cost Retired By Month

Data: 2021 - 12 Months Actual 0 Month Estimate

Schedule CEP-3
Page 1 of 4

Line No.	Description	2011	2012	2013	2014	2015	2016	2017	2018	2019	2020	2021	Total
1	CEP Retirements	(\$5,712,212)	(\$11,588,999)	(\$19,539,073)	(\$24,183,682)	(\$13,396,605)	(\$17,210,928)	(\$19,747,892)	(\$16,117,383)	(\$23,322,006)	(\$18,623,775)	(\$21,737,837)	(\$191,180,392)
December 31, 2020													
Cumulative Retirements by Month		January	February	March	April	May	June	July	August	September	October	November	December
2	30220 Franchises/Consent, Limited	(\$68)	(\$68)	(\$68)	(\$68)	(\$68)	(\$68)	(\$68)	(\$68)	(\$68)	(\$68)	(\$68)	(\$68)
3	30300 Intangible Ptt, General	(\$1,370,399)	(\$1,370,399)	(\$1,370,399)	(\$1,370,399)	(\$1,370,399)	(\$1,370,399)	(\$1,370,399)	(\$1,370,399)	(\$1,370,399)	(\$1,370,399)	(\$1,370,399)	(\$1,370,399)
4	30330 Intangible Ptt, Misc Software	(\$32,948,772)	(\$32,948,772)	(\$32,952,164)	(\$33,212,938)	(\$33,470,119)	(\$34,128,856)	(\$34,128,856)	(\$34,288,354)	(\$34,288,354)	(\$34,652,041)	(\$35,778,428)	(\$36,438,440)
5	30399 Intangible Ptt, Cloud Computing	\$0	\$0	\$0	\$0	\$0	\$0	\$0	\$0	\$0	\$0	\$0	\$0
6	37420 Land, Other Distribution Sys	(\$44,842)	(\$44,842)	(\$44,851)	(\$44,851)	(\$44,851)	(\$44,851)	(\$44,851)	(\$44,851)	(\$44,851)	(\$44,851)	(\$44,851)	(\$44,851)
7	37440 Land Rgts, Other Distr Sys	(\$54,995)	(\$55,235)	(\$55,236)	(\$55,238)	(\$55,238)	(\$55,238)	(\$55,238)	(\$55,238)	(\$55,238)	(\$58,305)	(\$58,305)	(\$58,305)
8	37450 Rights of Way	\$0	\$0	\$0	\$0	\$0	\$0	\$0	\$0	\$0	\$0	\$0	\$0
9	37520 Str, City Gate Mea & Reg	(\$35,164)	(\$35,164)	(\$36,840)	(\$36,840)	(\$36,840)	(\$36,840)	(\$42,219)	(\$42,219)	(\$42,219)	(\$42,781)	(\$42,781)	(\$42,781)
10	37530 Str, General Mea & Reg	\$0	\$0	\$0	\$0	\$0	\$0	\$0	\$0	\$0	\$0	\$0	\$0
11	37540 Str, Regulating	(\$533,053)	(\$537,021)	(\$547,657)	(\$547,657)	(\$554,238)	(\$555,778)	(\$555,778)	(\$559,070)	(\$559,070)	(\$559,674)	(\$562,166)	(\$567,393)
12	37550 Str, Main Line Industrial M&R	\$0	\$0	\$0	\$0	\$0	\$0	\$0	\$0	\$0	\$0	\$0	\$0
13	37560 Str, Distribtn Industrial M&R	(\$149)	(\$149)	(\$149)	(\$149)	(\$1,729)	(\$1,729)	(\$1,729)	(\$1,729)	(\$1,729)	(\$1,729)	(\$1,729)	(\$1,729)
14	37570 Str, Other Distribution Sys	(\$2,000,680)	(\$2,030,788)	(\$2,030,788)	(\$2,030,788)	(\$2,030,788)	(\$2,030,788)	(\$2,030,788)	(\$2,030,788)	(\$2,030,788)	(\$2,030,788)	(\$2,030,788)	(\$2,030,788)
15	37571 Str, Other Dist Sys, Leased	(\$948,915)	(\$948,915)	(\$948,915)	(\$948,915)	(\$948,915)	(\$948,915)	(\$948,915)	(\$948,915)	(\$948,915)	(\$948,915)	(\$948,915)	(\$948,915)
16	37600 Mains	(\$30,659,766)	(\$30,741,030)	(\$31,137,014)	(\$31,280,384)	(\$31,348,101)	(\$31,439,107)	(\$31,553,722)	(\$31,860,180)	(\$32,086,724)	(\$32,335,309)	(\$32,531,121)	(\$33,161,087)
17	37625 Mains Replacement	\$3,251,100	\$3,250,695	\$3,250,511	\$3,229,432	\$3,227,955	\$3,227,955	\$3,064,356	\$3,062,632	\$3,061,170	\$3,061,170	\$3,022,086	\$2,993,547
18	37810 Mea & Reg Sta Eq, General	\$186,576	\$186,576	\$186,576	\$186,576	\$186,576	\$186,576	\$186,576	\$186,576	\$186,576	\$185,574	\$185,574	\$182,710
19	37820 Mea & Reg Sta Eq, Regulating	(\$3,950,810)	(\$3,970,294)	(\$3,977,263)	(\$4,000,425)	(\$4,012,169)	(\$4,019,160)	(\$4,070,509)	(\$4,089,956)	(\$4,131,234)	(\$4,298,524)	(\$4,282,619)	(\$4,374,628)
20	37821 Mea & Reg Sta Eq, Reg FMV	\$0	\$0	\$0	\$0	\$0	\$0	\$0	\$0	\$0	\$0	\$0	\$0
21	37830 Mea & Reg Sta Eq, Local Gas	(\$54,325)	(\$54,325)	(\$54,325)	(\$54,325)	(\$54,325)	(\$54,325)	(\$54,325)	(\$54,325)	(\$54,325)	(\$54,325)	(\$54,325)	(\$54,325)
22	37910 Mea & Reg Sta Eq, City Gate	(\$595,975)	(\$607,434)	(\$610,587)	(\$610,660)	(\$613,910)	(\$615,412)	(\$619,321)	(\$626,806)	(\$642,763)	(\$655,129)	(\$659,969)	(\$691,969)
23	37911 Mea & Reg Sta Eq, Exch Gas	\$185,008	\$185,008	\$182,106	\$182,106	\$182,106	\$182,106	\$182,106	\$182,106	\$182,106	\$182,106	\$182,106	\$182,106
24	37920 Mea & Reg Sta Eq, Main Line	(\$204,383)	(\$204,383)	(\$204,383)	(\$204,383)	(\$204,383)	(\$204,383)	(\$204,762)	(\$204,762)	(\$204,762)	(\$204,762)	(\$204,762)	(\$204,762)
25	38000 Services	(\$36,882,898)	(\$37,114,276)	(\$37,750,715)	(\$37,928,341)	(\$38,562,267)	(\$38,583,860)	(\$38,905,700)	(\$39,581,877)	(\$39,617,094)	(\$40,224,078)	(\$40,304,185)	(\$41,082,145)
26	38012 Riser Replacements	\$0	\$0	\$0	\$0	\$0	\$0	\$0	\$0	\$0	\$0	\$0	\$0
27	38013 Services Replaced aff Risers	(\$37,813)	(\$37,813)	(\$37,813)	(\$37,813)	(\$37,813)	(\$37,813)	(\$37,813)	(\$37,813)	(\$37,813)	(\$37,813)	(\$37,813)	(\$37,813)
28	38025 Services Replaced aff Mains	\$8,921,905	\$8,921,905	\$8,921,905	\$8,921,905	\$8,921,905	\$8,921,905	\$8,921,905	\$8,921,905	\$8,921,905	\$8,921,905	\$8,921,905	\$8,919,699
29	38100 Meters	(\$10,203,906)	(\$10,211,684)	(\$10,361,149)	(\$10,497,471)	(\$10,602,482)	(\$10,696,318)	(\$10,789,063)	(\$10,891,040)	(\$11,010,224)	(\$11,086,383)	(\$11,156,541)	(\$11,224,932)
30	38110 Auto Meter Reading Devices	\$16,555	\$16,555	\$16,555	\$16,555	\$16,555	\$16,555	\$16,555	\$16,555	\$16,555	\$16,555	\$16,555	\$16,555
31	38200 Meter Installations	(\$5,143,410)	(\$5,144,953)	(\$5,145,173)	(\$5,691,725)	(\$5,691,792)	(\$5,691,792)	(\$5,713,780)	(\$5,721,744)	(\$5,721,744)	(\$5,722,674)	(\$5,723,320)	(\$5,795,388)
32	38300 House Regulators	(\$742,932)	(\$745,469)	(\$747,207)	(\$748,057)	(\$749,310)	(\$749,310)	(\$751,570)	(\$755,720)	(\$755,720)	(\$757,748)	(\$758,925)	(\$760,380)
33	38400 House Regulator Installation	(\$4,390,881)	(\$4,390,881)	(\$4,390,881)	(\$4,390,881)	(\$4,390,881)	(\$4,390,881)	(\$4,390,881)	(\$4,390,881)	(\$4,390,881)	(\$4,390,881)	(\$4,390,881)	(\$4,390,881)
34	38500 Industrial Mea & Reg Sta Eq	(\$1,922,733)	(\$1,925,622)	(\$1,974,823)	(\$1,999,106)	(\$2,015,571)	(\$2,020,695)	(\$2,027,580)	(\$2,027,609)	(\$2,044,967)	(\$2,026,377)	(\$2,047,817)	(\$2,084,761)
35	38710 Other Equipment	(\$870)	(\$870)	(\$870)	(\$870)	(\$1,038)	(\$1,038)	(\$1,038)	(\$1,038)	(\$1,038)	(\$1,038)	(\$1,038)	(\$1,038)
36	38720 Other Equip, Odorization	\$23,819	\$23,819	\$23,819	\$23,819	\$23,819	\$23,819	\$23,819	\$23,819	\$23,819	\$23,819	\$23,819	\$23,138
37	38741 Other Equip, Telephone	(\$16,290)	(\$16,290)	(\$16,290)	(\$16,290)	(\$16,290)	(\$16,290)	(\$16,290)	(\$16,290)	(\$16,290)	(\$16,290)	(\$16,290)	(\$16,290)
38	38742 Other Equip, Radio	(\$90,776)	(\$90,776)	(\$90,776)	(\$90,776)	(\$97,004)	(\$100,235)	(\$106,052)	(\$107,905)	(\$107,905)	(\$107,905)	(\$107,905)	(\$107,905)
39	38744 Other Equip, Oth Communicatn	(\$47,096)	(\$47,096)	(\$47,096)	(\$47,096)	(\$48,101)	(\$49,097)	(\$66,972)	(\$68,690)	(\$69,188)	(\$69,188)	(\$69,188)	(\$69,686)
40	38745 Other Equip, Telemetering	(\$258,848)	(\$258,848)	(\$317,547)	(\$391,467)	(\$401,560)	(\$401,560)	(\$401,560)	(\$405,015)	(\$415,518)	(\$445,734)	(\$445,734)	(\$464,411)
41	38746 Other Equip, Customr Info Srv	(\$1,963)	(\$1,963)	(\$1,963)	(\$1,963)	(\$1,963)	(\$1,963)	(\$11,770)	(\$11,770)	(\$11,770)	(\$11,770)	(\$11,770)	(\$11,770)
42	38910 Land	(\$1,267,705)	(\$1,267,705)	(\$1,267,705)	(\$1,267,705)	(\$1,267,705)	(\$1,267,705)	(\$1,267,705)	(\$1,267,705)	(\$1,267,705)	(\$1,267,705)	(\$1,267,705)	(\$1,267,705)
43	39021 Str, Gen Off, Impv Leased Prp	(\$9,141,291)	(\$9,141,291)	(\$9,141,291)	(\$9,141,291)	(\$9,141,291)	(\$9,141,291)	(\$9,141,291)	(\$9,141,291)	(\$9,141,291)	(\$9,141,291)	(\$9,141,291)	(\$9,141,291)
44	39071 Str, Arena Off, Impv Leas Prp	\$0	\$0	\$0	\$0	\$0	\$0	\$0	\$0	\$0	\$0	\$0	\$0
45	39110 OF&E, Unspecified	(\$5,724,400)	(\$5,742,105)	(\$5,746,649)	(\$5,746,649)	(\$5,746,649)	(\$5,746,649)	(\$5,759,517)	(\$5,759,517)	(\$5,759,517)	(\$5,759,517)	(\$5,782,408)	(\$5,786,899)
46	39111 OF&E, Data Handling Equip	(\$1,529,515)	(\$1,529,515)	(\$1,529,515)	(\$1,529,515)	(\$1,529,515)	(\$1,529,515)	(\$1,529,515)	(\$1,529,515)	(\$1,529,515)	(\$1,529,515)	(\$1,529,515)	(\$1,529,515)
47	39112 OF&E, Information Systems	(\$7,005,113)	(\$7,005,113)	(\$7,005,113)	(\$7,005,113)	(\$7,005,113)	(\$7,005,113)	(\$7,194,902)	(\$7,194,902)	(\$7,194,902)	(\$7,202,667)	(\$7,211,907)	(\$7,971,352)
48	39120 OF&E, Air-Conditioning Equip	(\$12,793)	(\$12,793)	(\$12,793)	(\$12,793)	(\$12,793)	(\$12,793)	(\$12,793)	(\$12,793)	(\$12,793)	(\$12,793)	(\$12,793)	(\$12,793)
49	39220 Trans Eq, Trailers > \$1,000	(\$671,599)	(\$671,599)	(\$671,599)	(\$671,599)	(\$671,599)	(\$671,599)	(\$671,599)	(\$671,599)	(\$671,599)	(\$671,599)	(\$671,599)	(\$671,599)
50	39221 Trans Eq, Trailers \$1000 or <	(\$5,814)	(\$5,814)	(\$5,814)	(\$5,814)	(\$5,814)	(\$5,814)	(\$5,814)	(\$5,814)	(\$5,814)	(\$5,814)	(\$5,814)	(\$5,814)
51	39300 Stores Equipment	(\$130,845)	(\$130,845)	(\$130,845)	(\$131,963)	(\$131,963)	(\$131,963)	(\$131,963)	(\$145,553)	(\$145,553)	(\$145,553)	(\$145,553)	(\$145,978)
52	39410 Tools, Garage & Service Eq	(\$363,910)	(\$363,910)	(\$363,910)	(\$363,910)	(\$363,910)	(\$363,910)	(\$373,414)	(\$373,414)	(\$373,414)	(\$383,006)	(\$383,006)	(\$384,082)
53	39411 Tools, CNG Equip, Stationary	(\$0)	(\$0)	(\$0)	(\$0)	(\$0)	(\$0)	(\$0)	(\$0)	(\$0)	(\$0)	(\$0)	(\$0)
54	39420 Tools, Shop Equipment	(\$165,936)	(\$165,936)	(\$165,936)	(\$165,936)	(\$165,936)	(\$165,936)	(\$255,730)	(\$255,730)	(\$255,730)	(\$255,730)	(\$255,730)	(\$255,730)
55	39430 Tools, Tools and Other	(\$3,965,809)	(\$3,965,809)	(\$3,965,809)	(\$3,965,809)	(\$3,970,672)	(\$3,970,672)	(\$4,324,814)	(\$4,332,563)	(\$4,332,563)	(\$4,605,547)	(\$4,619,645)	(\$4,752,639)
56	39500 Laboratory Equipment, Gas	(\$111,066)	(\$111,066)	(\$111,066)	(\$111,066)	(\$111,066)	(\$111,066)	(\$111,066)	(\$111,066)	(\$111,066)	(\$111,066)	(\$111,066)	(\$111,066)
57	39600 Power Operated Equipment	(\$2,659,932)	(\$2,659,932)	(\$2,659,932)	(\$2,659,932)	(\$2,659,932)	(\$2,659,932)	(\$2,659,932)	(\$2,659,932)	(\$2,659,932)	(\$2,659,932)	(\$2,659,932)	(\$2,659,932)
58	39800 Miscellaneous Equipment	(\$970,057)	(\$978,477)	(\$978,477)	(\$978,477)	(\$978,477)	(\$978,477)	(\$978,477)	(\$978,477)	(\$978,477)	(\$978,477)	(\$1,021,137)	(\$1,026,076)
59	TOTAL Cumulative Retirements	(\$154,282,530)	(\$154,702,709)	(\$156,027,923)	(\$157,437,053)	(\$158,565,664)	(\$159,449,254)	(\$160,920,853)	(\$162,233,843)	(\$162,693,372)	(\$164,482,194)	(\$166,104,847)	(\$169,442,555)

Columbia Gas of Ohio, Inc.
Capital Expenditures Program
Case No. 22-0621-GA-RDR
Original Cost Retired By Month

Data: 2021 - 12 Months Actual 0 Month Estimate

Schedule CEP-3

Page 2 of 4

Line No.	Retirements by Month	Calendar Year 2021												TOTAL
		January	February	March	April	May	June	July	August	September	October	November	December	
1	30220 Franchises/Consent, Limited	\$0	\$0	\$0	\$0	\$0	\$0	\$0	\$0	\$0	\$0	\$0	\$0	\$0
2	30300 Intangible Ptt, General	\$0	\$0	\$0	\$0	\$0	\$0	\$0	\$0	\$0	\$0	\$0	\$0	\$0
3	30330 Intangible Ptt, Misc Software	(\$751,781)	(\$359,046)	(\$405,597)	(\$560,022)	(\$2,886,171)	(\$269,478)	(\$56,469)	(\$547,544)	(\$24,254)	(\$1,144,620)	(\$283,537)	(\$617,031)	(\$7,905,548)
4	30399 Intangible Ptt, Cloud Computing	\$0	\$0	\$0	\$0	\$0	\$0	\$0	\$0	\$0	\$0	\$0	\$0	\$0
5	37420 Land, Other Distribution Sys	\$0	\$0	\$0	\$0	\$0	\$0	\$0	\$0	\$0	\$0	(\$5)	(\$2)	(\$7)
6	37440 Land Rgts, Other Distr Sys	\$0	\$0	(\$4)	(\$82)	\$0	\$0	\$0	\$0	\$0	\$0	(\$1)	\$0	(\$86)
7	37450 Rights of Way	\$0	\$0	\$0	\$0	\$0	\$0	\$0	\$0	\$0	\$0	\$0	\$0	\$0
8	37520 Str, City Gate Mea & Reg	\$0	\$0	\$0	\$0	\$0	\$0	\$0	\$0	(\$1,497)	(\$3,188)	\$0	\$0	(\$4,685)
9	37530 Str, General Mea & Reg	\$0	\$0	\$0	\$0	\$0	\$0	\$0	\$0	\$0	\$0	\$0	\$0	\$0
10	37540 Str, Regulating	(\$519)	(\$2,199)	(\$325)	(\$39)	(\$1,153)	(\$444)	(\$375)	(\$2,203)	(\$882)	\$0	(\$35,390)	(\$73,186)	(\$116,714)
11	37550 Str, Main Line Industrial M&R	\$0	\$0	\$0	\$0	\$0	\$0	\$0	\$0	\$0	\$0	\$0	\$0	\$0
12	37560 Str, Distribtn Industrial M&R	\$0	\$0	\$0	\$0	\$0	\$0	\$0	\$0	\$0	\$0	\$0	\$0	\$0
13	37570 Str, Other Distribution Sys	\$0	\$0	\$0	\$0	\$0	\$0	\$0	\$0	\$0	\$0	\$0	\$0	\$0
14	37571 Str, Other Dist Sys, Leased	\$0	\$0	\$0	\$0	\$0	\$0	\$0	\$0	\$0	\$0	\$0	\$0	\$0
15	37600 Mains	\$1,146	(\$268,314)	(\$314,510)	(\$392,125)	(\$19,390)	(\$127,611)	(\$417,683)	(\$252,470)	(\$903,011)	(\$258,017)	(\$148,344)	(\$1,200,834)	(\$4,301,163)
16	37625 Mains Replacement	(\$31,347)	\$0	\$0	(\$2,779)	\$0	\$0	(\$12,358)	(\$24,183)	(\$43,391)	(\$27,863)	(\$519)	(\$150,854)	(\$293,293)
17	37810 Mea & Reg Sta Eq, General	\$0	\$0	\$0	\$0	\$0	\$0	\$0	\$0	\$0	\$0	\$0	\$0	\$0
18	37820 Mea & Reg Sta Eq, Regulating	(\$54,066)	(\$97,966)	(\$105,972)	(\$92,867)	(\$130,618)	(\$54,165)	(\$35,186)	(\$72,443)	(\$258,518)	(\$321,108)	(\$104,510)	(\$461,086)	(\$1,788,524)
19	37821 Mea & Reg Sta Eq, Reg FMV	\$0	\$0	\$0	\$0	\$0	\$0	\$0	\$0	\$0	\$0	\$0	\$0	\$0
20	37830 Mea & Reg Sta Eq, Local Gas	\$0	\$0	(\$10,454)	\$0	(\$600)	\$0	(\$162)	(\$581)	(\$12,999)	(\$160)	\$50	(\$2,558)	(\$27,485)
21	37910 Mea & Reg Sta Eq, City Gate	(\$12,328)	(\$26,023)	(\$16,748)	(\$68,942)	(\$5,139)	(\$8,412)	(\$33,621)	(\$18,772)	(\$3,851)	(\$6,098)	(\$9,651)	(\$172,489)	(\$382,074)
22	37911 Mea & Reg Sta Eq, Exch Gas	\$0	\$0	\$0	\$0	\$0	\$0	\$0	\$0	\$0	\$0	\$0	\$0	\$0
23	37920 Mea & Reg Sta Eq, Main Line	\$0	\$0	\$0	(\$663)	\$0	\$0	(\$1,064)	(\$361)	(\$361)	(\$441)	(\$498)	(\$165,828)	(\$169,217)
24	38000 Services	(\$577,154)	(\$74,054)	(\$75,704)	(\$268,876)	(\$297,396)	(\$262,982)	(\$359,212)	(\$310,232)	(\$173,069)	\$788,292	(\$938,120)	(\$187,354)	(\$2,735,862)
25	38012 Riser Replacements	\$0	\$0	\$0	\$0	\$0	\$0	\$0	\$0	\$0	\$48,282	\$0	\$0	\$48,282
26	38013 Services Replaced aff Risers	\$0	\$0	\$0	\$0	\$0	\$0	\$0	\$0	\$0	\$96,162	\$0	\$0	\$96,162
27	38025 Services Replaced aff Mains	\$0	\$0	\$0	\$0	\$0	\$0	\$0	\$0	\$0	\$157,985	\$0	(\$28,983)	\$129,002
28	38100 Meters	(\$76,276)	\$0	(\$172,572)	(\$137,418)	(\$94,934)	(\$94,029)	(\$57,112)	(\$55,157)	(\$76,359)	(\$45,162)	(\$39,271)	(\$94,413)	(\$942,704)
29	38110 Auto Meter Reading Devices	\$0	\$0	\$0	\$0	\$0	\$0	\$0	\$0	\$0	\$0	\$0	\$0	\$0
30	38200 Meter Installations	(\$1,216)	(\$23)	\$0	(\$494,596)	(\$287)	(\$65,522)	(\$7,158)	(\$7,822)	(\$3,319)	(\$1,766)	(\$9,287)	\$0	(\$590,995)
31	38300 House Regulators	(\$1,061)	(\$840)	(\$830)	(\$1,399)	(\$1,130)	(\$1,520)	(\$1,174)	(\$955)	\$818	(\$1,881)	(\$11,695)	\$0	(\$21,665)
32	38400 House Regulator Installation	\$0	\$0	\$0	\$0	\$0	\$0	\$0	\$0	\$0	\$0	\$0	\$0	\$0
33	38500 Industrial Mea & Reg Sta Eq	(\$20,914)	(\$9,298)	(\$19,775)	(\$31,348)	(\$173)	(\$15,137)	(\$7,146)	(\$15,536)	(\$16,867)	(\$24,908)	(\$89,052)	(\$65,284)	(\$315,437)
34	38710 Other Equipment	\$0	\$0	\$0	\$0	\$0	\$0	\$0	\$0	\$0	\$0	\$0	\$0	\$0
35	38720 Other Equip, Odorization	\$0	\$0	\$0	\$0	\$0	\$0	\$0	\$0	\$0	\$0	\$0	\$0	\$0
36	38741 Other Equip, Telephone	\$0	\$0	\$0	\$0	\$0	\$0	\$0	\$0	\$0	\$0	\$0	\$0	\$0
37	38742 Other Equip, Radio	\$0	(\$649)	(\$5,356)	\$0	(\$8,800)	\$0	\$0	\$0	(\$462)	\$0	\$0	(\$608)	(\$15,874)
38	38744 Other Equip, Oth Communicatn	(\$498)	\$0	(\$997)	\$0	(\$997)	(\$997)	(\$5,346)	(\$542)	(\$533)	\$0	(\$7,666)	(\$19,260)	(\$36,836)
39	38745 Other Equip, Telemetering	(\$3,769)	\$0	(\$2,734)	(\$18,065)	(\$19,855)	(\$13,801)	(\$9,448)	(\$28,607)	(\$14,651)	(\$23,780)	(\$3,262)	(\$87,581)	(\$225,553)
40	38746 Other Equip, Customr Info Srv	\$0	\$0	\$0	\$0	\$0	\$0	(\$14,223)	\$0	\$0	\$0	\$0	\$0	(\$14,223)
41	38910 Land	\$0	\$0	\$0	\$0	\$0	\$0	\$0	\$0	\$0	\$0	\$0	\$0	\$0
42	39021 Str, Gen Off, Impv Leased Prp	\$0	\$0	\$0	\$0	\$0	\$0	\$0	\$0	\$0	\$0	\$0	\$0	\$0
43	39071 Str, Arena Off, Impv Leas Prp	\$0	\$0	\$0	\$0	\$0	\$0	\$0	\$0	\$0	\$0	\$0	\$0	\$0
44	39110 OF&E, Unspecified	(\$11,795)	\$0	\$0	(\$33,888)	\$0	\$0	\$0	\$0	\$0	\$0	\$0	\$0	(\$45,683)
45	39111 OF&E, Data Handling Equip	(\$170,632)	\$0	\$0	\$0	\$0	\$0	\$0	\$0	\$0	\$0	\$0	\$0	(\$170,632)
46	39112 OF&E, Information Systems	(\$482,469)	\$0	\$0	\$0	\$0	\$0	\$0	\$0	\$0	(\$527,365)	(\$271,360)	\$0	(\$1,281,194)
47	39120 OF&E, Air-Conditioning Equip	\$0	\$0	\$0	\$0	\$0	\$0	\$0	\$0	\$0	\$0	\$0	\$0	\$0
48	39220 Trans Eq, Trailers > \$1,000	\$0	\$0	\$0	\$0	\$0	\$0	\$0	\$0	\$0	\$0	\$0	\$0	\$0
49	39221 Trans Eq, Trailers \$1000 or <	\$0	\$0	\$0	\$0	\$0	\$0	\$0	\$0	\$0	\$0	\$0	\$0	\$0
50	39300 Stores Equipment	\$0	(\$9,565)	\$0	\$0	\$0	\$0	\$0	\$0	\$0	\$0	\$0	\$0	(\$9,565)
51	39410 Tools, Garage & Service Eq	\$0	(\$492)	\$0	(\$8,157)	(\$4,129)	\$0	(\$4,540)	\$0	\$0	\$0	\$0	\$0	(\$17,318)
52	39411 Tools, CNG Equip, Stationary	\$0	\$0	\$0	\$0	\$0	\$0	\$0	\$0	\$0	\$0	\$0	\$0	\$0
53	39420 Tools, Shop Equipment	\$0	\$0	\$0	\$0	(\$595)	\$0	\$0	\$0	\$0	\$0	\$0	\$0	(\$595)
54	39430 Tools, Tools and Other	\$0	(\$23,140)	\$0	(\$272,969)	(\$83,647)	(\$18,295)	(\$14,975)	(\$21,548)	(\$14,315)	(\$81,457)	(\$68,006)	\$0	(\$598,352)
55	39500 Laboratory Equipment, Gas	\$0	\$0	\$0	\$0	\$0	\$0	\$0	\$0	\$0	\$0	\$0	\$0	\$0
56	39600 Power Operated Equipment	\$0	\$0	\$0	\$0	\$0	\$0	\$0	\$0	\$0	\$0	\$0	\$0	\$0
57	39800 Miscellaneous Equipment	\$0	\$0	\$0	\$0	\$0	\$0	\$0	\$0	\$0	\$0	\$0	\$0	\$0
58	TOTAL 2021 Cost Retired by Month	(\$2,194,677)	(\$871,608)	(\$1,131,576)	(\$2,384,236)	(\$3,555,013)	(\$932,413)	(\$1,037,274)	(\$1,358,956)	(\$1,547,518)	(\$1,377,094)	(\$2,020,121)	(\$3,327,351)	(\$21,737,837)

Columbia Gas of Ohio, Inc.
Capital Expenditures Program
Case No. 22-0621-GA-RDR
Original Cost Retired By Month

Data: 2021 - 12 Months Actual 0 Month Estimate

Schedule CEP-3
Page 3 of 4

Line No.	2020 Cumulative Retirements by Month	Calendar Year 2021												
		Retirements	January	February	March	April	May	June	July	August	September	October	November	December
1	30220 Franchises/Consent, Limited	\$0	\$0	\$0	\$0	\$0	\$0	\$0	\$0	\$0	\$0	\$0	\$0	\$0
2	30300 Intangible Plt, General	\$0	\$0	\$0	\$0	\$0	\$0	\$0	\$0	\$0	\$0	\$0	\$0	\$0
3	30330 Intangible Plt, Misc Software	(\$4,007,911)	(\$751,781)	(\$1,110,826)	(\$1,516,423)	(\$2,076,445)	(\$4,962,616)	(\$5,232,094)	(\$5,288,563)	(\$5,836,107)	(\$5,860,361)	(\$7,004,981)	(\$7,288,518)	(\$7,905,548)
4	30399 Intangible Plt, Cloud Computing	\$0	\$0	\$0	\$0	\$0	\$0	\$0	\$0	\$0	\$0	\$0	\$0	\$0
5	37420 Land, Other Distribution Sys	(\$8)	\$0	\$0	\$0	\$0	\$0	\$0	\$0	\$0	\$0	\$0	(\$5)	(\$7)
6	37440 Land Rgts, Other Distr Sys	(\$3,311)	\$0	\$0	(\$4)	(\$85)	(\$85)	(\$85)	(\$85)	(\$85)	(\$85)	(\$85)	(\$86)	(\$86)
7	37450 Rights of Way	\$0	\$0	\$0	\$0	\$0	\$0	\$0	\$0	\$0	\$0	\$0	\$0	\$0
8	37520 Str, City Gate Mea & Reg	(\$7,617)	\$0	\$0	\$0	\$0	\$0	\$0	\$0	\$0	(\$1,497)	(\$4,685)	(\$4,685)	(\$4,685)
9	37530 Str, General Mea & Reg	\$0	\$0	\$0	\$0	\$0	\$0	\$0	\$0	\$0	\$0	\$0	\$0	\$0
10	37540 Str, Regulating	(\$52,162)	(\$519)	(\$2,718)	(\$3,042)	(\$3,081)	(\$4,234)	(\$4,678)	(\$5,053)	(\$7,256)	(\$8,138)	(\$8,138)	(\$43,528)	(\$116,714)
11	37550 Str, Main Line Industrial M&R	\$0	\$0	\$0	\$0	\$0	\$0	\$0	\$0	\$0	\$0	\$0	\$0	\$0
12	37560 Str, Distribtn Industrial M&R	(\$1,580)	\$0	\$0	\$0	\$0	\$0	\$0	\$0	\$0	\$0	\$0	\$0	\$0
13	37570 Str, Other Distribution Sys	(\$30,396)	\$0	\$0	\$0	\$0	\$0	\$0	\$0	\$0	\$0	\$0	\$0	\$0
14	37571 Str, Other Dist Sys, Leased	\$0	\$0	\$0	\$0	\$0	\$0	\$0	\$0	\$0	\$0	\$0	\$0	\$0
15	37600 Mains	(\$4,519,605)	\$1,146	(\$267,168)	(\$581,678)	(\$973,803)	(\$993,193)	(\$1,120,804)	(\$1,538,488)	(\$1,790,958)	(\$2,693,969)	(\$2,951,986)	(\$3,100,329)	(\$4,301,163)
16	37625 Mains Replacement	(\$388,926)	(\$31,347)	(\$31,347)	(\$31,347)	(\$34,126)	(\$46,484)	(\$70,667)	(\$114,057)	(\$114,920)	(\$141,920)	(\$142,439)	(\$293,293)	
17	37810 Mea & Reg Sta Eq, General	(\$3,867)	\$0	\$0	\$0	\$0	\$0	\$0	\$0	\$0	\$0	\$0	\$0	\$0
18	37820 Mea & Reg Sta Eq, Regulating	(\$469,048)	(\$54,066)	(\$152,032)	(\$258,004)	(\$350,871)	(\$481,489)	(\$535,674)	(\$570,859)	(\$643,302)	(\$901,820)	(\$1,222,928)	(\$1,327,438)	(\$1,788,524)
19	37821 Mea & Reg Sta Eq, Reg FMV	\$0	\$0	\$0	\$0	\$0	\$0	\$0	\$0	\$0	\$0	\$0	\$0	\$0
20	37830 Mea & Reg Sta Eq, Local Gas	\$0	\$0	(\$10,454)	(\$10,454)	(\$11,054)	(\$11,054)	(\$11,236)	(\$11,817)	(\$24,816)	(\$24,976)	(\$24,926)	(\$27,485)	
21	37910 Mea & Reg Sta Eq, City Gate	(\$97,394)	(\$12,328)	(\$38,351)	(\$55,099)	(\$124,041)	(\$129,180)	(\$137,592)	(\$171,213)	(\$189,985)	(\$193,836)	(\$199,934)	(\$209,585)	(\$382,074)
22	37911 Mea & Reg Sta Eq, Exch Gas	(\$2,902)	\$0	\$0	\$0	\$0	\$0	\$0	\$0	\$0	\$0	\$0	\$0	\$0
23	37920 Mea & Reg Sta Eq, Main Line	(\$379)	\$0	\$0	\$0	(\$663)	(\$663)	(\$663)	(\$1,728)	(\$2,089)	(\$2,450)	(\$2,891)	(\$3,389)	(\$169,217)
24	38000 Services	(\$4,703,438)	(\$577,154)	(\$651,208)	(\$726,912)	(\$995,788)	(\$1,293,184)	(\$1,556,167)	(\$1,915,379)	(\$2,225,611)	(\$2,398,681)	(\$1,610,388)	(\$2,548,508)	(\$2,735,862)
25	38012 Riser Replacements	\$0	\$0	\$0	\$0	\$0	\$0	\$0	\$0	\$0	\$0	\$48,282	\$48,282	\$48,282
26	38013 Services Replaced aff Risers	\$0	\$0	\$0	\$0	\$0	\$0	\$0	\$0	\$0	\$0	\$96,162	\$96,162	\$96,162
27	38025 Services Replaced aff Mains	(\$12,696)	\$0	\$0	\$0	\$0	\$0	\$0	\$0	\$0	\$0	\$157,985	\$157,985	\$129,002
28	38100 Meters	(\$1,200,417)	(\$76,276)	(\$76,276)	(\$248,847)	(\$386,266)	(\$481,200)	(\$575,229)	(\$632,341)	(\$687,498)	(\$763,857)	(\$809,019)	(\$848,290)	(\$942,704)
29	38110 Auto Meter Reading Devices	\$0	\$0	\$0	\$0	\$0	\$0	\$0	\$0	\$0	\$0	\$0	\$0	\$0
30	38200 Meter Installations	(\$651,978)	(\$1,216)	(\$1,239)	(\$1,239)	(\$495,835)	(\$496,122)	(\$561,643)	(\$568,801)	(\$576,623)	(\$579,942)	(\$581,708)	(\$590,995)	(\$590,995)
31	38300 House Regulators	(\$18,742)	(\$1,061)	(\$1,901)	(\$2,730)	(\$4,130)	(\$5,259)	(\$6,780)	(\$7,953)	(\$8,908)	(\$8,090)	(\$9,971)	(\$21,665)	(\$21,665)
32	38400 House Regulator Installation	\$0	\$0	\$0	\$0	\$0	\$0	\$0	\$0	\$0	\$0	\$0	\$0	\$0
33	38500 Industrial Mea & Reg Sta Eq	(\$161,448)	(\$20,914)	(\$30,212)	(\$49,987)	(\$81,335)	(\$81,508)	(\$96,645)	(\$103,791)	(\$119,328)	(\$136,194)	(\$161,102)	(\$250,154)	(\$315,437)
34	38710 Other Equipment	(\$169)	\$0	\$0	\$0	\$0	\$0	\$0	\$0	\$0	\$0	\$0	\$0	\$0
35	38720 Other Equip, Odorization	(\$681)	\$0	\$0	\$0	\$0	\$0	\$0	\$0	\$0	\$0	\$0	\$0	\$0
36	38741 Other Equip, Telephone	\$0	\$0	\$0	\$0	\$0	\$0	\$0	\$0	\$0	\$0	\$0	\$0	\$0
37	38742 Other Equip, Radio	(\$17,129)	\$0	(\$649)	(\$6,005)	(\$6,005)	(\$14,804)	(\$14,804)	(\$14,804)	(\$14,804)	(\$15,266)	(\$15,266)	(\$15,266)	(\$15,874)
38	38744 Other Equip, Oth Communicatn	(\$22,590)	(\$498)	(\$498)	\$1,495)	(\$2,492)	(\$3,489)	(\$8,835)	(\$9,377)	(\$9,910)	(\$9,910)	(\$17,576)	(\$36,836)	
39	38745 Other Equip, Telemetering	(\$205,562)	(\$3,769)	(\$3,769)	(\$6,503)	(\$24,568)	(\$44,423)	(\$58,224)	(\$67,672)	(\$96,279)	(\$110,930)	(\$134,710)	(\$137,972)	(\$225,553)
40	38746 Other Equip, Customr Inf Srv	(\$9,807)	\$0	\$0	\$0	\$0	\$0	\$0	(\$14,223)	(\$14,223)	(\$14,223)	(\$14,223)	(\$14,223)	(\$14,223)
41	38910 Land	\$0	\$0	\$0	\$0	\$0	\$0	\$0	\$0	\$0	\$0	\$0	\$0	\$0
42	39021 Str, Gen Off, Impv Leased Prp	\$0	\$0	\$0	\$0	\$0	\$0	\$0	\$0	\$0	\$0	\$0	\$0	\$0
43	39071 Str, Arena Off, Impv Leas Prp	\$0	\$0	\$0	\$0	\$0	\$0	\$0	\$0	\$0	\$0	\$0	\$0	\$0
44	39110 OF&E, Unspecified	(\$62,499)	(\$11,795)	(\$11,795)	(\$11,795)	(\$45,683)	(\$45,683)	(\$45,683)	(\$45,683)	(\$45,683)	(\$45,683)	(\$45,683)	(\$45,683)	(\$45,683)
45	39111 OF&E, Data Handling Equip	\$0	(\$170,632)	(\$170,632)	(\$170,632)	(\$170,632)	(\$170,632)	(\$170,632)	(\$170,632)	(\$170,632)	(\$170,632)	(\$170,632)	(\$170,632)	(\$170,632)
46	39112 OF&E, Information Systems	(\$966,239)	(\$482,469)	(\$482,469)	(\$482,469)	(\$482,469)	(\$482,469)	(\$482,469)	(\$482,469)	(\$482,469)	(\$482,469)	(\$1,009,833)	(\$1,281,194)	(\$1,281,194)
47	39120 OF&E, Air-Conditioning Equip	\$0	\$0	\$0	\$0	\$0	\$0	\$0	\$0	\$0	\$0	\$0	\$0	\$0
48	39220 Trans Eq, Trailers > \$1,000	\$0	\$0	\$0	\$0	\$0	\$0	\$0	\$0	\$0	\$0	\$0	\$0	\$0
49	39221 Trans Eq, Trailers \$1000 or <	\$0	\$0	\$0	\$0	\$0	\$0	\$0	\$0	\$0	\$0	\$0	\$0	\$0
50	39300 Stores Equipment	(\$15,133)	\$0	(\$9,565)	(\$9,565)	(\$9,565)	(\$9,565)	(\$9,565)	(\$9,565)	(\$9,565)	(\$9,565)	(\$9,565)	(\$9,565)	(\$9,565)
51	39410 Tools, Garage & Service Eq	(\$20,549)	\$0	(\$492)	(\$492)	(\$8,649)	(\$12,778)	(\$17,318)	(\$17,318)	(\$17,318)	(\$17,318)	(\$17,318)	(\$17,318)	(\$17,318)
52	39411 Tools, CNG Equip, Stationary	\$0	\$0	\$0	\$0	\$0	\$0	\$0	\$0	\$0	\$0	\$0	\$0	\$0
53	39420 Tools, Shop Equipment	(\$89,794)	\$0	\$0	\$0	\$0	(\$595)	(\$595)	(\$595)	(\$595)	(\$595)	(\$595)	(\$595)	(\$595)
54	39430 Tools, Tools and Other	(\$823,778)	\$0	(\$23,140)	(\$23,140)	(\$296,109)	(\$379,756)	(\$398,051)	(\$413,026)	(\$434,574)	(\$448,889)	(\$530,346)	(\$598,352)	(\$598,352)
55	39500 Laboratory Equipment, Gas	\$0	\$0	\$0	\$0	\$0	\$0	\$0	\$0	\$0	\$0	\$0	\$0	\$0
56	39600 Power Operated Equipment	\$0	\$0	\$0	\$0	\$0	\$0	\$0	\$0	\$0	\$0	\$0	\$0	\$0
57	39800 Miscellaneous Equipment	(\$56,019)	\$0	\$0	\$0	\$0	\$0	\$0	\$0	\$0	\$0	\$0	\$0	\$0
58	TOTAL 2021 Cumulative Cost Retired	(\$18,623,775)	(\$2,194,677)	(\$3,066,285)	(\$4,197,861)	(\$6,582,096)	(\$10,137,109)	(\$11,069,522)	(\$12,106,797)	(\$13,465,752)	(\$15,013,270)	(\$16,390,364)	(\$18,410,486)	(\$21,737,837)

Columbia Gas of Ohio, Inc.
Capital Expenditures Program
Case No. 22-0621-GA-RDR
Original Cost Retired By Month

Data: 2021 - 12 Months Actual 0 Month Estimate

Schedule CEP-3
Page 4 of 4

No.	Total Cumulative Retirements by Month	2021											
		January	February	March	April	May	June	July	August	September	October	November	December
1	30220 Franchises/Consent, Limited	(\$68)	(\$68)	(\$68)	(\$68)	(\$68)	(\$68)	(\$68)	(\$68)	(\$68)	(\$68)	(\$68)	(\$68)
2	30300 Intangible PIt, General	(\$1,370,399)	(\$1,370,399)	(\$1,370,399)	(\$1,370,399)	(\$1,370,399)	(\$1,370,399)	(\$1,370,399)	(\$1,370,399)	(\$1,370,399)	(\$1,370,399)	(\$1,370,399)	(\$1,370,399)
3	30330 Intangible PIt, Misc Software	(\$37,190,220)	(\$37,549,266)	(\$37,954,863)	(\$38,514,885)	(\$41,401,056)	(\$41,670,534)	(\$41,727,003)	(\$42,274,547)	(\$42,298,801)	(\$43,443,421)	(\$43,726,958)	(\$44,343,988)
4	30399 Intangible PIt, Cloud Computing	\$0	\$0	\$0	\$0	\$0	\$0	\$0	\$0	\$0	\$0	\$0	\$0
5	37420 Land, Other Distribution Sys	(\$44,851)	(\$44,851)	(\$44,851)	(\$44,851)	(\$44,851)	(\$44,851)	(\$44,851)	(\$44,851)	(\$44,851)	(\$44,851)	(\$44,856)	(\$44,858)
6	37440 Land Rgts, Other Distr Sys	(\$58,305)	(\$58,305)	(\$58,309)	(\$58,391)	(\$58,391)	(\$58,391)	(\$58,391)	(\$58,391)	(\$58,391)	(\$58,391)	(\$58,392)	(\$58,392)
7	37450 Rights of Way	\$0	\$0	\$0	\$0	\$0	\$0	\$0	\$0	\$0	\$0	\$0	\$0
8	37520 Str, City Gate Mea & Reg	(\$42,781)	(\$42,781)	(\$42,781)	(\$42,781)	(\$42,781)	(\$42,781)	(\$42,781)	(\$42,781)	(\$42,777)	(\$47,466)	(\$47,466)	(\$47,466)
9	37530 Str, General Mea & Reg	\$0	\$0	\$0	\$0	\$0	\$0	\$0	\$0	\$0	\$0	\$0	\$0
10	37540 Str, Regulating	(\$567,911)	(\$570,110)	(\$570,435)	(\$570,474)	(\$571,626)	(\$572,071)	(\$572,446)	(\$574,649)	(\$575,530)	(\$575,530)	(\$610,920)	(\$684,106)
11	37550 Str, Main Line Industrial M&R	\$0	\$0	\$0	\$0	\$0	\$0	\$0	\$0	\$0	\$0	\$0	\$0
12	37560 Str, Distribtn Industrial M&R	(\$1,729)	(\$1,729)	(\$1,729)	(\$1,729)	(\$1,729)	(\$1,729)	(\$1,729)	(\$1,729)	(\$1,729)	(\$1,729)	(\$1,729)	(\$1,729)
13	37570 Str, Other Distribution Sys	(\$2,030,788)	(\$2,030,788)	(\$2,030,788)	(\$2,030,788)	(\$2,030,788)	(\$2,030,788)	(\$2,030,788)	(\$2,030,788)	(\$2,030,788)	(\$2,030,788)	(\$2,030,788)	(\$2,030,788)
14	37571 Str, Other Dist Sys, Leased	(\$948,915)	(\$948,915)	(\$948,915)	(\$948,915)	(\$948,915)	(\$948,915)	(\$948,915)	(\$948,915)	(\$948,915)	(\$948,915)	(\$948,915)	(\$948,915)
15	37600 Mains	(\$33,159,941)	(\$33,428,255)	(\$33,742,765)	(\$34,134,891)	(\$34,154,281)	(\$34,281,892)	(\$34,699,575)	(\$34,952,045)	(\$35,855,056)	(\$36,113,073)	(\$36,261,416)	(\$37,462,251)
16	37625 Mains Replacement	\$2,962,200	\$2,962,200	\$2,959,421	\$2,959,421	\$2,959,421	\$2,947,063	\$2,922,880	\$2,879,468	\$2,851,627	\$2,851,108	\$2,700,253	\$2,700,253
17	37810 Mea & Reg Sta Eq, General	\$182,710	\$182,710	\$182,710	\$182,710	\$182,710	\$182,710	\$182,710	\$182,710	\$182,710	\$182,710	\$182,710	\$182,710
18	37820 Mea & Reg Sta Eq, Regulating	(\$4,428,693)	(\$4,526,659)	(\$4,632,632)	(\$4,725,498)	(\$4,856,117)	(\$4,910,301)	(\$4,945,487)	(\$5,017,930)	(\$5,276,448)	(\$5,597,556)	(\$5,702,065)	(\$6,163,152)
19	37821 Mea & Reg Sta Eq, Reg FMV	\$0	\$0	\$0	\$0	\$0	\$0	\$0	\$0	\$0	\$0	\$0	\$0
20	37830 Mea & Reg Sta Eq, Local Gas	(\$54,325)	(\$54,325)	(\$64,779)	(\$65,379)	(\$65,379)	(\$65,379)	(\$66,561)	(\$66,142)	(\$79,141)	(\$79,301)	(\$79,251)	(\$81,810)
21	37910 Mea & Reg Sta Eq, City Gate	(\$704,297)	(\$730,320)	(\$747,068)	(\$816,009)	(\$821,149)	(\$829,561)	(\$863,182)	(\$881,954)	(\$885,805)	(\$891,903)	(\$901,553)	(\$1,074,042)
22	37911 Mea & Reg Sta Eq, Exch Gas	\$182,106	\$182,106	\$182,106	\$182,106	\$182,106	\$182,106	\$182,106	\$182,106	\$182,106	\$182,106	\$182,106	\$182,106
23	37920 Mea & Reg Sta Eq, Main Line	(\$204,762)	(\$204,762)	(\$204,762)	(\$205,425)	(\$205,425)	(\$205,425)	(\$206,490)	(\$206,851)	(\$207,211)	(\$207,653)	(\$208,150)	(\$373,978)
24	38000 Services	(\$41,659,299)	(\$41,733,353)	(\$41,809,057)	(\$42,077,933)	(\$42,375,329)	(\$42,638,312)	(\$42,997,524)	(\$43,307,756)	(\$43,480,826)	(\$42,692,533)	(\$43,630,653)	(\$43,818,007)
25	38012 Riser Replacements	\$0	\$0	\$0	\$0	\$0	\$0	\$0	\$0	\$0	\$0	\$0	\$0
26	38013 Services Replaced aff Risers	(\$37,813)	(\$37,813)	(\$37,813)	(\$37,813)	(\$37,813)	(\$37,813)	(\$37,813)	(\$37,813)	(\$37,813)	(\$37,813)	\$58,348	\$58,348
27	38025 Services Replaced aff Mains	\$8,919,699	\$8,919,699	\$8,919,699	\$8,919,699	\$8,919,699	\$8,919,699	\$8,919,699	\$8,919,699	\$8,919,699	\$9,077,684	\$9,077,684	\$9,048,701
28	38100 Meters	(\$11,301,207)	(\$11,301,207)	(\$11,473,779)	(\$11,611,197)	(\$11,706,132)	(\$11,800,161)	(\$11,857,272)	(\$11,912,429)	(\$11,988,789)	(\$12,033,951)	(\$12,073,222)	(\$12,167,635)
29	38110 Auto Meter Reading Devices	\$16,555	\$16,555	\$16,555	\$16,555	\$16,555	\$16,555	\$16,555	\$16,555	\$16,555	\$16,555	\$16,555	\$16,555
30	38200 Meter Installations	(\$5,796,605)	(\$5,796,627)	(\$5,796,627)	(\$6,291,223)	(\$6,291,510)	(\$6,357,032)	(\$6,364,189)	(\$6,372,011)	(\$6,375,330)	(\$6,377,097)	(\$6,386,383)	(\$6,386,383)
31	38300 House Regulators	(\$761,441)	(\$762,281)	(\$763,111)	(\$764,510)	(\$765,640)	(\$767,160)	(\$768,334)	(\$769,289)	(\$768,471)	(\$770,351)	(\$782,046)	(\$782,046)
32	38400 House Regulator Installation	(\$4,390,881)	(\$4,390,881)	(\$4,390,881)	(\$4,390,881)	(\$4,390,881)	(\$4,390,881)	(\$4,390,881)	(\$4,390,881)	(\$4,390,881)	(\$4,390,881)	(\$4,390,881)	(\$4,390,881)
33	38500 Industrial Mea & Reg Sta Eq	(\$2,105,675)	(\$2,114,973)	(\$2,134,748)	(\$2,166,096)	(\$2,166,269)	(\$2,181,406)	(\$2,188,552)	(\$2,204,088)	(\$2,220,955)	(\$2,245,863)	(\$2,334,914)	(\$2,400,198)
34	38710 Other Equipment	(\$1,038)	(\$1,038)	(\$1,038)	(\$1,038)	(\$1,038)	(\$1,038)	(\$1,038)	(\$1,038)	(\$1,038)	(\$1,038)	(\$1,038)	(\$1,038)
35	38720 Other Equip, Odorization	\$23,138	\$23,138	\$23,138	\$23,138	\$23,138	\$23,138	\$23,138	\$23,138	\$23,138	\$23,138	\$23,138	\$23,138
36	38741 Other Equip, Telephone	(\$16,290)	(\$16,290)	(\$16,290)	(\$16,290)	(\$16,290)	(\$16,290)	(\$16,290)	(\$16,290)	(\$16,290)	(\$16,290)	(\$16,290)	(\$16,290)
37	38742 Other Equip, Radio	(\$107,905)	(\$108,553)	(\$113,910)	(\$113,910)	(\$122,709)	(\$122,709)	(\$122,709)	(\$122,709)	(\$123,171)	(\$123,171)	(\$123,171)	(\$123,778)
38	38744 Other Equip, Oth Communicatn	(\$70,185)	(\$70,185)	(\$71,181)	(\$71,181)	(\$72,178)	(\$73,175)	(\$78,521)	(\$79,063)	(\$79,596)	(\$79,596)	(\$87,262)	(\$106,522)
39	38745 Other Equip, Telemetering	(\$468,179)	(\$468,179)	(\$470,913)	(\$488,978)	(\$508,833)	(\$522,634)	(\$532,083)	(\$560,690)	(\$575,340)	(\$599,120)	(\$602,382)	(\$689,963)
40	38746 Other Equip, Customr Info Srv	(\$11,770)	(\$11,770)	(\$11,770)	(\$11,770)	(\$11,770)	(\$11,770)	(\$25,994)	(\$25,994)	(\$25,994)	(\$25,994)	(\$25,994)	(\$25,994)
41	38910 Land	(\$1,267,705)	(\$1,267,705)	(\$1,267,705)	(\$1,267,705)	(\$1,267,705)	(\$1,267,705)	(\$1,267,705)	(\$1,267,705)	(\$1,267,705)	(\$1,267,705)	(\$1,267,705)	(\$1,267,705)
42	39021 Str, Gen Off, Impv Leased Prp	(\$9,141,291)	(\$9,141,291)	(\$9,141,291)	(\$9,141,291)	(\$9,141,291)	(\$9,141,291)	(\$9,141,291)	(\$9,141,291)	(\$9,141,291)	(\$9,141,291)	(\$9,141,291)	(\$9,141,291)
43	39071 Str, Arena Off, Impv Leas Prp	\$0	\$0	\$0	\$0	\$0	\$0	\$0	\$0	\$0	\$0	\$0	\$0
44	39110 OF&E, Unspecified	(\$5,798,694)	(\$5,798,694)	(\$5,798,694)	(\$5,832,582)	(\$5,832,582)	(\$5,832,582)	(\$5,832,582)	(\$5,832,582)	(\$5,832,582)	(\$5,832,582)	(\$5,832,582)	(\$5,832,582)
45	39111 OF&E, Data Handling Equip	(\$1,700,147)	(\$1,700,147)	(\$1,700,147)	(\$1,700,147)	(\$1,700,147)	(\$1,700,147)	(\$1,700,147)	(\$1,700,147)	(\$1,700,147)	(\$1,700,147)	(\$1,700,147)	(\$1,700,147)
46	39112 OF&E, Information Systems	(\$8,453,821)	(\$8,453,821)	(\$8,453,821)	(\$8,453,821)	(\$8,453,821)	(\$8,453,821)	(\$8,453,821)	(\$8,453,821)	(\$8,453,821)	(\$8,981,186)	(\$9,252,546)	(\$9,252,546)
47	39120 OF&E, Air-Conditioning Equip	(\$12,793)	(\$12,793)	(\$12,793)	(\$12,793)	(\$12,793)	(\$12,793)	(\$12,793)	(\$12,793)	(\$12,793)	(\$12,793)	(\$12,793)	(\$12,793)
48	39220 Trans Eq, Trailers > \$1,000	(\$671,599)	(\$671,599)	(\$671,599)	(\$671,599)	(\$671,599)	(\$671,599)	(\$671,599)	(\$671,599)	(\$671,599)	(\$671,599)	(\$671,599)	(\$671,599)
49	39221 Trans Eq, Trailers \$1000 or <	(\$5,814)	(\$5,814)	(\$5,814)	(\$5,814)	(\$5,814)	(\$5,814)	(\$5,814)	(\$5,814)	(\$5,814)	(\$5,814)	(\$5,814)	(\$5,814)
50	39300 Stores Equipment	(\$145,978)	(\$155,543)	(\$155,543)	(\$155,543)	(\$155,543)	(\$155,543)	(\$155,543)	(\$155,543)	(\$155,543)	(\$155,543)	(\$155,543)	(\$155,543)
51	39410 Tools, Garage & Service Eq	(\$384,082)	(\$384,574)	(\$384,574)	(\$392,731)	(\$396,860)	(\$396,860)	(\$401,400)	(\$401,400)	(\$401,400)	(\$401,400)	(\$401,400)	(\$401,400)
52	39411 Tools, CNG Equip, Stationary	(\$0)	(\$0)	(\$0)	(\$0)	(\$0)	(\$0)	(\$0)	(\$0)	(\$0)	(\$0)	(\$0)	(\$0)
53	39420 Tools, Shop Equipment	(\$255,730)	(\$255,730)	(\$255,730)	(\$255,730)	(\$256,325)	(\$256,325)	(\$256,325)	(\$256,325)	(\$256,325)	(\$256,325)	(\$256,325)	(\$256,325)
54	39430 Tools, Tools and Other	(\$4,752,639)	(\$4,775,779)	(\$4,775,779)	(\$5,048,748)	(\$5,132,394)	(\$5,150,690)	(\$5,165,665)	(\$5,187,213)	(\$5,201,527)	(\$5,282,984)	(\$5,350,990)	(\$5,350,990)
55	39500 Laboratory Equipment, Gas	(\$111,066)	(\$111,066)	(\$111,066)	(\$111,066)	(\$111,066)	(\$111,066)	(\$111,066)	(\$111,066)	(\$111,066)	(\$111,066)	(\$111,066)	(\$111,066)
56	39600 Power Operated Equipment	(\$2,659,932)	(\$2,659,932)	(\$2,659,932)	(\$2,659,932)	(\$2,659,932)	(\$2,659,932)	(\$2,659,932)	(\$2,659,932)	(\$2,659,932)	(\$2,659,932)	(\$2,659,932)	(\$2,659,932)
57	39800 Miscellaneous Equipment	(\$1,026,076)	(\$1,026,076)	(\$1,026,076)	(\$1,026,076)	(\$1,026,076)	(\$1,026,076)	(\$1,026,076)	(\$1,026,076)	(\$1,026,076)	(\$1,026,076)	(\$1,026,076)	(\$1,026,076)
58	TOTAL Cumulative Retirements	(\$171,637,232)	(\$172,508,840)	(\$173,640,415)	(\$176,024,651)	(\$179,579,664)	(\$180,512,077)	(\$181,549,351)	(\$182,908,307)	(\$184,455,825)	(\$185,832,919)	(\$187,853,040)	(\$191,180,392)

Data: 2021 - 12 Months Actual 0 Month Estimate

Line No.	Description	2011	2012	2013	2014	2015	2016	2017	2018	2019	2020	2021	Total
1	CEP Gross Plant Additions	\$18,987,654	\$60,372,513	\$72,867,694	\$128,819,142	\$135,095,385	\$115,080,721	\$128,864,293	\$121,672,839	\$185,111,735	\$177,176,687	\$253,453,945	\$1,397,302,608
2	CEP Retirements	<u>(\$7,112,212)</u>	<u>(\$1,588,999)</u>	<u>(\$19,539,073)</u>	<u>(\$24,183,682)</u>	<u>(\$13,396,605)</u>	<u>(\$17,210,928)</u>	<u>(\$19,747,892)</u>	<u>(\$16,117,383)</u>	<u>(\$23,322,006)</u>	<u>(\$18,622,751)</u>	<u>(\$21,737,837)</u>	<u>(\$191,180,392)</u>
3	CEP Net Plant	\$13,875,442	\$48,783,514	\$53,328,621	\$104,635,460	\$121,698,780	\$97,869,793	\$108,916,401	\$105,555,456	\$161,789,729	\$158,552,931	\$231,716,108	\$1,206,122,216

[illegible]

Columbia Gas of Ohio, Inc.
Capital Expenditures Program
Case No. 22-0621-GA-RDR
Net Plant by Month

Data: 2021 - 12 Months Actual 0 Month Estimate

Schedule CEP-4
Page 2 of 4

Line No.	2020 Net Plant by Month	Calendar Year 2021												TOTAL
		January	February	March	April	May	June	July	August	September	October	November	December	
1	30220 Franchises/Consent, Limited	\$0	\$0	\$0	\$0	\$0	\$0	\$0	\$0	\$0	\$0	\$0	\$0	\$0
2	30300 Intangible PIt, General	\$0	\$0	\$0	\$0	\$0	\$0	\$0	\$0	\$0	\$0	\$0	\$0	\$0
3	30330 Intangible PIt, Misc Software	(\$514,973)	\$2,258,077	(\$63,118)	\$6,866,315	(\$2,683,060)	\$3,487,613	\$3,388,779	\$2,323,586	\$192,892	(\$981,905)	\$3,859,487	\$6,287,516	\$24,421,208
4	30399 Intangible PIt, Cloud Computing	\$0	\$346,592	\$16,626	\$482,941	\$3,521	\$2,053,841	\$2,425,368	\$99,554	\$1,560,937	\$1,954,649	\$124,950	\$737,215	\$9,806,193
5	37420 Land, Other Distribution Sys	\$0	\$0	\$6,725	\$0	\$0	\$0	\$0	\$0	\$0	\$0	\$0	(\$5)	\$6,718
6	37440 Land Rgts, Other Distr Sys	\$1,411	\$0	(\$4)	(\$92)	(\$0)	\$0	\$0	\$33,447	\$9,961	\$0	\$133	\$8,311	\$53,179
7	37450 Rights of Way	\$0	\$0	\$0	\$0	\$0	\$0	\$0	\$0	\$0	\$0	\$0	\$0	\$0
8	37520 Str, City Gate Mea & Reg	\$0	\$0	\$0	\$0	\$0	\$0	\$0	\$0	(\$1,497)	(\$3,188)	\$0	\$0	(\$4,685)
9	37530 Str, General Mea & Reg	\$0	\$0	\$0	\$0	\$0	\$0	\$0	\$0	\$0	\$0	\$0	\$0	\$0
10	37540 Str, Regulating	\$511	\$29,105	\$3,205	(\$39)	\$12,959	\$2,600	(\$375)	\$69,278	\$24,415	\$12,678	\$2,937	\$90,333	\$247,606
11	37550 Str, Main Line Industrial M&R	\$0	\$0	\$0	\$0	\$0	\$0	\$0	\$0	\$0	\$0	\$0	\$0	\$0
12	37560 Str, Distribtn Industrial M&R	\$0	\$0	\$0	\$0	\$0	\$0	\$0	\$0	\$0	\$0	\$0	\$0	\$0
13	37570 Str, Other Distribution Sys	\$0	\$0	\$0	\$0	\$0	\$0	\$0	\$1,038	\$7,859	\$1,565	\$1,258,706	\$167,461	\$1,436,630
14	37571 Str, Other Dist Sys, Leased	\$129	\$17,903	\$0	\$0	(\$17,919)	\$0	\$12,875	\$0	\$47,642	\$354,059	(\$11)	\$363,391	\$778,068
15	37600 Mains	\$3,660,175	\$2,211,037	\$3,362,548	\$5,579,311	\$4,185,960	\$4,781,814	\$2,907,494	\$3,835,130	\$5,584,417	\$5,193,796	\$5,569,396	\$7,958,433	\$54,829,512
16	37625 Mains Replacement	\$37,737	\$1,465	\$12,350	(\$109)	\$462	\$278,017	\$114,560	\$53,327	(\$2,112)	\$187,037	(\$13,941)	\$23,308,821	\$23,977,617
17	37810 Mea & Reg Sta Eq, General	\$0	\$0	\$0	\$0	\$0	\$0	\$0	\$0	\$0	\$0	\$0	\$0	\$0
18	37820 Mea & Reg Sta Eq, Regulating	\$1,609,474	\$1,718,549	\$1,804,680	\$1,383,793	\$3,238,269	(\$274,226)	\$1,268,756	\$4,286,249	\$3,036,023	\$3,728,395	\$4,618,645	\$1,524,427	\$27,943,036
19	37821 Mea & Reg Sta Eq, Reg FMV	\$0	\$0	\$0	\$0	\$0	\$0	\$0	\$0	\$0	\$0	\$0	\$0	\$0
20	37830 Mea & Reg Sta Eq, Local Gas	\$0	\$0	(\$10,454)	\$0	(\$600)	\$0	(\$182)	(\$581)	(\$12,999)	(\$160)	\$50	(\$2,558)	(\$27,485)
21	37910 Mea & Reg Sta Eq, City Gate	\$19,610	\$210,690	\$5,855	(\$59,682)	\$22,554	(\$8,755)	\$63,821	\$94,951	\$92,366	\$70,377	\$67,367	(\$156,346)	\$422,809
22	37911 Mea & Reg Sta Eq, Exch Gas	\$0	\$0	\$0	\$0	\$0	\$0	\$0	\$0	\$0	\$0	\$0	\$0	\$0
23	37920 Mea & Reg Sta Eq, Main Line	\$0	\$0	\$0	(\$663)	\$0	\$0	(\$1,064)	(\$361)	(\$361)	(\$441)	(\$498)	(\$165,828)	(\$169,217)
24	38000 Services	\$4,934,061	\$4,042,239	\$5,092,855	\$4,693,725	\$4,534,846	\$4,742,936	\$4,616,427	\$5,544,660	\$6,067,787	\$9,581,546	\$6,477,056	\$8,670,697	\$68,998,835
25	38012 Riser Replacements	\$0	\$0	\$0	\$0	\$16,291	\$27,395	\$4,634	\$24	\$0	\$48,282	\$0	\$462	\$97,087
26	38013 Services Replaced aff Risers	\$0	\$0	\$0	\$0	\$0	\$0	\$0	\$0	\$0	\$1,364,412	\$2,535,980	\$2,619,629	\$6,520,020
27	38025 Services Replaced aff Mains	\$0	\$0	\$0	\$0	\$0	\$0	\$0	\$0	\$0	\$157,985	\$0	\$129,002	\$129,002
28	38100 Meters	\$42,773	\$221,882	(\$154,848)	\$354,838	(\$94,962)	\$1,455,586	\$52,113	(\$55,157)	\$713,667	\$302,745	\$687,019	\$335,494	\$3,861,151
29	38110 Auto Meter Reading Devices	\$0	\$5,833	\$0	\$0	\$0	\$0	\$0	\$0	\$328,972	\$0	\$0	\$0	\$334,805
30	38200 Meter Installations	(\$1,216)	(\$23)	\$0	(\$494,596)	(\$287)	(\$65,522)	(\$7,158)	(\$7,822)	\$42,633	(\$882,428)	\$46,868	\$1,795,712	\$426,162
31	38300 House Regulators	\$222,888	\$200,402	\$154,946	\$127,046	\$101,618	\$98,542	\$153,954	\$161,745	\$208,387	\$216,353	\$341,286	(\$1,225,230)	\$761,937
32	38400 House Regulator Installation	\$0	\$0	\$0	\$0	\$0	\$0	\$0	\$0	\$0	\$0	\$0	\$0	\$0
33	38500 Industrial Mea & Reg Sta Eq	(\$15,893)	(\$9,269)	(\$94,048)	(\$11,324)	\$1,122	(\$8,907)	\$7,525	(\$10,504)	\$2,028	\$6,026	\$138,812	\$95,290	\$100,857
34	38710 Other Equipment	\$0	\$0	\$0	\$0	\$0	\$0	\$0	\$0	\$0	\$0	\$0	\$0	\$0
35	38720 Other Equip, Odorization	\$0	\$0	\$0	\$0	\$0	\$0	\$0	\$0	\$0	\$0	\$0	\$0	\$0
36	38741 Other Equip, Telephone	\$0	\$0	\$0	\$0	\$0	\$0	\$0	\$0	\$0	\$0	\$0	\$0	\$0
37	38742 Other Equip, Radio	\$0	(\$649)	(\$5,356)	\$0	(\$8,800)	\$0	\$0	\$0	(\$462)	\$0	\$0	(\$608)	(\$15,874)
38	38744 Other Equip, Oth Communicatn	(\$498)	\$0	(\$997)	\$0	(\$997)	(\$997)	(\$5,346)	(\$542)	(\$533)	\$0	(\$7,666)	(\$19,260)	(\$36,836)
39	38745 Other Equip, Telemetering	\$27,259	\$9,814	\$45,831	\$32,660	\$124,268	\$52,090	(\$7,597)	\$85,187	\$27,289	\$249,962	\$142,392	\$147,424	\$936,579
40	38746 Other Equip, Customr Info Srv	\$0	\$0	\$0	\$0	\$0	\$0	(\$14,223)	\$0	\$0	\$0	\$0	\$0	(\$14,223)
41	38910 Land	\$0	\$0	\$0	\$0	\$0	\$0	\$0	\$0	\$0	\$0	\$0	\$0	\$0
42	39021 Str, Gen Off, Impv Leased Prp	\$0	\$0	\$0	\$0	\$0	\$0	\$0	\$0	\$0	\$0	\$0	\$0	\$0
43	39071 Str, Arena Off, Impv Leas Prp	\$0	\$0	\$0	\$0	\$0	\$0	\$0	\$0	\$0	\$0	\$0	\$0	\$0
44	39110 OF&E, Unspecified	(\$11,795)	\$0	\$0	(\$33,888)	\$0	\$0	\$0	\$0	\$110,474	\$0	\$84,710	\$447	\$149,949
45	39111 OF&E, Data Handling Equip	(\$170,632)	\$0	\$0	\$0	\$0	\$0	\$0	\$0	\$0	\$0	\$0	\$0	(\$170,632)
46	39112 OF&E, Information Systems	\$801,660	\$0	(\$8,967)	\$1,750	(\$915)	\$0	\$0	\$0	\$0	(\$527,365)	(\$269,660)	\$0	(\$3,496)
47	39120 OF&E, Air-Conditioning Equip	\$0	\$0	\$0	\$0	\$0	\$0	\$0	\$0	\$0	\$0	\$0	\$0	\$0
48	39220 Trans Eq, Trailers > \$1,000	\$0	\$0	\$0	\$0	\$0	\$0	\$0	\$0	\$0	\$0	\$0	\$0	\$0
49	39221 Trans Eq, Trailers \$1000 or <	\$0	\$0	\$0	\$0	\$0	\$0	\$0	\$0	\$0	\$0	\$0	\$0	\$0
50	39300 Stores Equipment	\$0	(\$9,565)	\$0	\$0	\$0	\$0	\$0	\$0	\$0	\$0	\$0	\$0	(\$9,565)
51	39410 Tools, Garage & Service Eq	\$0	(\$492)	\$0	(\$8,157)	(\$4,129)	\$98,904	(\$4,540)	\$0	\$0	\$0	\$0	\$0	\$81,586
52	39411 Tools, CNG Equip, Stationary	\$0	\$0	\$0	\$0	\$0	\$0	\$0	\$0	\$0	\$0	\$0	\$0	\$0
53	39420 Tools, Shop Equipment	\$0	\$0	\$0	\$0	(\$595)	\$0	\$0	\$0	\$0	\$0	\$0	\$0	(\$595)
54	39430 Tools, Tools and Other	\$10,248	\$95,484	\$0	\$460,692	(\$83,647)	\$809,693	\$219,719	\$1,045,769	\$550,439	\$96,061	\$153,519	\$2,480,473	\$5,838,450
55	39500 Laboratory Equipment, Gas	\$0	\$0	\$0	\$0	\$0	\$0	\$0	\$0	\$0	\$0	\$0	\$0	\$0
56	39600 Power Operated Equipment	\$0	\$0	\$0	\$0	\$0	\$0	\$0	\$9,719	\$0	\$0	\$0	\$0	\$9,719
57	39800 Miscellaneous Equipment	\$0	\$0	\$0	\$0	\$0	\$0	\$0	\$0	\$0	\$0	\$0	\$0	\$0
58	Total 2021 Net Plant	\$10,652,930	\$11,349,076	\$10,167,830	\$19,374,531	\$9,345,959	\$17,530,625	\$15,195,538	\$17,568,696	\$18,590,226	\$21,130,441	\$25,817,533	\$54,992,725	\$231,716,108

Columbia Gas of Ohio, Inc.
Capital Expenditures Program
Case No. 22-0621-GA-RDR
Net Plant by Month

Data: 2021 - 12 Months Actual 0 Month Estimate

Schedule CEP-4
Page 3 of 4

Line No.	Cumulative 2020 Net Plant by Month	Calendar Year 2021											
		January	February	March	April	May	June	July	August	September	October	November	December
1	30220 Franchises/Consent, Limited	\$0	\$0	\$0	\$0	\$0	\$0	\$0	\$0	\$0	\$0	\$0	\$0
2	30300 Intangible Plt, General	\$0	\$0	\$0	\$0	\$0	\$0	\$0	\$0	\$0	\$0	\$0	\$0
3	30330 Intangible Plt, Misc Software	\$4,414,101	(\$514,973)	\$1,743,104	\$1,679,986	\$8,546,301	\$5,863,240	\$9,350,854	\$12,739,632	\$15,063,218	\$15,256,110	\$14,274,205	\$18,133,692
4	30399 Intangible Plt, Cloud Computing	\$3,219,467	\$0	\$346,592	\$363,218	\$846,159	\$849,690	\$2,903,521	\$5,328,899	\$5,428,443	\$6,989,379	\$8,944,028	\$9,806,193
5	37420 Land, Other Distribution Sys	\$3,532	\$0	\$0	\$6,725	\$6,725	\$6,725	\$6,725	\$6,725	\$6,725	\$6,725	\$6,725	\$6,718
6	37440 Land Rqts, Other Distr Sys	\$223,017	\$1,411	\$1,411	\$1,408	\$1,326	\$1,326	\$1,326	\$1,326	\$34,773	\$44,734	\$44,734	\$44,867
7	37450 Rights of Way	\$0	\$0	\$0	\$0	\$0	\$0	\$0	\$0	\$0	\$0	\$0	\$0
8	37520 Str, City Gate Mea & Reg	(\$5,114)	\$0	\$0	\$0	\$0	\$0	\$0	\$0	(\$1,497)	(\$4,685)	(\$4,685)	(\$4,685)
9	37530 Str, General Mea & Reg	\$0	\$0	\$0	\$0	\$0	\$0	\$0	\$0	\$0	\$0	\$0	\$0
10	37540 Str, Regulating	\$258,885	\$511	\$29,617	\$32,822	\$32,782	\$45,742	\$48,341	\$47,966	\$117,244	\$141,659	\$154,336	\$157,273
11	37550 Str, Main Line Industrial M&R	\$0	\$0	\$0	\$0	\$0	\$0	\$0	\$0	\$0	\$0	\$0	\$0
12	37560 Str, Distribtn Industrial M&R	(\$1,580)	\$0	\$0	\$0	\$0	\$0	\$0	\$0	\$0	\$0	\$0	\$0
13	37570 Str, Other Distribution Sys	\$69,317	\$0	\$0	\$0	\$0	\$0	\$0	\$0	\$1,038	\$8,897	\$10,463	\$1,269,169
14	37571 Str, Other Dist Sys, Leased	\$145,253	\$129	\$18,032	\$18,032	\$18,032	\$113	\$113	\$12,988	\$12,988	\$60,630	\$414,688	\$414,677
15	37600 Mains	\$41,697,699	\$3,660,175	\$5,871,211	\$9,233,760	\$14,813,070	\$18,999,030	\$23,780,844	\$26,688,338	\$30,523,468	\$36,107,886	\$41,301,682	\$46,871,078
16	37625 Mains Replacement	\$2,288,098	\$37,737	\$39,203	\$51,552	\$51,444	\$51,906	\$329,923	\$444,483	\$497,811	\$495,699	\$682,736	\$668,795
17	37810 Mea & Reg Sta Eq, General	(\$3,867)	\$0	\$0	\$0	\$0	\$0	\$0	\$0	\$0	\$0	\$0	\$0
18	37820 Mea & Reg Sta Eq, Regulating	\$15,578,225	\$1,609,474	\$3,328,024	\$5,132,704	\$6,516,497	\$9,754,765	\$9,480,540	\$10,749,295	\$15,035,544	\$18,071,568	\$21,799,963	\$26,418,608
19	37821 Mea & Reg Sta Eq, Reg FMV	\$0	\$0	\$0	\$0	\$0	\$0	\$0	\$0	\$0	\$0	\$0	\$0
20	37830 Mea & Reg Sta Eq, Local Gas	\$0	\$0	(\$10,454)	(\$10,454)	(\$11,054)	(\$11,054)	(\$11,054)	(\$11,236)	(\$11,817)	(\$24,816)	(\$24,976)	(\$24,926)
21	37910 Mea & Reg Sta Eq, City Gate	\$1,970,763	\$19,610	\$230,300	\$236,155	\$176,473	\$199,028	\$190,272	\$254,093	\$349,044	\$441,410	\$511,788	\$54,829,512
22	37911 Mea & Reg Sta Eq, Exch Gas	(\$2,902)	\$0	\$0	\$0	\$0	\$0	\$0	\$0	\$0	\$0	\$0	\$0
23	37920 Mea & Reg Sta Eq, Main Line	(\$379)	\$0	\$0	\$0	(\$663)	(\$663)	(\$663)	(\$1,728)	(\$2,089)	(\$2,450)	(\$2,891)	(\$3,389)
24	38000 Services	\$59,600,738	\$4,934,061	\$8,976,300	\$14,069,155	\$18,762,880	\$23,297,726	\$28,040,662	\$32,657,089	\$38,201,749	\$44,269,535	\$53,851,082	\$60,328,138
25	38012 Riser Replacements	\$2,373	\$0	\$0	\$0	\$0	\$16,291	\$43,686	\$48,319	\$48,343	\$48,343	\$96,625	\$96,625
26	38013 Services Replaced aff Risers	\$18,718,202	\$0	\$0	\$0	\$0	\$0	\$0	\$0	\$0	\$0	\$1,364,412	\$3,900,392
27	38025 Services Replaced aff Mains	(\$12,696)	\$0	\$0	\$0	\$0	\$0	\$0	\$0	\$0	\$0	\$157,985	\$157,985
28	38100 Meters	\$2,655,368	\$42,773	\$264,656	\$109,808	\$464,645	\$369,683	\$1,825,269	\$1,877,382	\$1,822,225	\$2,635,892	\$2,838,637	\$3,525,656
29	38110 Auto Meter Reading Devices	\$227,511	\$0	\$5,833	\$5,833	\$5,833	\$5,833	\$5,833	\$5,833	\$5,833	\$334,805	\$334,805	\$334,805
30	38200 Meter Installations	\$864,282	(\$1,216)	(\$1,238)	(\$1,238)	(\$495,835)	(\$496,122)	(\$561,643)	(\$568,801)	(\$576,623)	(\$576,623)	(\$1,416,418)	(\$1,369,550)
31	38300 House Regulators	\$715,056	\$222,888	\$423,291	\$578,236	\$705,282	\$806,899	\$905,441	\$1,059,395	\$1,221,140	\$1,429,528	\$1,645,881	\$1,987,167
32	38400 House Regulator Installation	\$0	\$0	\$0	\$0	\$0	\$0	\$0	\$0	\$0	\$0	\$0	\$0
33	38500 Industrial Mea & Reg Sta Eq	\$146,950	(\$15,893)	(\$25,162)	(\$119,210)	(\$130,534)	(\$129,412)	(\$138,319)	(\$130,794)	(\$141,298)	(\$139,270)	(\$133,245)	\$5,567
34	38710 Other Equipment	(\$169)	\$0	\$0	\$0	\$0	\$0	\$0	\$0	\$0	\$0	\$0	\$0
35	38720 Other Equip, Odorization	(\$681)	\$0	\$0	\$0	\$0	\$0	\$0	\$0	\$0	\$0	\$0	\$0
36	38741 Other Equip, Telephone	\$0	\$0	\$0	\$0	\$0	\$0	\$0	\$0	\$0	\$0	\$0	\$0
37	38742 Other Equip, Radio	(\$17,129)	\$0	(\$649)	(\$6,005)	(\$6,005)	(\$14,804)	(\$14,804)	(\$14,804)	(\$14,804)	(\$15,266)	(\$15,266)	(\$15,266)
38	38744 Other Equip, Oth Communicatn	(\$3,838)	(\$498)	(\$498)	(\$1,495)	(\$1,495)	(\$2,492)	(\$3,489)	(\$8,835)	(\$9,377)	(\$9,910)	(\$17,576)	(\$36,836)
39	38745 Other Equip, Telemetering	\$2,821,582	\$27,259	\$37,074	\$82,905	\$115,565	\$239,833	\$291,923	\$284,326	\$369,513	\$396,801	\$646,763	\$789,155
40	38746 Other Equip, Customr Info Srv	(\$9,807)	\$0	\$0	\$0	\$0	\$0	\$0	(\$14,223)	(\$14,223)	(\$14,223)	(\$14,223)	(\$14,223)
41	38910 Land	\$0	\$0	\$0	\$0	\$0	\$0	\$0	\$0	\$0	\$0	\$0	\$0
42	39021 Str, Gen Off, Impv Leased Prp	\$0	\$0	\$0	\$0	\$0	\$0	\$0	\$0	\$0	\$0	\$0	\$0
43	39071 Str, Arena Off, Impv Leas Prp	\$0	\$0	\$0	\$0	\$0	\$0	\$0	\$0	\$0	\$0	\$0	\$0
44	39110 OF&E, Unspecified	(\$61,971)	(\$11,795)	(\$11,795)	(\$11,795)	(\$45,683)	(\$45,683)	(\$45,683)	(\$45,683)	(\$45,683)	\$64,791	\$64,791	\$149,502
45	39111 OF&E, Data Handling Equip	\$0	(\$170,632)	(\$170,632)	(\$170,632)	(\$170,632)	(\$170,632)	(\$170,632)	(\$170,632)	(\$170,632)	(\$170,632)	(\$170,632)	(\$170,632)
46	39112 OF&E, Information Systems	(\$778,533)	\$801,660	\$801,660	\$792,693	\$794,443	\$793,528	\$793,528	\$793,528	\$793,528	\$266,163	(\$3,496)	(\$3,496)
47	39120 OF&E, Air-Conditioning Equip	\$0	\$0	\$0	\$0	\$0	\$0	\$0	\$0	\$0	\$0	\$0	\$0
48	39220 Trans Eq, Trailers > \$1,000	\$0	\$0	\$0	\$0	\$0	\$0	\$0	\$0	\$0	\$0	\$0	\$0
49	39221 Trans Eq, Trailers \$1000 or <	\$0	\$0	\$0	\$0	\$0	\$0	\$0	\$0	\$0	\$0	\$0	\$0
50	39300 Stores Equipment	(\$15,133)	\$0	(\$9,565)	(\$9,565)	(\$9,565)	(\$9,565)	(\$9,565)	(\$9,565)	(\$9,565)	(\$9,565)	(\$9,565)	(\$9,565)
51	39410 Tools, Garage & Service Eq	\$5,480	\$0	(\$492)	(\$492)	(\$8,649)	(\$12,778)	\$86,126	\$81,586	\$81,586	\$81,586	\$81,586	\$81,586
52	39411 Tools, CNG Equip, Stationary	\$0	\$0	\$0	\$0	\$0	\$0	\$0	\$0	\$0	\$0	\$0	\$0
53	39420 Tools, Shop Equipment	(\$89,794)	\$0	\$0	\$0	\$0	(\$595)	(\$595)	(\$595)	(\$595)	(\$595)	(\$595)	(\$595)
54	39430 Tools, Tools and Other	\$3,986,806	\$10,248	\$105,733	\$105,733	\$566,425	\$482,778	\$1,292,471	\$1,512,190	\$2,557,959	\$3,108,398	\$3,204,459	\$3,357,978
55	39500 Laboratory Equipment, Gas	\$0	\$0	\$0	\$0	\$0	\$0	\$0	\$0	\$0	\$0	\$0	\$0
56	39600 Power Operated Equipment	\$0	\$0	\$0	\$0	\$0	\$0	\$0	\$0	\$9,719	\$9,719	\$9,719	\$9,719
57	39800 Miscellaneous Equipment	(\$56,200)	\$0	\$0	\$0	\$0	\$0	\$0	\$0	\$0	\$0	\$0	\$0
58	TOTAL 2021 Cumulative Net Plant	\$158,552,913	\$10,652,930	\$22,002,006	\$32,169,836	\$51,544,366	\$60,890,325	\$78,420,950	\$93,618,488	\$111,185,184	\$129,775,410	\$150,905,851	\$176,723,383

Columbia Gas of Ohio, Inc.
Capital Expenditures Program
Case No. 22-0621-GA-RDR
Net Plant by Month

Data: 2021 - 12 Months Actual 0 Month Estimate

Schedule CEP-4
Page 4 of 4

Line No.	Total Cumulative Net Plant by Month	2021											
		January	February	March	April	May	June	July	August	September	October	November	December
1	30220 Franchises/Consent, Limited	(\$68)	(\$68)	(\$68)	(\$68)	(\$68)	(\$68)	(\$68)	(\$68)	(\$68)	(\$68)	(\$68)	(\$68)
2	30300 Intangible Ptl, General	\$208,573	\$208,573	\$208,573	\$208,573	\$208,573	\$208,573	\$208,573	\$208,573	\$208,573	\$208,573	\$208,573	\$208,573
3	30330 Intangible Ptl, Misc Software	\$39,790,559	\$42,048,636	\$41,985,518	\$48,851,833	\$46,168,772	\$49,656,386	\$53,045,165	\$55,368,750	\$55,561,643	\$54,579,737	\$58,439,224	\$64,726,740
4	30399 Intangible Ptl, Cloud Computing	\$3,219,467	\$3,566,059	\$3,582,685	\$4,065,626	\$4,069,147	\$6,122,988	\$8,548,355	\$8,647,910	\$10,208,846	\$12,163,495	\$12,288,445	\$13,025,659
5	37420 Land, Other Distribution Sys	(\$39,996)	(\$39,996)	(\$33,270)	(\$33,270)	(\$33,270)	(\$33,270)	(\$33,270)	(\$33,270)	(\$33,270)	(\$33,270)	(\$33,270)	(\$33,270)
6	37440 Land Rgts, Other Distr Sys	\$2,174,797	\$2,174,797	\$2,174,794	\$2,174,712	\$2,174,712	\$2,174,712	\$2,174,712	\$2,208,159	\$2,218,120	\$2,218,120	\$2,218,253	\$2,226,565
7	37450 Rights of Way	\$29,593	\$29,593	\$29,593	\$29,593	\$29,593	\$29,593	\$29,593	\$29,593	\$29,593	\$29,593	\$29,593	\$29,593
8	37520 Str, City Gate Mea & Reg	\$499,994	\$499,994	\$499,994	\$499,994	\$499,994	\$499,994	\$499,994	\$499,994	\$498,497	\$495,309	\$495,309	\$495,309
9	37530 Str, General Mea & Reg	\$0	\$0	\$0	\$0	\$0	\$0	\$0	\$0	\$0	\$0	\$0	\$0
10	37540 Str, Regulating	\$5,628,298	\$5,657,403	\$5,660,608	\$5,660,569	\$5,673,529	\$5,676,128	\$5,675,753	\$5,745,031	\$5,769,446	\$5,782,123	\$5,785,060	\$5,875,393
11	37550 Str, Main Line Industrial M&R	\$222,454	\$222,454	\$222,454	\$222,454	\$222,454	\$222,454	\$222,454	\$222,454	\$222,454	\$222,454	\$222,454	\$222,454
12	37560 Str, Distribtn Industrial M&R	(\$1,729)	(\$1,729)	(\$1,729)	(\$1,729)	(\$1,729)	(\$1,729)	(\$1,729)	(\$1,729)	(\$1,729)	(\$1,729)	(\$1,729)	(\$1,729)
13	37570 Str, Other Distribution Sys	\$2,273,280	\$2,273,280	\$2,273,280	\$2,273,280	\$2,273,280	\$2,273,280	\$2,273,280	\$2,282,177	\$2,282,177	\$2,283,742	\$3,542,449	\$3,709,910
14	37571 Str, Other Dist Sys, Leased	\$7,917,385	\$7,935,288	\$7,935,288	\$7,935,288	\$7,917,369	\$7,917,369	\$7,930,244	\$7,930,244	\$7,977,886	\$8,331,944	\$8,331,933	\$8,695,324
15	37600 Mains	\$318,554,148	\$320,765,184	\$324,127,733	\$329,707,043	\$333,893,003	\$338,674,817	\$341,582,312	\$345,417,442	\$351,001,859	\$356,195,655	\$361,765,051	\$369,723,485
16	37625 Mains Replacement	\$4,301,816	\$4,303,282	\$4,315,631	\$4,315,523	\$4,315,985	\$4,594,002	\$4,708,562	\$4,761,890	\$4,759,778	\$4,946,815	\$4,932,875	\$28,241,696
17	37810 Mea & Reg Sta Eq, General	\$3,691,472	\$3,691,472	\$3,691,472	\$3,691,472	\$3,691,472	\$3,691,472	\$3,691,472	\$3,691,472	\$3,691,472	\$3,691,472	\$3,691,472	\$3,691,472
18	37820 Mea & Reg Sta Eq, Regulating	\$85,008,287	\$86,726,836	\$88,531,516	\$89,915,309	\$93,153,578	\$92,879,352	\$94,148,108	\$98,434,356	\$101,470,380	\$105,198,775	\$109,817,420	\$111,341,848
19	37821 Mea & Reg Sta Eq, Reg FMV	(\$1,813,753)	(\$1,813,753)	(\$1,813,753)	(\$1,813,753)	(\$1,813,753)	(\$1,813,753)	(\$1,813,753)	(\$1,813,753)	(\$1,813,753)	(\$1,813,753)	(\$1,813,753)	(\$1,813,753)
20	37830 Mea & Reg Sta Eq, Local Gas	(\$54,329)	(\$54,329)	(\$64,783)	(\$64,783)	(\$65,383)	(\$65,383)	(\$65,565)	(\$66,146)	(\$79,145)	(\$79,305)	(\$79,255)	(\$81,814)
21	37910 Mea & Reg Sta Eq, City Gate	\$13,996,467	\$14,207,157	\$14,213,012	\$14,153,330	\$14,175,885	\$14,167,129	\$14,230,950	\$14,325,901	\$14,418,267	\$14,488,645	\$14,556,011	\$14,399,666
22	37911 Mea & Reg Sta Eq, Exch Gas	\$102,199	\$102,199	\$102,199	\$102,199	\$102,199	\$102,199	\$102,199	\$102,199	\$102,199	\$102,199	\$102,199	\$102,199
23	37920 Mea & Reg Sta Eq, Main Line	\$567,133	\$567,133	\$567,133	\$566,469	\$566,469	\$566,469	\$565,044	\$565,044	\$564,683	\$564,242	\$563,744	\$397,916
24	38000 Services	\$387,990,969	\$392,033,208	\$397,126,063	\$401,819,788	\$406,354,634	\$411,097,570	\$415,713,997	\$421,258,657	\$427,326,444	\$436,907,990	\$443,385,046	\$452,055,743
25	38012 Riser Replacements	\$146,794	\$146,794	\$146,794	\$146,794	\$146,794	\$146,794	\$146,794	\$146,794	\$146,794	\$146,794	\$146,794	\$146,794
26	38013 Services Replaced aff Risers	\$17,801,535	\$17,801,535	\$17,801,535	\$17,801,535	\$17,801,535	\$17,801,535	\$17,801,535	\$17,801,535	\$17,801,535	\$17,801,535	\$17,801,535	\$17,801,535
27	38025 Services Replaced aff Mains	\$10,335,631	\$10,335,631	\$10,335,631	\$10,335,631	\$10,335,631	\$10,335,631	\$10,335,631	\$10,335,631	\$10,335,631	\$10,335,631	\$10,335,631	\$10,335,631
28	38100 Meters	\$22,318,626	\$22,540,508	\$22,385,660	\$22,740,497	\$22,645,535	\$24,101,121	\$24,153,234	\$24,098,077	\$24,811,744	\$25,114,490	\$25,801,508	\$26,137,003
29	38110 Auto Meter Reading Devices	\$4,798,803	\$4,804,636	\$4,804,636	\$4,804,636	\$4,804,636	\$4,804,636	\$4,804,636	\$4,804,636	\$4,804,636	\$4,804,636	\$4,804,636	\$4,804,636
30	38200 Meter Installations	(\$2,593,156)	(\$2,593,178)	(\$2,593,178)	(\$3,087,774)	(\$3,088,061)	(\$3,153,583)	(\$3,160,740)	(\$3,168,562)	(\$3,125,929)	(\$4,008,357)	(\$3,961,489)	(\$2,165,777)
31	38300 House Regulators	\$15,123,040	\$15,323,443	\$15,478,386	\$15,605,434	\$15,707,052	\$15,805,593	\$15,959,547	\$16,121,293	\$16,329,680	\$16,546,033	\$16,887,319	\$15,662,089
32	38400 House Regulator Installation	(\$4,390,881)	(\$4,390,881)	(\$4,390,881)	(\$4,390,881)	(\$4,390,881)	(\$4,390,881)	(\$4,390,881)	(\$4,390,881)	(\$4,390,881)	(\$4,390,881)	(\$4,390,881)	(\$4,390,881)
33	38500 Industrial Mea & Reg Sta Eq	\$4,071,039	\$4,061,789	\$3,967,721	\$3,956,397	\$3,957,519	\$3,946,613	\$3,956,138	\$3,945,634	\$3,947,661	\$3,953,687	\$4,092,499	\$4,187,789
34	38710 Other Equipment	\$11,476	\$11,476	\$11,476	\$11,476	\$11,476	\$11,476	\$11,476	\$11,476	\$11,476	\$11,476	\$11,476	\$11,476
35	38720 Other Equip, Odorization	\$23,223	\$23,223	\$23,223	\$23,223	\$23,223	\$23,223	\$23,223	\$23,223	\$23,223	\$23,223	\$23,223	\$23,223
36	38741 Other Equip, Telephone	\$113,304	\$113,304	\$113,304	\$113,304	\$113,304	\$113,304	\$113,304	\$113,304	\$113,304	\$113,304	\$113,304	\$113,304
37	38742 Other Equip, Radio	(\$16,441)	(\$17,090)	(\$22,446)	(\$22,446)	(\$31,245)	(\$31,245)	(\$31,245)	(\$31,245)	(\$31,707)	(\$31,707)	(\$31,707)	(\$32,315)
38	38744 Other Equip, Oth Communicatn	\$16,322	\$16,322	\$15,325	\$15,325	\$14,329	\$13,332	\$7,985	\$7,444	\$6,911	\$6,911	(\$756)	(\$20,015)
39	38745 Other Equip, Telemetering	\$13,710,822	\$13,720,637	\$13,766,468	\$13,799,128	\$13,923,396	\$13,975,486	\$13,967,889	\$14,053,076	\$14,080,364	\$14,330,326	\$14,472,718	\$14,620,142
40	38746 Other Equip, Customr Info Srv	(\$11,770)	(\$11,770)	(\$11,770)	(\$11,770)	(\$11,770)	(\$11,770)	(\$25,994)	(\$25,994)	(\$25,994)	(\$25,994)	(\$25,994)	(\$25,994)
41	38910 Land	(\$1,267,705)	(\$1,267,705)	(\$1,267,705)	(\$1,267,705)	(\$1,267,705)	(\$1,267,705)	(\$1,267,705)	(\$1,267,705)	(\$1,267,705)	(\$1,267,705)	(\$1,267,705)	(\$1,267,705)
42	39021 Str, Gen Off, Impv Leased Prp	(\$8,231,318)	(\$8,231,318)	(\$8,231,318)	(\$8,231,318)	(\$8,231,318)	(\$8,231,318)	(\$8,231,318)	(\$8,231,318)	(\$8,231,318)	(\$8,231,318)	(\$8,231,318)	(\$8,231,318)
43	39071 Str, Arena Off, Impv Leas Prp	\$15,144,126	\$15,144,126	\$15,144,126	\$15,144,126	\$15,144,126	\$15,144,126	\$15,144,126	\$15,144,126	\$15,144,126	\$15,144,126	\$15,144,126	\$15,144,126
44	39110 OF&E, Unspecified	\$10,574,588	\$10,574,588	\$10,574,588	\$10,540,701	\$10,540,701	\$10,540,701	\$10,540,701	\$10,540,701	\$10,651,175	\$10,651,175	\$10,735,885	\$10,736,332
45	39111 OF&E, Data Handling Equip	(\$112,741)	(\$112,741)	(\$112,741)	(\$112,741)	(\$112,741)	(\$112,741)	(\$112,741)	(\$112,741)	(\$112,741)	(\$112,741)	(\$112,741)	(\$112,741)
46	39112 OF&E, Information Systems	\$1,607,891	\$1,607,891	\$1,598,924	\$1,600,674	\$1,599,759	\$1,599,759	\$1,599,759	\$1,599,759	\$1,599,759	\$1,072,395	\$802,735	\$802,735
47	39120 OF&E, Air-Conditioning Equip	(\$12,793)	(\$12,793)	(\$12,793)	(\$12,793)	(\$12,793)	(\$12,793)	(\$12,793)	(\$12,793)	(\$12,793)	(\$12,793)	(\$12,793)	(\$12,793)
48	39220 Trans Eq, Trailers > \$1,000	(\$613,091)	(\$613,091)	(\$613,091)	(\$613,091)	(\$613,091)	(\$613,091)	(\$613,091)	(\$613,091)	(\$613,091)	(\$613,091)	(\$613,091)	(\$613,091)
49	39221 Trans Eq, Trailers \$1000 or <	(\$5,814)	(\$5,814)	(\$5,814)	(\$5,814)	(\$5,814)	(\$5,814)	(\$5,814)	(\$5,814)	(\$5,814)	(\$5,814)	(\$5,814)	(\$5,814)
50	39300 Stores Equipment	(\$145,978)	(\$155,543)	(\$155,543)	(\$155,543)	(\$155,543)	(\$155,543)	(\$155,543)	(\$155,543)	(\$155,543)	(\$155,543)	(\$155,543)	(\$155,543)
51	39410 Tools, Garage & Service Eq	(\$358,053)	(\$358,545)	(\$358,545)	(\$366,702)	(\$370,831)	(\$271,928)	(\$276,468)	(\$276,468)	(\$276,468)	(\$276,468)	(\$276,468)	(\$276,468)
52	39411 Tools, CNG Equip, Stationary	(\$0)	(\$0)	(\$0)	(\$0)	(\$0)	(\$0)	(\$0)	(\$0)	(\$0)	(\$0)	(\$0)	(\$0)
53	39420 Tools, Shop Equipment	(\$246,496)	(\$246,496)	(\$246,496)	(\$246,496)	(\$247,091)	(\$247,091)	(\$247,091)	(\$247,091)	(\$247,091)	(\$247,091)	(\$247,091)	(\$247,091)
54	39430 Tools, Tools and Other	\$16,552,390	\$16,647,874	\$16,647,874	\$17,108,566	\$17,024,920	\$17,834,613	\$18,054,332	\$19,100,101	\$19,650,539	\$19,746,601	\$19,900,119	\$22,380,592
55	39500 Laboratory Equipment, Gas	(\$111,066)	(\$111,066)	(\$111,066)	(\$111,066)	(\$111,066)	(\$111,066)	(\$111,066)	(\$111,066)	(\$111,066)	(\$111,066)	(\$111,066)	(\$111,066)
56	39600 Power Operated Equipment	(\$2,472,699)	(\$2,472,699)	(\$2,472,699)	(\$2,472,699)	(\$2,472,699)	(\$2,472,699)	(\$2,472,699)	(\$2,462,980)	(\$2,462,980)	(\$2,462,980)	(\$2,462,980)	(\$2,462,980)
57	39800 Miscellaneous Equipment	(\$967,586)	(\$967,586)	(\$967,586)	(\$967,586)	(\$967,586)	(\$967,586)	(\$967,586)	(\$967,586)	(\$967,586)	(\$967,586)	(\$967,586)	(\$967,586)
58	TOTAL Cumulative Net Plant	\$985,059,039	\$998,408,115	\$1,006,575,945	\$1,025,950,476	\$1,035,296,435	\$1,052,827,060	\$1,068,022,597	\$1,085,591,294	\$1,104,181,519	\$1,125,311,960	\$1,151,129,493	\$1,206,122,218

**Columbia Gas of Ohio, Inc.
Capital Expenditures Program
Case No. 22-0621-GA-RDR
Provision for Depreciation (Gross Plant)**

Data: 2021 - 12 Months Actual 0 Month Estimate

Schedule CEP-5
Page 1 of 3

No.	Description	2011	2012	2013	2014	2015	2016	2017	2018	2019	2020	2021	Total	
1	CEP Depreciation Reserve	\$94,993	\$2,100,810	\$4,364,828	\$9,623,092	\$15,905,868	\$20,480,828	\$24,707,754	\$30,907,613	\$36,541,062	\$43,890,303	\$53,690,657	\$242,307,808	
2021 DEPRECIATION EXPENSE ON PRIOR YEARS' INVESTMENT		January	February	March	April	May	June	July	August	September	October	November	December	Total
2	2020 30220 Franchises/Consent, Limited	\$0	\$0	\$0	\$0	\$0	\$0	\$0	\$0	\$0	\$0	\$0	\$0	\$0
3	2020 30300 Intangible PIt, General	\$0	\$0	\$0	\$0	\$0	\$0	\$0	\$0	\$0	\$0	\$0	\$0	\$0
4	2020 30330 Intangible PIt, Misc Software	\$1,279,066	\$1,279,066	\$1,279,066	\$1,279,066	\$1,279,066	\$1,279,066	\$1,279,066	\$1,279,066	\$1,279,066	\$1,279,066	\$1,279,066	\$1,279,066	\$15,348,794
5	2020 30399 Intangible PIt, Cloud Computing	\$53,658	\$53,658	\$53,658	\$53,658	\$53,658	\$53,658	\$53,658	\$53,658	\$53,658	\$53,658	\$53,658	\$53,658	\$643,893
6	2020 37420 Land, Other Distribution Sys	\$0	\$0	\$0	\$0	\$0	\$0	\$0	\$0	\$0	\$0	\$0	\$0	\$0
7	2020 37440 Land Rgts, Other Distr Sys	\$0	\$0	\$0	\$0	\$0	\$0	\$0	\$0	\$0	\$0	\$0	\$0	\$0
8	2020 37450 Rights of Way	\$0	\$0	\$0	\$0	\$0	\$0	\$0	\$0	\$0	\$0	\$0	\$0	\$0
9	2020 37520 Str, City Gate Mea & Reg	\$1,235	\$1,235	\$1,235	\$1,235	\$1,235	\$1,235	\$1,235	\$1,235	\$1,235	\$1,235	\$1,235	\$1,235	\$14,818
10	2020 37530 Str, General Mea & Reg	\$0	\$0	\$0	\$0	\$0	\$0	\$0	\$0	\$0	\$0	\$0	\$0	\$0
11	2020 37540 Str, Regulating	\$14,094	\$14,094	\$14,094	\$14,094	\$14,094	\$14,094	\$14,094	\$14,094	\$14,094	\$14,094	\$14,094	\$14,094	\$169,128
12	2020 37550 Str, Main Line Industrial M&R	\$695	\$695	\$695	\$695	\$695	\$695	\$695	\$695	\$695	\$695	\$695	\$695	\$8,342
13	2020 37560 Str, Distribtn Industrial M&R	\$0	\$0	\$0	\$0	\$0	\$0	\$0	\$0	\$0	\$0	\$0	\$0	\$0
14	2020 37570 Str, Other Distribution Sys	\$9,720	\$9,720	\$9,720	\$9,720	\$9,720	\$9,720	\$9,720	\$9,720	\$9,720	\$9,720	\$9,720	\$9,720	\$116,640
15	2020 37571 Str, Other Dist Sys, Leased	\$0	\$0	\$0	\$0	\$0	\$0	\$0	\$0	\$0	\$0	\$0	\$0	\$0
16	2020 37600 Mains	\$539,485	\$539,485	\$539,485	\$539,485	\$539,485	\$539,485	\$539,485	\$539,485	\$539,485	\$539,485	\$539,485	\$539,485	\$6,473,824
17	2020 37625 Mains Replacement	\$1,969	\$1,969	\$1,969	\$1,969	\$1,969	\$1,969	\$1,969	\$1,969	\$1,969	\$1,969	\$1,969	\$1,969	\$23,632
18	2020 37810 Mea & Reg Sta Eq, General	\$9,327	\$9,327	\$9,327	\$9,327	\$9,327	\$9,327	\$9,327	\$9,327	\$9,327	\$9,327	\$9,327	\$9,327	\$111,930
19	2020 37820 Mea & Reg Sta Eq, Regulating	\$233,331	\$233,331	\$233,331	\$233,331	\$233,331	\$233,331	\$233,331	\$233,331	\$233,331	\$233,331	\$233,331	\$233,331	\$2,799,973
20	2020 37821 Mea & Reg Sta Eq, Reg FMV	(\$4,565)	(\$4,565)	(\$4,565)	(\$4,565)	(\$4,565)	(\$4,565)	(\$4,565)	(\$4,565)	(\$4,565)	(\$4,565)	(\$4,565)	(\$4,565)	(\$54,775)
21	2020 37830 Mea & Reg Sta Eq, Local Gas	(\$0)	(\$0)	(\$0)	(\$0)	(\$0)	(\$0)	(\$0)	(\$0)	(\$0)	(\$0)	(\$0)	(\$0)	\$0
22	2020 37910 Mea & Reg Sta Eq, City Gate	\$42,051	\$42,051	\$42,051	\$42,051	\$42,051	\$42,051	\$42,051	\$42,051	\$42,051	\$42,051	\$42,051	\$42,051	\$504,608
23	2020 37911 Mea & Reg Sta Eq, Exch Gas	(\$229)	(\$229)	(\$229)	(\$229)	(\$229)	(\$229)	(\$229)	(\$229)	(\$229)	(\$229)	(\$229)	(\$229)	\$2,749
24	2020 37920 Mea & Reg Sta Eq, Main Line	\$2,213	\$2,213	\$2,213	\$2,213	\$2,213	\$2,213	\$2,213	\$2,213	\$2,213	\$2,213	\$2,213	\$2,213	\$26,553
25	2020 38000 Services	\$1,131,037	\$1,131,037	\$1,131,037	\$1,131,037	\$1,131,037	\$1,131,037	\$1,131,037	\$1,131,037	\$1,131,037	\$1,131,037	\$1,131,037	\$1,131,037	\$13,572,450
26	2020 38012 Riser Replacements	\$391	\$391	\$391	\$391	\$391	\$391	\$391	\$391	\$391	\$391	\$391	\$391	\$4,697
27	2020 38013 Services Replaced aff Risers	\$47,572	\$47,572	\$47,572	\$47,572	\$47,572	\$47,572	\$47,572	\$47,572	\$47,572	\$47,572	\$47,572	\$47,572	\$570,855
28	2020 38025 Services Replaced aff Mains	\$3,776	\$3,776	\$3,776	\$3,776	\$3,776	\$3,776	\$3,776	\$3,776	\$3,776	\$3,776	\$3,776	\$3,776	\$45,310
29	2020 38100 Meters	\$63,651	\$63,651	\$63,651	\$63,651	\$63,651	\$63,651	\$63,651	\$63,651	\$63,651	\$63,651	\$63,651	\$63,651	\$763,818
30	2020 38110 Auto Meter Reading Devices	\$26,581	\$26,581	\$26,581	\$26,581	\$26,581	\$26,581	\$26,581	\$26,581	\$26,581	\$26,581	\$26,581	\$26,581	\$318,976
31	2020 38200 Meter Installations	\$5,846	\$5,846	\$5,846	\$5,846	\$5,846	\$5,846	\$5,846	\$5,846	\$5,846	\$5,846	\$5,846	\$5,846	\$70,156
32	2020 38300 House Regulators	\$46,590	\$46,590	\$46,590	\$46,590	\$46,590	\$46,590	\$46,590	\$46,590	\$46,590	\$46,590	\$46,590	\$46,590	\$559,081
33	2020 38400 House Regulator Installation	\$0	\$0	\$0	\$0	\$0	\$0	\$0	\$0	\$0	\$0	\$0	\$0	\$0
34	2020 38500 Industrial Mea & Reg Sta Eq	\$18,875	\$18,875	\$18,875	\$18,875	\$18,875	\$18,875	\$18,875	\$18,875	\$18,875	\$18,875	\$18,875	\$18,875	\$226,501
35	2020 38710 Other Equipment	\$61	\$61	\$61	\$61	\$61	\$61	\$61	\$61	\$61	\$61	\$61	\$61	\$730
36	2020 38720 Other Equipment, Odorization	\$0	\$0	\$0	\$0	\$0	\$0	\$0	\$0	\$0	\$0	\$0	\$0	\$5
37	2020 38741 Other Equip, Telephone	\$491	\$491	\$491	\$491	\$491	\$491	\$491	\$491	\$491	\$491	\$491	\$491	\$5,897
38	2020 38742 Other Equip, Radio	\$347	\$347	\$347	\$347	\$347	\$347	\$347	\$347	\$347	\$347	\$347	\$347	\$4,162
39	2020 38744 Other Equip, Oth Communicatn	\$328	\$328	\$328	\$328	\$328	\$328	\$328	\$328	\$328	\$328	\$328	\$328	\$3,936
40	2020 38745 Other Equip, Telemetering	\$53,644	\$53,644	\$53,644	\$53,644	\$53,644	\$53,644	\$53,644	\$53,644	\$53,644	\$53,644	\$53,644	\$53,644	\$643,733
41	2020 38746 Other Equip, Custmr Info Srv	\$0	\$0	\$0	\$0	\$0	\$0	\$0	\$0	\$0	\$0	\$0	\$0	\$0
42	2020 38910 Land	\$0	\$0	\$0	\$0	\$0	\$0	\$0	\$0	\$0	\$0	\$0	\$0	\$0
43	2020 39021 Str, Gen Off, Impv Leased Prp	\$9,100	\$9,100	\$9,100	\$9,100	\$9,100	\$9,100	\$9,100	\$9,100	\$9,100	\$9,100	\$9,100	\$9,100	\$109,197
44	2020 39071 Str, Arena Off, Impv Leas Prp	\$78,876	\$78,876	\$78,876	\$78,876	\$78,876	\$78,876	\$78,876	\$78,876	\$78,876	\$78,876	\$78,876	\$78,876	\$946,508
45	2020 39110 OF&E, Unspecified	\$68,222	\$68,222	\$68,222	\$68,222	\$68,222	\$68,222	\$68,222	\$68,222	\$68,222	\$68,222	\$68,222	\$68,222	\$818,664
46	2020 39111 OF&E, Data Handling Equip	\$26,457	\$26,457	\$26,457	\$26,457	\$26,457	\$26,457	\$26,457	\$26,457	\$26,457	\$26,457	\$26,457	\$26,457	\$317,481
47	2020 39112 OF&E, Information Systems	\$146,293	\$146,293	\$146,293	\$146,293	\$146,293	\$146,293	\$146,293	\$146,293	\$146,293	\$146,293	\$146,293	\$146,293	\$1,755,217
48	2020 39120 OF&E, Air-Conditioning Equip	\$0	\$0	\$0	\$0	\$0	\$0	\$0	\$0	\$0	\$0	\$0	\$0	\$0
49	2020 39220 Trans Eq, Trailers > \$1,000	\$325	\$325	\$325	\$325	\$325	\$325	\$325	\$325	\$325	\$325	\$325	\$325	\$3,902
50	2020 39221 Trans Eq, Trailers \$1000 or <	\$0	\$0	\$0	\$0	\$0	\$0	\$0	\$0	\$0	\$0	\$0	\$0	\$0
51	2020 39300 Stores Equipment	\$0	\$0	\$0	\$0	\$0	\$0	\$0	\$0	\$0	\$0	\$0	\$0	\$0
52	2020 39410 Tools, Garage & Service Eq	\$87	\$87	\$87	\$87	\$87	\$87	\$87	\$87	\$87	\$87	\$87	\$87	\$1,041
53	2020 39411 Tools, CNG Equip, Stationary	\$0	\$0	\$0	\$0	\$0	\$0	\$0	\$0	\$0	\$0	\$0	\$0	\$0
54	2020 39420 Tools, Shop Equipment	\$31	\$31	\$31	\$31	\$31	\$31	\$31	\$31	\$31	\$31	\$31	\$31	\$369
55	2020 39430 Tools, Tools and Other	\$70,983	\$70,983	\$70,983	\$70,983	\$70,983	\$70,983	\$70,983	\$70,983	\$70,983	\$70,983	\$70,983	\$70,983	\$851,791
56	2020 39500 Laboratory Equipment, Gas	\$0	\$0	\$0	\$0	\$0	\$0	\$0	\$0	\$0	\$0	\$0	\$0	\$0
57	2020 39600 Power Operated Equipment	\$910	\$910	\$910	\$910	\$910	\$910	\$910	\$910	\$910	\$910	\$910	\$910	\$10,916
58	2020 39800 Miscellaneous Equipment	\$244	\$244	\$244	\$244	\$244	\$244	\$244	\$244	\$244	\$244	\$244	\$244	\$2,925
59	Total Provision for Depreciation	\$3,982,769	\$3,982,769	\$3,982,769	\$3,982,769	\$3,982,769	\$3,982,769	\$3,982,769	\$3,982,769	\$3,982,769	\$3,982,769	\$3,982,769	\$3,982,769	\$47,793,231

Columbia Gas of Ohio, Inc.
Capital Expenditures Program
Case No. 22-0621-GA-RDR
Provision for Depreciation (Gross Plant)

Data: 2021 - 12 Months Actual 0 Month Estimate

Schedule CEP-5
Page 2 of 3

Line No.		2021 DEPRECIATION EXPENSE ON CURRENT YEARS' INVESTMENT												Total
		January	February	March	April	May	June	July	August	September	October	November	December	
1	2021 30220 Franchises/Consent, Limited	\$0	\$0	\$0	\$0	\$0	\$0	\$0	\$0	\$0	\$0	\$0	\$0	\$0
2	2021 30300 Intangible PIt, General	\$0	\$0	\$0	\$0	\$0	\$0	\$0	\$0	\$0	\$0	\$0	\$0	\$0
3	2021 30330 Intangible PIt, Misc Software	\$1,973	\$25,756	\$50,419	\$115,160	\$178,738	\$211,740	\$271,760	\$324,396	\$350,132	\$353,297	\$389,178	\$481,241	\$2,753,791
4	2021 30399 Intangible PIt, Cloud Computing	\$0	\$2,888	\$5,915	\$10,078	\$14,132	\$31,277	\$68,603	\$89,644	\$103,482	\$132,778	\$150,108	\$157,293	\$766,200
5	2021 37420 Land, Other Distribution Sys	\$0	\$0	\$0	\$0	\$0	\$0	\$0	\$0	\$0	\$0	\$0	\$0	\$0
6	2021 37440 Land Rgts, Other Distr Sys	\$0	\$0	\$0	\$0	\$0	\$0	\$0	\$0	\$0	\$0	\$0	\$0	\$0
7	2021 37450 Rights of Way	\$0	\$0	\$0	\$0	\$0	\$0	\$0	\$0	\$0	\$0	\$0	\$0	\$0
8	2021 37520 Str, City Gate Mea & Reg	\$0	\$0	\$0	\$0	\$0	\$0	\$0	\$0	\$0	\$0	\$0	\$0	\$0
9	2021 37530 Str, General Mea & Reg	\$0	\$0	\$0	\$0	\$0	\$0	\$0	\$0	\$0	\$0	\$0	\$0	\$0
10	2021 37540 Str, Regulating	\$1	\$38	\$78	\$82	\$98	\$117	\$121	\$202	\$312	\$355	\$413	\$643	\$2,459
11	2021 37550 Str, Main Line Industrial M&R	\$0	\$0	\$0	\$0	\$0	\$0	\$0	\$0	\$0	\$0	\$0	\$0	\$0
12	2021 37560 Str, Distribtn Industrial M&R	\$0	\$0	\$0	\$0	\$0	\$0	\$0	\$0	\$0	\$0	\$0	\$0	\$0
13	2021 37570 Str, Other Distribution Sys	\$0	\$0	\$0	\$0	\$0	\$0	\$0	\$1	\$11	\$22	\$1,445	\$3,055	\$4,534
14	2021 37571 Str, Other Dist Sys, Leased	\$0	\$0	\$0	\$0	\$0	\$0	\$0	\$0	\$0	\$0	\$0	\$0	\$0
15	2021 37600 Mains	\$2,836	\$7,593	\$12,364	\$19,842	\$27,729	\$34,793	\$41,175	\$46,919	\$55,115	\$64,368	\$73,024	\$84,554	\$470,312
16	2021 37625 Mains Replacement	\$54	\$108	\$119	\$131	\$133	\$349	\$663	\$821	\$913	\$1,112	\$1,268	\$19,439	\$25,108
17	2021 37810 Mea & Reg Sta Eq, General	\$0	\$0	\$0	\$0	\$0	\$0	\$0	\$0	\$0	\$0	\$0	\$0	\$0
18	2021 37820 Mea & Reg Sta Eq, Regulating	\$2,211	\$6,837	\$11,791	\$16,293	\$22,734	\$26,919	\$28,360	\$35,886	\$46,059	\$55,820	\$67,480	\$76,397	\$396,786
19	2021 37821 Mea & Reg Sta Eq, Reg FMV	\$0	\$0	\$0	\$0	\$0	\$0	\$0	\$0	\$0	\$0	\$0	\$0	\$0
20	2021 37830 Mea & Reg Sta Eq, Local Gas	\$0	\$0	\$0	\$0	\$0	\$0	\$0	\$0	\$0	\$0	\$0	\$0	\$0
21	2021 37910 Mea & Reg Sta Eq, City Gate	\$46	\$431	\$803	\$848	\$901	\$940	\$1,080	\$1,382	\$1,683	\$1,931	\$2,151	\$2,284	\$14,479
22	2021 37911 Mea & Reg Sta Eq, Exch Gas	\$0	\$0	\$0	\$0	\$0	\$0	\$0	\$0	\$0	\$0	\$0	\$0	\$0
23	2021 37920 Mea & Reg Sta Eq, Main Line	\$0	\$0	\$0	\$0	\$0	\$0	\$0	\$0	\$0	\$0	\$0	\$0	\$0
24	2021 38000 Services	\$7,348	\$20,185	\$32,565	\$46,073	\$59,133	\$72,250	\$85,559	\$100,000	\$116,127	\$136,173	\$157,784	\$179,482	\$1,012,679
25	2021 38012 Riser Replacements	\$0	\$0	\$0	\$0	\$22	\$80	\$123	\$129	\$129	\$129	\$129	\$130	\$870
26	2021 38013 Services Replaced aff Risers	\$0	\$0	\$0	\$0	\$0	\$0	\$0	\$0	\$0	\$1,691	\$6,763	\$13,637	\$22,092
27	2021 38025 Services Replaced aff Mains	\$0	\$0	\$0	\$0	\$0	\$0	\$0	\$0	\$0	\$0	\$0	\$0	\$0
28	2021 38100 Meters	\$113	\$437	\$665	\$1,149	\$1,617	\$3,089	\$4,665	\$4,768	\$5,519	\$6,600	\$7,621	\$8,719	\$44,961
29	2021 38110 Auto Meter Reading Devices	\$0	\$16	\$32	\$32	\$32	\$32	\$32	\$32	\$947	\$1,861	\$1,861	\$1,861	\$6,740
30	2021 38200 Meter Installations	\$0	\$0	\$0	\$0	\$0	\$0	\$0	\$0	\$42	(\$720)	(\$1,472)	\$218	(\$1,932)
31	2021 38300 House Regulators	\$333	\$966	\$1,497	\$1,919	\$2,263	\$2,565	\$2,945	\$3,417	\$3,968	\$4,602	\$5,451	\$4,154	\$34,080
32	2021 38400 House Regulator Installation	\$0	\$0	\$0	\$0	\$0	\$0	\$0	\$0	\$0	\$0	\$0	\$0	\$0
33	2021 38500 Industrial Mea & Reg Sta Eq	\$8	\$15	(\$98)	(\$181)	(\$148)	(\$137)	(\$105)	(\$75)	(\$38)	\$38	\$434	\$1,028	\$739
34	2021 38710 Other Equipment	\$0	\$0	\$0	\$0	\$0	\$0	\$0	\$0	\$0	\$0	\$0	\$0	\$0
35	2021 38720 Other Equip, Odorization	\$0	\$0	\$0	\$0	\$0	\$0	\$0	\$0	\$0	\$0	\$0	\$0	\$0
36	2021 38741 Other Equip, Telephone	\$0	\$0	\$0	\$0	\$0	\$0	\$0	\$0	\$0	\$0	\$0	\$0	\$0
37	2021 38742 Other Equip, Radio	\$0	\$0	\$0	\$0	\$0	\$0	\$0	\$0	\$0	\$0	\$0	\$0	\$0
38	2021 38744 Other Equip, Oth Communicatn	\$0	\$0	\$0	\$0	\$0	\$0	\$0	\$0	\$0	\$0	\$0	\$0	\$0
39	2021 38745 Other Equip, Telemetering	\$59	\$136	\$247	\$435	\$805	\$1,203	\$1,331	\$1,550	\$1,846	\$2,444	\$3,239	\$3,961	\$17,256
40	2021 38746 Other Equip, Customr Info Srv	\$0	\$0	\$0	\$0	\$0	\$0	\$0	\$0	\$0	\$0	\$0	\$0	\$0
41	2021 38910 Land	\$0	\$0	\$0	\$0	\$0	\$0	\$0	\$0	\$0	\$0	\$0	\$0	\$0
42	2021 39021 Str, Gen Off, Impv Leased Prp	\$0	\$0	\$0	\$0	\$0	\$0	\$0	\$0	\$0	\$0	\$0	\$0	\$0
43	2021 39071 Str, Arena Off, Impv Leas Prp	\$0	\$0	\$0	\$0	\$0	\$0	\$0	\$0	\$0	\$0	\$0	\$0	\$0
44	2021 39110 OF&E, Unspecified	\$0	\$0	\$0	\$0	\$0	\$0	\$0	\$0	\$230	\$460	\$637	\$814	\$2,141
45	2021 39111 OF&E, Data Handling Equip	\$0	\$0	\$0	\$0	\$0	\$0	\$0	\$0	\$0	\$0	\$0	\$0	\$0
46	2021 39112 OF&E, Information Systems	\$10,701	\$21,402	\$21,327	\$21,267	\$21,274	\$21,267	\$21,267	\$21,267	\$21,267	\$21,267	\$21,281	\$21,295	\$244,881
47	2021 39120 OF&E, Air-Conditioning Equip	\$0	\$0	\$0	\$0	\$0	\$0	\$0	\$0	\$0	\$0	\$0	\$0	\$0
48	2021 39220 Trans Eq, Trailers > \$1,000	\$0	\$0	\$0	\$0	\$0	\$0	\$0	\$0	\$0	\$0	\$0	\$0	\$0
49	2021 39221 Trans Eq, Trailers \$1000 or <	\$0	\$0	\$0	\$0	\$0	\$0	\$0	\$0	\$0	\$0	\$0	\$0	\$0
50	2021 39300 Stores Equipment	\$0	\$0	\$0	\$0	\$0	\$0	\$0	\$0	\$0	\$0	\$0	\$0	\$0
51	2021 39410 Tools, Garage & Service Eq	\$0	\$0	\$0	\$0	\$0	\$165	\$330	\$330	\$330	\$330	\$330	\$330	\$2,143
52	2021 39411 Tools, CNG Equip, Stationary	\$0	\$0	\$0	\$0	\$0	\$0	\$0	\$0	\$0	\$0	\$0	\$0	\$0
53	2021 39420 Tools, Shop Equipment	\$0	\$0	\$0	\$0	\$0	\$0	\$0	\$0	\$0	\$0	\$0	\$0	\$0
54	2021 39430 Tools, Tools and Other	\$17	\$232	\$430	\$1,652	\$2,875	\$4,255	\$6,026	\$8,196	\$10,916	\$12,153	\$12,819	\$17,322	\$76,894
55	2021 39500 Laboratory Equipment, Gas	\$0	\$0	\$0	\$0	\$0	\$0	\$0	\$0	\$0	\$0	\$0	\$0	\$0
56	2021 39600 Power Operated Equipment	\$0	\$0	\$0	\$0	\$0	\$0	\$0	\$24	\$47	\$47	\$47	\$47	\$212
57	2021 39800 Miscellaneous Equipment	\$0	\$0	\$0	\$0	\$0	\$0	\$0	\$0	\$0	\$0	\$0	\$0	\$0
58	Total Provision for Depreciation	\$25,700	\$87,041	\$138,153	\$234,781	\$332,337	\$410,904	\$533,932	\$638,891	\$719,036	\$796,758	\$901,991	\$1,077,903	\$5,897,426

Columbia Gas of Ohio, Inc.
Capital Expenditures Program
Case No. 22-0621-GA-RDR
Provision for Depreciation (Gross Plant)

Data: 2021 - 12 Months Actual 0 Month Estimate

Schedule CEP-5
Page 3 of 3

Line No.	TOTAL ACCUMULATED DEPRECIATION	Beginning Balance	January	February	March	April	May	June	July	August	September	October	November	December	Ending Balance
1	30220 Franchises/Consent, Limited	\$0	\$0	\$0	\$0	\$0	\$0	\$0	\$0	\$0	\$0	\$0	\$0	\$0	\$0
2	30300 Intangible PIt, General	\$0	\$0	\$0	\$0	\$0	\$0	\$0	\$0	\$0	\$0	\$0	\$0	\$0	\$0
3	30330 Intangible PIt, Misc Software	\$64,820,794	\$1,281,040	\$1,304,822	\$1,329,486	\$1,394,226	\$1,457,805	\$1,490,806	\$1,550,826	\$1,603,462	\$1,629,198	\$1,632,363	\$1,668,245	\$1,760,308	\$82,923,380
4	30399 Intangible PIt, Cloud Computing	\$468,559	\$53,658	\$56,546	\$59,573	\$63,736	\$67,790	\$84,934	\$122,261	\$143,302	\$157,140	\$186,436	\$203,766	\$210,951	\$1,878,652
5	37420 Land, Other Distribution Sys	\$40	\$0	\$0	\$0	\$0	\$0	\$0	\$0	\$0	\$0	\$0	\$0	\$0	\$40
6	37440 Land Rgts, Other Distr Sys	\$55,137	\$0	\$0	\$0	\$0	\$0	\$0	\$0	\$0	\$0	\$0	\$0	\$0	\$55,137
7	37450 Rights of Way	\$4,925	\$0	\$0	\$0	\$0	\$0	\$0	\$0	\$0	\$0	\$0	\$0	\$0	\$4,925
8	37520 Str, City Gate Mea & Reg	\$65,550	\$1,235	\$1,235	\$1,235	\$1,235	\$1,235	\$1,235	\$1,235	\$1,235	\$1,235	\$1,235	\$1,235	\$1,235	\$80,367
9	37530 Str, General Mea & Reg	\$0	\$0	\$0	\$0	\$0	\$0	\$0	\$0	\$0	\$0	\$0	\$0	\$0	\$0
10	37540 Str, Regulating	\$640,206	\$14,095	\$14,132	\$14,172	\$14,176	\$14,192	\$14,211	\$14,215	\$14,296	\$14,406	\$14,449	\$14,507	\$14,737	\$811,793
11	37550 Str, Main Line Industrial M&R	\$36,746	\$695	\$695	\$695	\$695	\$695	\$695	\$695	\$695	\$695	\$695	\$695	\$695	\$45,088
12	37560 Str, Distribtn Industrial M&R	\$0	\$0	\$0	\$0	\$0	\$0	\$0	\$0	\$0	\$0	\$0	\$0	\$0	\$0
13	37570 Str, Other Distribution Sys	\$660,986	\$9,720	\$9,720	\$9,720	\$9,720	\$9,720	\$9,720	\$9,720	\$9,721	\$9,731	\$9,742	\$11,165	\$12,775	\$782,161
14	37571 Str, Other Dist Sys, Leased	\$0	\$0	\$0	\$0	\$0	\$0	\$0	\$0	\$0	\$0	\$0	\$0	\$0	\$0
15	37600 Mains	\$24,723,434	\$542,321	\$547,078	\$551,850	\$559,327	\$567,214	\$574,278	\$580,660	\$586,405	\$594,600	\$603,853	\$612,510	\$624,039	\$31,667,570
16	37625 Mains Replacement	\$32,404	\$2,023	\$2,078	\$2,088	\$2,100	\$2,102	\$2,318	\$2,632	\$2,790	\$2,882	\$3,081	\$3,237	\$3,408	\$81,144
17	37810 Mea & Reg Sta Eq, General	\$508,162	\$9,327	\$9,327	\$9,327	\$9,327	\$9,327	\$9,327	\$9,327	\$9,327	\$9,327	\$9,327	\$9,327	\$9,327	\$620,091
18	37820 Mea & Reg Sta Eq, Regulating	\$7,410,490	\$235,542	\$240,168	\$245,122	\$249,624	\$256,065	\$260,250	\$261,691	\$269,217	\$279,390	\$289,151	\$300,811	\$309,728	\$10,607,249
19	37821 Mea & Reg Sta Eq, Reg FMV	(\$253,525)	(\$4,565)	(\$4,565)	(\$4,565)	(\$4,565)	(\$4,565)	(\$4,565)	(\$4,565)	(\$4,565)	(\$4,565)	(\$4,565)	(\$4,565)	(\$4,565)	(\$308,300)
20	37830 Mea & Reg Sta Eq, Local Gas	(\$1)	(\$0)	(\$0)	(\$0)	(\$0)	(\$0)	(\$0)	(\$0)	(\$0)	(\$0)	(\$0)	(\$0)	(\$0)	(\$1)
21	37910 Mea & Reg Sta Eq, City Gate	\$2,218,666	\$42,096	\$42,481	\$42,853	\$42,899	\$42,952	\$42,991	\$43,130	\$43,433	\$43,734	\$43,981	\$44,201	\$44,335	\$2,737,753
22	37911 Mea & Reg Sta Eq, Exch Gas	(\$10,315)	(\$229)	(\$229)	(\$229)	(\$229)	(\$229)	(\$229)	(\$229)	(\$229)	(\$229)	(\$229)	(\$229)	(\$229)	(\$13,064)
23	37920 Mea & Reg Sta Eq, Main Line	\$150,648	\$2,213	\$2,213	\$2,213	\$2,213	\$2,213	\$2,213	\$2,213	\$2,213	\$2,213	\$2,213	\$2,213	\$2,213	\$177,201
24	38000 Services	\$52,236,186	\$1,138,386	\$1,151,222	\$1,163,602	\$1,177,110	\$1,190,170	\$1,203,288	\$1,216,597	\$1,231,037	\$1,247,165	\$1,267,210	\$1,288,822	\$1,310,519	\$66,821,315
25	38012 Riser Replacements	\$7,641	\$391	\$391	\$391	\$391	\$413	\$471	\$514	\$520	\$520	\$520	\$520	\$521	\$13,208
26	38013 Services Replaced aff Risers	\$20,752	\$47,572	\$47,572	\$47,572	\$47,572	\$47,572	\$47,572	\$47,572	\$47,572	\$47,572	\$49,263	\$54,335	\$61,209	\$613,702
27	38025 Services Replaced aff Mains	\$194,528	\$3,776	\$3,776	\$3,776	\$3,776	\$3,776	\$3,776	\$3,776	\$3,776	\$3,776	\$3,776	\$3,776	\$3,776	\$239,838
28	38100 Meters	\$3,360,871	\$63,765	\$64,088	\$64,316	\$64,801	\$65,268	\$66,740	\$68,316	\$68,420	\$69,170	\$70,252	\$71,272	\$72,370	\$4,169,649
29	38110 Auto Meter Reading Devices	\$1,164,999	\$26,581	\$26,598	\$26,614	\$26,614	\$26,614	\$26,614	\$26,614	\$26,614	\$27,528	\$28,442	\$28,442	\$28,442	\$1,490,715
30	38200 Meter Installations	\$293,099	\$5,846	\$5,846	\$5,846	\$5,846	\$5,846	\$5,846	\$5,846	\$5,846	\$5,846	\$5,846	\$5,846	\$5,846	\$361,322
31	38300 House Regulators	\$2,341,205	\$46,923	\$47,556	\$48,087	\$48,510	\$48,853	\$49,155	\$49,535	\$50,007	\$50,558	\$51,192	\$52,041	\$50,744	\$2,934,365
32	38400 House Regulator Installation	\$0	\$0	\$0	\$0	\$0	\$0	\$0	\$0	\$0	\$0	\$0	\$0	\$0	\$0
33	38500 Industrial Mea & Reg Sta Eq	\$882,963	\$18,883	\$18,890	\$18,777	\$18,694	\$18,727	\$18,738	\$18,770	\$18,800	\$18,837	\$18,913	\$19,309	\$19,903	\$1,110,204
34	38710 Other Equipment	\$3,312	\$61	\$61	\$61	\$61	\$61	\$61	\$61	\$61	\$61	\$61	\$61	\$61	\$4,041
35	38720 Other Equip, Odorization	\$22	\$0	\$0	\$0	\$0	\$0	\$0	\$0	\$0	\$0	\$0	\$0	\$0	\$27
36	38741 Other Equip, Telephone	\$28,164	\$491	\$491	\$491	\$491	\$491	\$491	\$491	\$491	\$491	\$491	\$491	\$491	\$34,060
37	38742 Other Equip, Radio	\$16,206	\$347	\$347	\$347	\$347	\$347	\$347	\$347	\$347	\$347	\$347	\$347	\$347	\$20,367
38	38744 Other Equip, Oth Communicatn	\$11,950	\$328	\$328	\$328	\$328	\$328	\$328	\$328	\$328	\$328	\$328	\$328	\$328	\$15,886
39	38745 Other Equip, Telemetering	\$1,977,142	\$53,703	\$53,781	\$53,891	\$54,080	\$54,449	\$54,847	\$54,976	\$55,195	\$55,490	\$56,089	\$56,884	\$57,605	\$2,638,131
40	38746 Other Equip, Customr Info Srv	\$0	\$0	\$0	\$0	\$0	\$0	\$0	\$0	\$0	\$0	\$0	\$0	\$0	\$0
41	38910 Land	\$0	\$0	\$0	\$0	\$0	\$0	\$0	\$0	\$0	\$0	\$0	\$0	\$0	\$0
42	39021 Str, Gen Off, Impv Leased Prp	\$1,008,160	\$9,100	\$9,100	\$9,100	\$9,100	\$9,100	\$9,100	\$9,100	\$9,100	\$9,100	\$9,100	\$9,100	\$9,100	\$1,117,357
43	39071 Str, Arena Off, Impv Leas Prp	\$8,765,618	\$78,876	\$78,876	\$78,876	\$78,876	\$78,876	\$78,876	\$78,876	\$78,876	\$78,876	\$78,876	\$78,876	\$78,876	\$9,712,126
44	39110 OF&E, Unspecified	\$4,990,822	\$68,222	\$68,222	\$68,222	\$68,222	\$68,222	\$68,222	\$68,222	\$68,222	\$68,222	\$68,452	\$68,682	\$68,859	\$5,811,628
45	39111 OF&E, Data Handling Equip	\$1,177,350	\$26,457	\$26,457	\$26,457	\$26,457	\$26,457	\$26,457	\$26,457	\$26,457	\$26,457	\$26,457	\$26,457	\$26,457	\$1,494,831
46	39112 OF&E, Information Systems	\$5,455,064	\$156,994	\$167,695	\$167,620	\$167,560	\$167,567	\$167,560	\$167,560	\$167,560	\$167,560	\$167,560	\$167,574	\$167,588	\$7,455,461
47	39120 OF&E, Air-Conditioning Equip	\$0	\$0	\$0	\$0	\$0	\$0	\$0	\$0	\$0	\$0	\$0	\$0	\$0	\$0
48	39220 Trans Eq, Trailers > \$1,000	\$35,336	\$325	\$325	\$325	\$325	\$325	\$325	\$325	\$325	\$325	\$325	\$325	\$325	\$39,238
49	39221 Trans Eq, Trailers \$1000 or <	\$0	\$0	\$0	\$0	\$0	\$0	\$0	\$0	\$0	\$0	\$0	\$0	\$0	\$0
50	39300 Stores Equipment	\$0	\$0	\$0	\$0	\$0	\$0	\$0	\$0	\$0	\$0	\$0	\$0	\$0	\$0
51	39410 Tools, Garage & Service Eq	\$184	\$87	\$87	\$87	\$87	\$87	\$252	\$416	\$416	\$416	\$416	\$416	\$416	\$3,368
52	39411 Tools, CNG Equip, Stationary	\$0	\$0	\$0	\$0	\$0	\$0	\$0	\$0	\$0	\$0	\$0	\$0	\$0	\$0
53	39420 Tools, Shop Equipment	\$3,147	\$31	\$31	\$31	\$31	\$31	\$31	\$31	\$31	\$31	\$31	\$31	\$31	\$3,517
54	39430 Tools, Tools and Other	\$3,022,961	\$71,000	\$71,214	\$71,412	\$72,635	\$73,858	\$75,238	\$77,009	\$79,179	\$81,899	\$83,136	\$83,801	\$88,304	\$3,951,646
55	39500 Laboratory Equipment, Gas	\$0	\$0	\$0	\$0	\$0	\$0	\$0	\$0	\$0	\$0	\$0	\$0	\$0	\$0
56	39600 Power Operated Equipment	\$67,919	\$910	\$910	\$910	\$910	\$910	\$910	\$910	\$933	\$957	\$957	\$957	\$957	\$79,047
57	39800 Miscellaneous Equipment	\$18,647	\$244	\$244	\$244	\$244	\$244	\$244	\$244	\$244	\$244	\$244	\$244	\$244	\$21,572
58	TOTAL Accumulated Depreciation	\$188,617,151	\$4,008,469	\$4,069,810	\$4,120,922	\$4,217,550	\$4,315,106	\$4,393,673	\$4,516,701	\$4,621,660	\$4,701,805	\$4,779,527	\$4,884,760	\$5,060,673	\$242,307,808

Columbia Gas of Ohio, Inc.
Capital Expenditures Program
Case No. 22-0621-GA-RDR
Calculation of Base Rate Depreciation Offset

Data: 2021 - 12 Months Actual 0 Month Estimate

Schedule CEP-6

Line No.		Amount
1	Balance of December 31, 2007 Plant In Service @ 12/31/2020	\$1,592,607,457
2	Less: CEP Retirements	\$21,737,837
3	Balance of December 31, 2007 Plant In Service @ 12/31/2021	\$1,570,869,620
4	Composite Depreciation Rate	2.72%
5	Annual Depreciation	\$42,733,771
7	Accumulated Depreciation Reserve @ 12/31/2020	\$421,595,850
8	Accumulated Depreciation Reserve @ 12/31/2021	\$464,329,621

Provision for Depreciation (Net Plant)

Data: 2021 - 12 Months Actual 0 Month Estimate

Page 1 of 3

2021 DEPRECIATION (NET PLANT) ON PRIOR YEARS' INVESTMENT															Total
No.		January	February	March	April	May	June	July	August	September	October	November	December		
1	2020 30220 Franchises/Consent, Limited	\$0	\$0	\$0	\$0	\$0	\$0	\$0	\$0	\$0	\$0	\$0	\$0	\$0	
2	2020 30300 Intangible PIt, General	\$0	\$0	\$0	\$0	\$0	\$0	\$0	\$0	\$0	\$0	\$0	\$0	\$0	
3	2020 30330 Intangible PIt, Misc Software	\$671,759	\$671,759	\$671,759	\$671,759	\$671,759	\$671,759	\$671,759	\$671,759	\$671,759	\$671,759	\$671,759	\$671,759	\$8,061,106	
4	2020 30399 Intangible PIt, Cloud Computing	\$53,658	\$53,658	\$53,658	\$53,658	\$53,658	\$53,658	\$53,658	\$53,658	\$53,658	\$53,658	\$53,658	\$53,658	\$643,893	
5	2020 37420 Land, Other Distribution Sys	\$0	\$0	\$0	\$0	\$0	\$0	\$0	\$0	\$0	\$0	\$0	\$0	\$0	
6	2020 37440 Land Rgts, Other Distr Sys	\$0	\$0	\$0	\$0	\$0	\$0	\$0	\$0	\$0	\$0	\$0	\$0	\$0	
7	2020 37450 Rights of Way	\$0	\$0	\$0	\$0	\$0	\$0	\$0	\$0	\$0	\$0	\$0	\$0	\$0	
8	2020 37520 Str, City Gate Mea & Reg	\$1,137	\$1,137	\$1,137	\$1,137	\$1,137	\$1,137	\$1,137	\$1,137	\$1,137	\$1,137	\$1,137	\$1,137	\$13,650	
9	2020 37530 Str, General Mea & Reg	\$0	\$0	\$0	\$0	\$0	\$0	\$0	\$0	\$0	\$0	\$0	\$0	\$0	
10	2020 37540 Str, Regulating	\$12,803	\$12,803	\$12,803	\$12,803	\$12,803	\$12,803	\$12,803	\$12,803	\$12,803	\$12,803	\$12,803	\$12,803	\$153,639	
11	2020 37550 Str, Main Line Industrial M&R	\$695	\$695	\$695	\$695	\$695	\$695	\$695	\$695	\$695	\$695	\$695	\$695	\$8,342	
12	2020 37560 Str, Distribtn Industrial M&R	(\$5)	(\$5)	(\$5)	(\$5)	(\$5)	(\$5)	(\$5)	(\$5)	(\$5)	(\$5)	(\$5)	(\$5)	(\$65)	
13	2020 37570 Str, Other Distribution Sys	\$5,134	\$5,134	\$5,134	\$5,134	\$5,134	\$5,134	\$5,134	\$5,134	\$5,134	\$5,134	\$5,134	\$5,134	\$61,006	
14	2020 37571 Str, Other Dist Sys, Leased	\$0	\$0	\$0	\$0	\$0	\$0	\$0	\$0	\$0	\$0	\$0	\$0	\$0	
15	2020 37600 Mains	\$488,086	\$488,086	\$488,086	\$488,086	\$488,086	\$488,086	\$488,086	\$488,086	\$488,086	\$488,086	\$488,086	\$488,086	\$5,857,028	
16	2020 37625 Mains Replacement	\$6,609	\$6,609	\$6,609	\$6,609	\$6,609	\$6,609	\$6,609	\$6,609	\$6,609	\$6,609	\$6,609	\$6,609	\$79,312	
17	2020 37810 Mea & Reg Sta Eq, General	\$9,813	\$9,813	\$9,813	\$9,813	\$9,813	\$9,813	\$9,813	\$9,813	\$9,813	\$9,813	\$9,813	\$9,813	\$117,758	
18	2020 37820 Mea & Reg Sta Eq, Regulating	\$221,702	\$221,702	\$221,702	\$221,702	\$221,702	\$221,702	\$221,702	\$221,702	\$221,702	\$221,702	\$221,702	\$221,702	\$2,660,422	
19	2020 37821 Mea & Reg Sta Eq, Reg FMV	(\$4,565)	(\$4,565)	(\$4,565)	(\$4,565)	(\$4,565)	(\$4,565)	(\$4,565)	(\$4,565)	(\$4,565)	(\$4,565)	(\$4,565)	(\$4,565)	(\$54,775)	
20	2020 37830 Mea & Reg Sta Eq, Local Gas	(\$144)	(\$144)	(\$144)	(\$144)	(\$144)	(\$144)	(\$144)	(\$144)	(\$144)	(\$144)	(\$144)	(\$144)	(\$1,733)	
21	2020 37910 Mea & Reg Sta Eq, City Gate	\$40,067	\$40,067	\$40,067	\$40,067	\$40,067	\$40,067	\$40,067	\$40,067	\$40,067	\$40,067	\$40,067	\$40,067	\$480,804	
22	2020 37911 Mea & Reg Sta Eq, Exch Gas	\$293	\$293	\$293	\$293	\$293	\$293	\$293	\$293	\$293	\$293	\$293	\$293	\$3,516	
23	2020 37920 Mea & Reg Sta Eq, Main Line	\$1,626	\$1,626	\$1,626	\$1,626	\$1,626	\$1,626	\$1,626	\$1,626	\$1,626	\$1,626	\$1,626	\$1,626	\$19,509	
24	2020 38000 Services	\$1,021,485	\$1,021,485	\$1,021,485	\$1,021,485	\$1,021,485	\$1,021,485	\$1,021,485	\$1,021,485	\$1,021,485	\$1,021,485	\$1,021,485	\$1,021,485	\$12,257,821	
25	2020 38012 Risr Replacements	\$391	\$391	\$391	\$391	\$391	\$391	\$391	\$391	\$391	\$391	\$391	\$391	\$4,697	
26	2020 38013 Services Replaced aff Risers	\$47,471	\$47,471	\$47,471	\$47,471	\$47,471	\$47,471	\$47,471	\$47,471	\$47,471	\$47,471	\$47,471	\$47,471	\$569,649	
27	2020 38025 Services Replaced aff Mains	\$27,562	\$27,562	\$27,562	\$27,562	\$27,562	\$27,562	\$27,562	\$27,562	\$27,562	\$27,562	\$27,562	\$27,562	\$330,740	
28	2020 38100 Meters	\$42,324	\$42,324	\$42,324	\$42,324	\$42,324	\$42,324	\$42,324	\$42,324	\$42,324	\$42,324	\$42,324	\$42,324	\$507,889	
29	2020 38110 Auto Meter Reading Devices	\$26,673	\$26,673	\$26,673	\$26,673	\$26,673	\$26,673	\$26,673	\$26,673	\$26,673	\$26,673	\$26,673	\$26,673	\$320,080	
30	2020 38200 Meter Installations	(\$4,730)	(\$4,730)	(\$4,730)	(\$4,730)	(\$4,730)	(\$4,730)	(\$4,730)	(\$4,730)	(\$4,730)	(\$4,730)	(\$4,730)	(\$4,730)	(\$56,763)	
31	2020 38300 House Regulators	\$44,328	\$44,328	\$44,328	\$44,328	\$44,328	\$44,328	\$44,328	\$44,328	\$44,328	\$44,328	\$44,328	\$44,328	\$531,935	
32	2020 38400 House Regulator Installation	(\$13,063)	(\$13,063)	(\$13,063)	(\$13,063)	(\$13,063)	(\$13,063)	(\$13,063)	(\$13,063)	(\$13,063)	(\$13,063)	(\$13,063)	(\$13,063)	(\$156,754)	
33	2020 38500 Industrial Mea & Reg Sta Eq	\$12,499	\$12,499	\$12,499	\$12,499	\$12,499	\$12,499	\$12,499	\$12,499	\$12,499	\$12,499	\$12,499	\$12,499	\$149,990	
34	2020 38710 Other Equipment	\$56	\$56	\$56	\$56	\$56	\$56	\$56	\$56	\$56	\$56	\$56	\$56	\$669	
35	2020 38720 Other Equip, Rotorization	\$113	\$113	\$113	\$113	\$113	\$113	\$113	\$113	\$113	\$113	\$113	\$113	\$1,354	
36	2020 38741 Other Equip, Telephone	\$430	\$430	\$430	\$430	\$430	\$430	\$430	\$430	\$430	\$430	\$430	\$430	\$5,155	
37	2020 38742 Other Equip, Radio	(\$62)	(\$62)	(\$62)	(\$62)	(\$62)	(\$62)	(\$62)	(\$62)	(\$62)	(\$62)	(\$62)	(\$62)	(\$748)	
38	2020 38744 Other Equip, Oth Communicatn	\$64	\$64	\$64	\$64	\$64	\$64	\$64	\$64	\$64	\$64	\$64	\$64	\$765	
39	2020 38745 Other Equip, Telemetering	\$51,884	\$51,884	\$51,884	\$51,884	\$51,884	\$51,884	\$51,884	\$51,884	\$51,884	\$51,884	\$51,884	\$51,884	\$622,602	
40	2020 38746 Other Equip, Customr Info Srv	(\$45)	(\$45)	(\$45)	(\$45)	(\$45)	(\$45)	(\$45)	(\$45)	(\$45)	(\$45)	(\$45)	(\$45)	(\$536)	
41	2020 38910 Land	\$0	\$0	\$0	\$0	\$0	\$0	\$0	\$0	\$0	\$0	\$0	\$0	\$0	
42	2020 39021 Str, Gen Off, Impv Leased Prp	(\$82,313)	(\$82,313)	(\$82,313)	(\$82,313)	(\$82,313)	(\$82,313)	(\$82,313)	(\$82,313)	(\$82,313)	(\$82,313)	(\$82,313)	(\$82,313)	(\$987,758)	
43	2020 39071 Str, Arena Off, Impv Leas Prp	\$78,876	\$78,876	\$78,876	\$78,876	\$78,876	\$78,876	\$78,876	\$78,876	\$78,876	\$78,876	\$78,876	\$78,876	\$946,508	
44	2020 39110 OF&E, Unspecified	\$44,110	\$44,110	\$44,110	\$44,110	\$44,110	\$44,110	\$44,110	\$44,110	\$44,110	\$44,110	\$44,110	\$44,110	\$529,319	
45	2020 39111 OF&E, Data Handling Equip	\$965	\$965	\$965	\$965	\$965	\$965	\$965	\$965	\$965	\$965	\$965	\$965	\$11,578	
46	2020 39112 OF&E, Information Systems	\$13,437	\$13,437	\$13,437	\$13,437	\$13,437	\$13,437	\$13,437	\$13,437	\$13,437	\$13,437	\$13,437	\$13,437	\$161,246	
47	2020 39120 OF&E, Air-Conditioning Equip	(\$53)	(\$53)	(\$53)	(\$53)	(\$53)	(\$53)	(\$53)	(\$53)	(\$53)	(\$53)	(\$53)	(\$53)	(\$640)	
48	2020 39220 Trans Eq, Trailers > \$1000	(\$3,408)	(\$3,408)	(\$3,408)	(\$3,408)	(\$3,408)	(\$3,408)	(\$3,408)	(\$3,408)	(\$3,408)	(\$3,408)	(\$3,408)	(\$3,408)	(\$40,893)	
49	2020 39221 Trans Eq, Trailers \$1000 or <	(\$32)	(\$32)	(\$32)	(\$32)	(\$32)	(\$32)	(\$32)	(\$32)	(\$32)	(\$32)	(\$32)	(\$32)	(\$388)	
50	2020 39300 Stores Equipment	(\$405)	(\$405)	(\$405)	(\$405)	(\$405)	(\$405)	(\$405)	(\$405)	(\$405)	(\$405)	(\$405)	(\$405)	(\$4,861)	
51	2020 39410 Tools, Garage & Service Eq	(\$1,194)	(\$1,194)	(\$1,194)	(\$1,194)	(\$1,194)	(\$1,194)	(\$1,194)	(\$1,194)	(\$1,194)	(\$1,194)	(\$1,194)	(\$1,194)	(\$14,322)	
52	2020 39411 Tools, CNG Equip, Stationary	(\$0)	(\$0)	(\$0)	(\$0)	(\$0)	(\$0)	(\$0)	(\$0)	(\$0)	(\$0)	(\$0)	(\$0)	(\$0)	
53	2020 39420 Tools, Shop Equipment	(\$822)	(\$822)	(\$822)	(\$822)	(\$822)	(\$822)	(\$822)	(\$822)	(\$822)	(\$822)	(\$822)	(\$822)	(\$9,860)	
54	2020 39430 Tools, Tools and Other	\$55,140	\$55,140	\$55,140	\$55,140	\$55,140	\$55,140	\$55,140	\$55,140	\$55,140	\$55,140	\$55,140	\$55,140	\$661,686	
55	2020 39500 Laboratory Equipment, Gas	(\$463)	(\$463)	(\$463)	(\$463)	(\$463)	(\$463)	(\$463)	(\$463)	(\$463)	(\$463)	(\$463)	(\$463)	(\$5,553)	
56	2020 39600 Power Operated Equipment	(\$12,013)	(\$12,013)	(\$12,013)	(\$12,013)	(\$12,013)	(\$12,013)	(\$12,013)	(\$12,013)	(\$12,013)	(\$12,013)	(\$12,013)	(\$12,013)	(\$144,158)	
57	2020 39800 Miscellaneous Equipment	(\$4,032)	(\$4,032)	(\$4,032)	(\$4,032)	(\$4,032)	(\$4,032)	(\$4,032)	(\$4,032)	(\$4,032)	(\$4,032)	(\$4,032)	(\$4,032)	(\$48,379)	
58	TOTAL Accumulated Depreciation (Net Plant)	\$2,853,840	\$2,853,840	\$2,853,840	\$2,853,840	\$2,853,840	\$2,853,840	\$2,853,840	\$2,853,840	\$2,853,840	\$2,853,840	\$2,853,840	\$2,853,840	\$34,246,083	

Columbia Gas of Ohio, Inc.
Capital Expenditures Program
Case No. 22-0621-GA-RDR
Provision for Depreciation (Net Plant)

Data: 2021 - 12 Months Actual 0 Month Estimate

Page 2 of 3

Line No.	2021 DEPRECIATION EXPENSE ON CURRENT YEARS' INVESTMENT													Total
		January	February	March	April	May	June	July	August	September	October	November	December	
1	2021 30220 Franchises/Consent, Limited	\$0	\$0	\$0	\$0	\$0	\$0	\$0	\$0	\$0	\$0	\$0	\$0	\$0
2	2021 30300 Intangible Plt, General	\$0	\$0	\$0	\$0	\$0	\$0	\$0	\$0	\$0	\$0	\$0	\$0	\$0
3	2021 30330 Intangible Plt, Misc Software	(\$4,291)	\$10,234	\$28,526	\$85,219	\$120,080	\$126,784	\$184,087	\$231,690	\$252,661	\$246,086	\$270,066	\$354,624	\$1,905,766
4	2021 30399 Intangible Plt, Cloud Computing	\$0	\$2,888	\$5,915	\$10,078	\$14,132	\$31,277	\$68,603	\$89,644	\$103,482	\$132,778	\$150,108	\$157,293	\$766,200
5	2021 37420 Land, Other Distribution Sys	\$0	\$0	\$0	\$0	\$0	\$0	\$0	\$0	\$0	\$0	\$0	\$0	\$0
6	2021 37440 Land Rgts, Other Distr Sys	\$0	\$0	\$0	\$0	\$0	\$0	\$0	\$0	\$0	\$0	\$0	\$0	\$0
7	2021 37450 Rights of Way	\$0	\$0	\$0	\$0	\$0	\$0	\$0	\$0	\$0	\$0	\$0	\$0	\$0
8	2021 37520 Str, City Gate Mea & Reg	\$0	\$0	\$0	\$0	\$0	\$0	\$0	\$0	(\$2)	(\$7)	(\$11)	(\$11)	(\$30)
9	2021 37530 Str, General Mea & Reg	\$0	\$0	\$0	\$0	\$0	\$0	\$0	\$0	\$0	\$0	\$0	\$0	\$0
10	2021 37540 Str, Regulating	\$1	\$34	\$71	\$75	\$89	\$107	\$110	\$188	\$295	\$337	\$354	\$461	\$2,121
11	2021 37550 Str, Main Line Industrial M&R	\$0	\$0	\$0	\$0	\$0	\$0	\$0	\$0	\$0	\$0	\$0	\$0	\$0
12	2021 37560 Str, Distribtn Industrial M&R	\$0	\$0	\$0	\$0	\$0	\$0	\$0	\$0	\$0	\$0	\$0	\$0	\$0
13	2021 37570 Str, Other Distribution Sys	\$0	\$0	\$0	\$0	\$0	\$0	\$0	\$1	\$11	\$22	\$1,445	\$3,055	\$4,534
14	2021 37571 Str, Other Dist Sys, Leased	\$0	\$0	\$0	\$0	\$0	\$0	\$0	\$0	\$0	\$0	\$0	\$0	\$0
15	2021 37600 Mains	\$2,837	\$7,387	\$11,706	\$18,636	\$26,204	\$33,154	\$39,114	\$44,339	\$51,639	\$59,992	\$68,334	\$78,818	\$442,161
16	2021 37625 Mains Replacement	\$29	\$60	\$70	\$80	\$80	\$296	\$600	\$730	\$770	\$913	\$1,047	\$19,101	\$23,777
17	2021 37810 Mea & Reg Sta Eq, General	\$0	\$0	\$0	\$0	\$0	\$0	\$0	\$0	\$0	\$0	\$0	\$0	\$0
18	2021 37820 Mea & Reg Sta Eq, Regulating	\$2,139	\$6,563	\$11,246	\$15,484	\$21,627	\$25,567	\$26,889	\$34,272	\$44,005	\$52,996	\$64,091	\$72,256	\$377,134
19	2021 37821 Mea & Reg Sta Eq, Reg FMV	\$0	\$0	\$0	\$0	\$0	\$0	\$0	\$0	\$0	\$0	\$0	\$0	\$0
20	2021 37830 Mea & Reg Sta Eq, Local Gas	\$0	\$0	(\$14)	(\$28)	(\$29)	(\$29)	(\$30)	(\$31)	(\$49)	(\$66)	(\$66)	(\$70)	(\$411)
21	2021 37910 Mea & Reg Sta Eq, City Gate	\$28	\$358	\$669	\$591	\$538	\$568	\$637	\$864	\$1,133	\$1,366	\$1,564	\$1,436	\$9,743
22	2021 37911 Mea & Reg Sta Eq, Exch Gas	\$0	\$0	\$0	\$0	\$0	\$0	\$0	\$0	\$0	\$0	\$0	\$0	\$0
23	2021 37920 Mea & Reg Sta Eq, Main Line	\$0	\$0	\$0	(\$1)	(\$2)	(\$2)	(\$3)	(\$5)	(\$7)	(\$8)	(\$9)	(\$247)	(\$284)
24	2021 38000 Services	\$6,579	\$18,547	\$30,727	\$43,776	\$56,081	\$68,451	\$80,930	\$94,478	\$109,962	\$130,827	\$152,239	\$172,436	\$965,034
25	2021 38012 Riser Replacements	\$0	\$0	\$0	\$0	\$22	\$80	\$123	\$129	\$129	\$193	\$258	\$258	\$1,191
26	2021 38013 Services Replaced aff Risers	\$0	\$0	\$0	\$0	\$0	\$0	\$0	\$0	\$0	\$1,819	\$7,020	\$13,894	\$22,733
27	2021 38025 Services Replaced aff Mains	\$0	\$0	\$0	\$0	\$0	\$0	\$0	\$0	\$0	\$211	\$421	\$383	\$1,015
28	2021 38100 Meters	\$41	\$292	\$356	\$546	\$793	\$2,085	\$3,518	\$3,515	\$4,140	\$5,108	\$6,046	\$7,017	\$33,454
29	2021 38110 Auto Meter Reading Devices	\$0	\$16	\$32	\$32	\$32	\$32	\$32	\$32	\$947	\$1,861	\$1,861	\$1,861	\$6,740
30	2021 38200 Meter Installations	(\$1)	(\$2)	(\$2)	(\$454)	(\$905)	(\$905)	(\$1,032)	(\$1,045)	(\$1,013)	(\$1,780)	(\$2,542)	(\$861)	(\$10,603)
31	2021 38300 House Regulators	\$332	\$961	\$1,490	\$1,909	\$2,249	\$2,547	\$2,923	\$3,392	\$3,943	\$4,575	\$5,404	\$4,089	\$33,814
32	2021 38400 House Regulator Installation	\$0	\$0	\$0	\$0	\$0	\$0	\$0	\$0	\$0	\$0	\$0	\$0	\$0
33	2021 38500 Industrial Mea & Reg Sta Eq	(\$24)	(\$63)	(\$221)	(\$382)	(\$398)	(\$409)	(\$412)	(\$416)	(\$429)	(\$417)	(\$195)	\$163	(\$3,203)
34	2021 38710 Other Equipment	\$0	\$0	\$0	\$0	\$0	\$0	\$0	\$0	\$0	\$0	\$0	\$0	\$0
35	2021 38720 Other Equip, Odorization	\$0	\$0	\$0	\$0	\$0	\$0	\$0	\$0	\$0	\$0	\$0	\$0	\$0
36	2021 38741 Other Equip, Telephone	\$0	\$0	\$0	\$0	\$0	\$0	\$0	\$0	\$0	\$0	\$0	\$0	\$0
37	2021 38742 Other Equip, Radio	\$0	(\$1)	(\$13)	(\$23)	(\$39)	(\$56)	(\$56)	(\$56)	(\$57)	(\$58)	(\$59)	(\$59)	(\$476)
38	2021 38744 Other Equip, Oth Communicatn	(\$1)	(\$2)	(\$4)	(\$6)	(\$8)	(\$11)	(\$23)	(\$35)	(\$37)	(\$38)	(\$52)	(\$103)	(\$318)
39	2021 38745 Other Equip, Telemetering	\$52	\$122	\$227	\$376	\$674	\$1,008	\$1,092	\$1,240	\$1,453	\$1,978	\$2,722	\$3,272	\$14,216
40	2021 38746 Other Equip, Customr Info Srv	\$0	\$0	\$0	\$0	\$0	\$0	(\$27)	(\$54)	(\$54)	(\$54)	(\$54)	(\$54)	(\$297)
41	2021 38910 Land	\$0	\$0	\$0	\$0	\$0	\$0	\$0	\$0	\$0	\$0	\$0	\$0	\$0
42	2021 39021 Str, Gen Off, Impv Leased Prp	\$0	\$0	\$0	\$0	\$0	\$0	\$0	\$0	\$0	\$0	\$0	\$0	\$0
43	2021 39071 Str, Arena Off, Impv Leas Prp	\$0	\$0	\$0	\$0	\$0	\$0	\$0	\$0	\$0	\$0	\$0	\$0	\$0
44	2021 39110 OF&E, Unspecified	(\$25)	(\$49)	(\$49)	(\$120)	(\$190)	(\$190)	(\$190)	(\$190)	\$40	\$270	\$446	\$624	\$376
45	2021 39111 OF&E, Data Handling Equip	(\$1,422)	(\$2,844)	(\$2,844)	(\$2,844)	(\$2,844)	(\$2,844)	(\$2,844)	(\$2,844)	(\$2,844)	(\$2,844)	(\$2,844)	(\$2,844)	(\$32,704)
46	2021 39112 OF&E, Information Systems	\$6,680	\$13,361	\$13,286	\$13,226	\$13,233	\$13,225	\$13,225	\$13,225	\$13,225	\$8,831	\$2,189	(\$58)	\$123,650
47	2021 39120 OF&E, Air-Conditioning Equip	\$0	\$0	\$0	\$0	\$0	\$0	\$0	\$0	\$0	\$0	\$0	\$0	\$0
48	2021 39220 Trans Eq, Trailers > \$1,000	\$0	\$0	\$0	\$0	\$0	\$0	\$0	\$0	\$0	\$0	\$0	\$0	\$0
49	2021 39221 Trans Eq, Trailers \$1000 or <	\$0	\$0	\$0	\$0	\$0	\$0	\$0	\$0	\$0	\$0	\$0	\$0	\$0
50	2021 39300 Stores Equipment	\$0	(\$13)	(\$27)	(\$27)	(\$27)	(\$27)	(\$27)	(\$27)	(\$27)	(\$27)	(\$27)	(\$27)	(\$279)
51	2021 39410 Tools, Garage & Service Eq	\$0	(\$1)	(\$2)	(\$15)	(\$36)	\$122	\$280	\$272	\$272	\$272	\$272	\$272	\$1,708
52	2021 39411 Tools, CNG Equip, Stationary	\$0	\$0	\$0	\$0	\$0	\$0	\$0	\$0	\$0	\$0	\$0	\$0	\$0
53	2021 39420 Tools, Shop Equipment	\$0	\$0	\$0	\$0	(\$1)	(\$2)	(\$2)	(\$2)	(\$2)	(\$2)	(\$2)	(\$2)	(\$15)
54	2021 39430 Tools, Tools and Other	\$17	\$193	\$352	\$1,120	\$1,749	\$2,959	\$4,674	\$6,784	\$9,444	\$10,521	\$10,937	\$15,327	\$64,079
55	2021 39500 Laboratory Equipment, Gas	\$0	\$0	\$0	\$0	\$0	\$0	\$0	\$0	\$0	\$0	\$0	\$0	\$0
56	2021 39600 Power Operated Equipment	\$0	\$0	\$0	\$0	\$0	\$0	\$0	\$24	\$47	\$47	\$47	\$47	\$212
57	2021 39800 Miscellaneous Equipment	\$0	\$0	\$0	\$0	\$0	\$0	\$0	\$0	\$0	\$0	\$0	\$0	\$0
58	Total Provision for Depreciation (Net Plant)	\$12,970	\$58,042	\$101,500	\$187,251	\$253,106	\$303,717	\$422,192	\$520,116	\$593,078	\$655,703	\$741,012	\$902,352	\$4,751,040

Columbia Gas of Ohio, Inc.
Capital Expenditures Program
Case No. 22-0621-GA-RDR
Provision for Depreciation (Net Plant)

Data: 2021 - 12 Months Actual 0 Month Estimate

TOTAL ACCUMULATED DEPRECIATION (NET PLANT)														Beginning Balance	January	February	March	April	May	June	July	August	September	October	November	December	Ending Balance
1	30220 Franchises/Consent, Limited	\$0	\$0	\$0	\$0	\$0	\$0	\$0	\$0	\$0	\$0	\$0	\$0	\$0	\$0	\$0	\$0	\$0	\$0	\$0	\$0	\$0	\$0	\$0	\$0	\$0	\$0
2	30300 Intangible Plt, General	\$0	\$0	\$0	\$0	\$0	\$0	\$0	\$0	\$0	\$0	\$0	\$0	\$0	\$0	\$0	\$0	\$0	\$0	\$0	\$0	\$0	\$0	\$0	\$0	\$0	\$0
3	30330 Intangible Plt, Misc Software	\$35,232,319	\$667,467	\$681,993	\$700,285	\$756,978	\$791,838	\$798,543	\$855,846	\$903,449	\$924,420	\$917,845	\$941,825	\$1,026,383	\$45,199,192												
4	30399 Intangible Plt, Cloud Computing	\$468,559	\$53,658	\$56,546	\$59,573	\$63,736	\$67,790	\$84,934	\$122,261	\$143,302	\$157,140	\$186,436	\$203,766	\$210,951	\$1,878,652												
5	37420 Land, Other Distribution Sys	(\$4,177)	\$0	\$0	\$0	\$0	\$0	\$0	\$0	\$0	\$0	\$0	\$0	\$0	(\$4,177)												
6	37440 Land Rqts, Other Distr Sys	\$53,179	\$0	\$0	\$0	\$0	\$0	\$0	\$0	\$0	\$0	\$0	\$0	\$0	\$53,179												
7	37450 Rights of Way	\$4,925	\$0	\$0	\$0	\$0	\$0	\$0	\$0	\$0	\$0	\$0	\$0	\$0	\$4,925												
8	37520 Str, City Gate Mea & Reg	\$59,262	\$1,137	\$1,137	\$1,137	\$1,137	\$1,137	\$1,137	\$1,137	\$1,137	\$1,137	\$1,136	\$1,130	\$1,127	\$72,882												
9	37530 Str, General Mea & Reg	\$1	\$0	\$0	\$0	\$0	\$0	\$0	\$0	\$0	\$0	\$0	\$0	\$0	\$1												
10	37540 Str, Regulating	\$573,520	\$12,804	\$12,837	\$12,874	\$12,878	\$12,893	\$12,910	\$12,913	\$12,991	\$13,098	\$13,140	\$13,158	\$13,264	\$729,279												
11	37550 Str, Main Line Industrial M&R	\$36,746	\$695	\$695	\$695	\$695	\$695	\$695	\$695	\$695	\$695	\$695	\$695	\$695	\$45,088												
12	37560 Str, Distribtn Industrial M&R	(\$75)	(\$5)	(\$5)	(\$5)	(\$5)	(\$5)	(\$5)	(\$5)	(\$5)	(\$5)	(\$5)	(\$5)	(\$5)	(\$140)												
13	37570 Str, Other Distribution Sys	\$339,051	\$5,134	\$5,134	\$5,134	\$5,134	\$5,134	\$5,134	\$5,134	\$5,135	\$5,145	\$5,156	\$6,579	\$8,189	\$405,191												
14	37571 Str, Other Dist Sys, Leased	\$0	\$0	\$0	\$0	\$0	\$0	\$0	\$0	\$0	\$0	\$0	\$0	\$0	\$0												
15	37600 Mains	\$22,201,729	\$490,922	\$495,472	\$499,792	\$506,722	\$514,290	\$521,240	\$527,199	\$532,425	\$539,725	\$548,078	\$556,420	\$566,904	\$28,500,918												
16	37625 Mains Replacement	\$134,509	\$6,639	\$6,669	\$6,680	\$6,689	\$6,689	\$6,905	\$7,209	\$7,340	\$7,379	\$7,523	\$7,657	\$25,710	\$237,598												
17	37810 Mea & Reg Sta Eq, General	\$536,643	\$9,813	\$9,813	\$9,813	\$9,813	\$9,813	\$9,813	\$9,813	\$9,813	\$9,813	\$9,813	\$9,813	\$9,813	\$654,401												
18	37820 Mea & Reg Sta Eq, Regulating	\$6,832,472	\$223,841	\$228,265	\$232,948	\$237,186	\$243,329	\$247,269	\$248,591	\$255,974	\$265,707	\$274,698	\$285,792	\$293,958	\$9,870,028												
19	37821 Mea & Reg Sta Eq, Reg FMV	(\$253,525)	(\$4,565)	(\$4,565)	(\$4,565)	(\$4,565)	(\$4,565)	(\$4,565)	(\$4,565)	(\$4,565)	(\$4,565)	(\$4,565)	(\$4,565)	(\$4,565)	(\$308,300)												
20	37830 Mea & Reg Sta Eq, Local Gas	(\$10,513)	(\$144)	(\$144)	(\$158)	(\$172)	(\$173)	(\$174)	(\$174)	(\$175)	(\$193)	(\$211)	(\$211)	(\$214)	(\$12,657)												
21	37910 Mea & Reg Sta Eq, City Gate	\$2,109,363	\$40,095	\$40,425	\$40,736	\$40,658	\$40,605	\$40,625	\$40,704	\$40,931	\$41,200	\$41,433	\$41,631	\$41,503	\$2,599,910												
22	37911 Mea & Reg Sta Eq, Exch Gas	(\$3,199)	\$293	\$293	\$293	\$293	\$293	\$293	\$293	\$293	\$293	\$293	\$293	\$293	\$317												
23	37920 Mea & Reg Sta Eq, Main Line	\$135,890	\$1,626	\$1,626	\$1,626	\$1,626	\$1,624	\$1,624	\$1,622	\$1,620	\$1,619	\$1,618	\$1,617	\$1,378	\$155,116												
24	38000 Services	\$47,216,705	\$1,028,064	\$1,040,032	\$1,052,212	\$1,065,261	\$1,077,566	\$1,089,936	\$1,102,415	\$1,115,964	\$1,131,447	\$1,152,313	\$1,173,724	\$1,193,921	\$60,439,560												
25	38012 Riser Replacements	\$7,641	\$391	\$391	\$391	\$391	\$413	\$471	\$515	\$520	\$585	\$649	\$650	\$13,530													
26	38013 Services Replaced aff Risers	\$16,887	\$47,471	\$47,471	\$47,471	\$47,471	\$47,471	\$47,471	\$47,471	\$47,471	\$47,471	\$49,290	\$54,490	\$61,365	\$609,269												
27	38025 Services Replaced aff Mains	\$897,994	\$27,562	\$27,562	\$27,562	\$27,562	\$27,562	\$27,562	\$27,562	\$27,562	\$27,562	\$27,772	\$27,983	\$27,944	\$1,229,749												
28	38100 Meters	\$2,074,328	\$42,365	\$42,616	\$42,680	\$42,870	\$43,117	\$44,409	\$45,842	\$45,839	\$46,464	\$47,430	\$48,370	\$49,342	\$2,615,671												
29	38110 Auto Meter Reading Devices	\$1,170,739	\$26,673	\$26,690	\$26,706	\$26,706	\$26,706	\$26,706	\$26,706	\$26,706	\$27,620	\$28,534	\$28,534	\$28,534	\$1,497,560												
30	38200 Meter Installations	\$349,550)	(\$4,731)	(\$4,733)	(\$4,733)	(\$5,184)	(\$5,635)	(\$5,695)	(\$5,762)	(\$5,775)	(\$5,744)	(\$6,510)	(\$7,272)	(\$5,591)	(\$416,915)												
31	38300 House Regulators	\$2,131,976	\$44,659	\$45,289	\$45,818	\$46,237	\$46,577	\$46,875	\$47,251	\$47,720	\$48,903	\$49,732	\$48,417	\$2,697,725													
32	38400 House Regulator Installation	(\$275,283)	(\$13,063)	(\$13,063)	(\$13,063)	(\$13,063)	(\$13,063)	(\$13,063)	(\$13,063)	(\$13,063)	(\$13,063)	(\$13,063)	(\$13,063)	(\$13,063)	(\$432,037)												
33	38500 Industrial Mea & Reg Sta Eq	\$468,286	\$12,475	\$12,436	\$12,278	\$12,117	\$12,102	\$12,090	\$12,088	\$12,083	\$12,070	\$12,082	\$12,304	\$12,662	\$615,074												
34	38710 Other Equipment	\$2,907	\$56	\$56	\$56	\$56	\$56	\$56	\$56	\$56	\$56	\$56	\$56	\$56	\$3,576												
35	38720 Other Equip, Odorization	\$1,075	\$113	\$113	\$113	\$113	\$113	\$113	\$113	\$113	\$113	\$113	\$113	\$113	\$2,429												
36	38741 Other Equip, Telephone	\$25,932	\$430	\$430	\$430	\$430	\$430	\$430	\$430	\$430	\$430	\$430	\$430	\$430	\$31,098												
37	38742 Other Equip, Radio	(\$7,452)	(\$62)	(\$64)	(\$75)	(\$85)	(\$102)	(\$118)	(\$118)	(\$118)	(\$119)	(\$120)	(\$120)	(\$121)	(\$8,676)												
38	38744 Other Equip, Oth Communicatn	\$480	\$63	\$62	\$60	\$58	\$56	\$52	\$40	\$27	\$26	\$12	(\$39)	\$927													
39	38745 Other Equip, Telemetering	\$1,926,985	\$51,935	\$52,005	\$52,111	\$52,260	\$52,557	\$52,892	\$52,976	\$53,123	\$53,336	\$53,862	\$54,606	\$55,155	\$2,563,803												
40	38746 Other Equip, Customr Info Srv	(\$476)	(\$45)	(\$45)	(\$45)	(\$45)	(\$45)	(\$45)	(\$72)	(\$99)	(\$99)	(\$99)	(\$99)	(\$99)	(\$1,308)												
41	38910 Land	\$0	\$0	\$0	\$0	\$0	\$0	\$0	\$0	\$0	\$0	\$0	\$0	\$0	\$0												
42	39021 Str, Gen Off, Impv Leased Prp	(\$5,758,300)	(\$82,313)	(\$82,313)	(\$82,313)	(\$82,313)	(\$82,313)	(\$82,313)	(\$82,313)	(\$82,313)	(\$82,313)	(\$82,313)	(\$82,313)	(\$82,313)	(\$6,746,058)												
43	39071 Str, Arena Off, Impv Leas Prp	\$8,765,618	\$78,876	\$78,876	\$78,876	\$78,876	\$78,876	\$78,876	\$78,876	\$78,876	\$78,876	\$78,876	\$78,876	\$78,876	\$9,712,126												
44	39110 OF&E, Unspecified	\$3,719,120	\$44,085	\$44,061	\$44,061	\$43,990	\$43,920	\$43,920	\$43,920	\$44,150	\$44,556	\$44,734	\$44,815	\$4,248,815													
45	39111 OF&E, Data Handling Equip	\$736,079	(\$457)	(\$1,879)	(\$1,879)	(\$1,879)	(\$1,879)	(\$1,879)	(\$1,879)	(\$1,879)	(\$1,879)	(\$1,879)	(\$1,879)	(\$1,879)	\$714,953												
46	39112 OF&E, Information Systems	\$1,262,191	\$20,118	\$26,798	\$26,723	\$26,663	\$26,670	\$26,663	\$26,663	\$26,663	\$26,663	\$26,663	\$26,663	\$15,626	\$1,547,087												
47	39120 OF&E, Air-Conditioning Equip	(\$4,129)	(\$53)	(\$53)	(\$53)	(\$53)	(\$53)	(\$53)	(\$53)	(\$53)	(\$53)	(\$53)	(\$53)	(\$53)	(\$4,769)												
48	39220 Trans Eq, Trailers > \$1,000	(\$260,756)	(\$3,408)	(\$3,408)	(\$3,408)	(\$3,408)	(\$3,408)	(\$3,408)	(\$3,408)	(\$3,408)	(\$3,408)	(\$3,408)	(\$3,408)	(\$3,408)	(\$301,649)												
49	39221 Trans Eq, Trailers \$1000 or <	(\$2,061)	(\$32)	(\$32)	(\$32)	(\$32)	(\$32)	(\$32)	(\$32)	(\$32)	(\$32)	(\$32)	(\$32)	(\$32)	(\$2,449)												
50	39300 Stores Equipment	(\$31,878)	(\$405)	(\$418)	(\$432)	(\$432)	(\$432)	(\$432)	(\$432)	(\$432)	(\$432)	(\$432)	(\$432)	(\$432)	(\$37,017)												
51	39410 Tools, Garage & Service Eq	(\$62,599)	(\$1,194)	(\$1,194)	(\$1,195)	(\$1,209)	(\$1,229)	(\$1,071)	(\$914)	(\$922)	(\$922)	(\$922)	(\$922)	(\$922)	(\$75,213)												
52	39411 Tools, CNG Equip, Stationary	(\$0)	(\$0)	(\$0)	(\$0)	(\$0)	(\$0)	(\$0)	(\$0)	(\$0)	(\$0)	(\$0)	(\$0)	(\$0)	(\$0)												
53	39420 Tools, Shop Equipment	(\$28,066)	(\$822)	(\$822)	(\$822)	(\$822)	(\$823)	(\$824)	(\$824)	(\$824)	(\$824)	(\$824)	(\$824)	(\$824)	(\$37,941)												
54	39430 Tools, Tools and Other	\$2,419,922	\$55,158	\$55,334	\$55,493	\$56,261	\$56,889	\$58,099	\$59,815	\$61,924	\$64,584	\$65,662	\$66,078	\$70,468	\$3,145,686												
55	39500 Laboratory Equipment, Gas	(\$25,777)	(\$463)	(\$463)	(\$463)	(\$463)	(\$463)	(\$463)	(\$463)	(\$463)	(\$463)	(\$463)	(\$463)	(\$463)	(\$31,330)												
56	39600 Power Operated Equipment	(\$956,566)	(\$12,013)	(\$12,013)	(\$12,013)	(\$12,013)	(\$12,013)	(\$12,013)	(\$12,013)	(\$11,990)	(\$11,966)	(\$11,966)	(\$11,966)	(\$11,966)	(\$1,100,512)												

Columbia Gas of Ohio, Inc.
Capital Expenditures Program
Case No. 22-0621-GA-RDR
Annualized Depreciation

Data: 2021 - 12 Months Actual 0 Month Estimate

Schedule CEP-7

Line No.	Description	Total Cumulative Plant Additions	Total Cumulative Original Cost Retired	Total Cumulative Net Plant	Depr rate	Total Annualized Depreciation
1	30220 Franchises/Consent, Limited	\$0	(\$68)	(\$68)	0.00%	\$0
2	30300 Intangible Plt, General	\$1,578,972	(\$1,370,399)	\$208,573	0.00%	\$0
3	30330 Intangible Plt, Misc Software	\$109,070,729	(\$44,343,988)	\$64,726,740	20.00%	\$12,945,348
4	30399 Intangible Plt, Cloud Computing	\$13,025,659	\$0	\$13,025,659	20.00%	\$2,605,132
5	37420 Land, Other Distribution Sys	\$11,581	(\$44,858)	(\$33,278)	0.00%	\$0
6	37440 Land Rgts, Other Distr Sys	\$2,284,956	(\$58,392)	\$2,226,565	0.00%	\$0
7	37450 Rights of Way	\$29,593	\$0	\$29,593	0.00%	\$0
8	37520 Str, City Gate Mea & Reg	\$542,774	(\$47,466)	\$495,309	2.73%	\$13,522
9	37530 Str, General Mea & Reg	\$0	\$0	\$0	2.73%	\$0
10	37540 Str, Regulating	\$6,559,500	(\$684,106)	\$5,875,393	2.73%	\$160,398
11	37550 Str, Main Line Industrial M&R	\$222,454	\$0	\$222,454	3.75%	\$8,342
12	37560 Str, Distribtn Industrial M&R	\$0	(\$1,729)	(\$1,729)	3.75%	(\$65)
13	37570 Str, Other Distribution Sys	\$5,740,698	(\$2,030,788)	\$3,709,910	2.71%	\$100,539
14	37571 Str, Other Dist Sys, Leased	\$9,644,239	(\$948,915)	\$8,695,324	0.00%	\$0
15	37600 Mains	\$407,185,736	(\$37,462,251)	\$369,723,485	1.86%	\$6,876,857
16	37625 Mains Replacement	\$25,541,443	\$2,700,253	\$28,241,696	1.86%	\$525,296
17	37810 Mea & Reg Sta Eq, General	\$3,508,763	\$182,710	\$3,691,472	3.19%	\$117,758
18	37820 Mea & Reg Sta Eq, Regulating	\$117,504,999	(\$6,163,152)	\$111,341,848	3.19%	\$3,551,805
19	37821 Mea & Reg Sta Eq, Reg FMV	(\$1,813,753)	\$0	(\$1,813,753)	3.02%	(\$54,775)
20	37830 Mea & Reg Sta Eq, Local Gas	(\$4)	(\$81,810)	(\$81,814)	3.19%	(\$2,610)
21	37910 Mea & Reg Sta Eq, City Gate	\$15,473,708	(\$1,074,042)	\$14,399,666	3.44%	\$495,348
22	37911 Mea & Reg Sta Eq, Exch Gas	(\$79,907)	\$182,106	\$102,199	3.44%	\$3,516
23	37920 Mea & Reg Sta Eq, Main Line	\$771,894	(\$373,978)	\$397,916	3.44%	\$13,688
24	38000 Services	\$495,873,751	(\$43,818,007)	\$452,055,743	3.20%	\$14,465,784
25	38012 Riser Replacements	\$195,599	\$48,282	\$243,881	3.20%	\$7,804
26	38013 Services Replaced aff Risers	\$24,263,207	\$58,348	\$24,321,555	3.20%	\$778,290
27	38025 Services Replaced aff Mains	\$1,415,932	\$9,048,701	\$10,464,633	3.20%	\$334,868
28	38100 Meters	\$38,304,638	(\$12,167,635)	\$26,137,003	2.28%	\$595,924
29	38110 Auto Meter Reading Devices	\$5,117,053	\$16,555	\$5,133,608	6.67%	\$342,412
30	38200 Meter Installations	\$4,220,606	(\$6,386,383)	(\$2,165,777)	2.19%	(\$47,431)
31	38300 House Regulators	\$16,444,135	(\$782,046)	\$15,662,089	3.57%	\$559,137
32	38400 House Regulator Installation	\$0	(\$4,390,881)	(\$4,390,881)	3.57%	(\$156,754)
33	38500 Industrial Mea & Reg Sta Eq	\$6,587,987	(\$2,400,198)	\$4,187,789	3.67%	\$153,692
34	38710 Other Equipment	\$12,514	(\$1,038)	\$11,476	5.83%	\$669
35	38720 Other Equip, Odorization	\$85	\$23,138	\$23,223	5.83%	\$1,354
36	38741 Other Equip, Telephone	\$129,594	(\$16,290)	\$113,304	4.55%	\$5,155
37	38742 Other Equip, Radio	\$91,464	(\$123,778)	(\$32,315)	4.55%	(\$1,470)
38	38744 Other Equip, Oth Communicatn	\$86,507	(\$106,522)	(\$20,015)	4.55%	(\$911)
39	38745 Other Equip, Telemetering	\$15,310,105	(\$689,963)	\$14,620,142	4.55%	\$665,216
40	38746 Other Equip, Customr Info Srv	\$0	(\$25,994)	(\$25,994)	4.55%	(\$1,183)
41	38910 Land	\$0	(\$1,267,705)	(\$1,267,705)	0.00%	\$0
42	39021 Str, Gen Off, Impv Leased Prp	\$909,973	(\$9,141,291)	(\$8,231,318)	12.00%	(\$987,758)
43	39071 Str, Arena Off, Impv Leas Prp	\$15,144,126	\$0	\$15,144,126	6.25%	\$946,508
44	39110 OF&E, Unspecified	\$16,568,914	(\$5,832,582)	\$10,736,332	5.00%	\$536,817
45	39111 OF&E, Data Handling Equip	\$1,587,406	(\$1,700,147)	(\$112,741)	20.00%	(\$22,548)
46	39112 OF&E, Information Systems	\$10,055,281	(\$9,252,546)	\$802,735	20.00%	\$160,547
47	39120 OF&E, Air-Conditioning Equip	\$0	(\$12,793)	(\$12,793)	5.00%	(\$640)
48	39220 Trans Eq, Trailers > \$1,000	\$58,508	(\$671,599)	(\$613,091)	6.67%	(\$40,893)
49	39221 Trans Eq, Trailers \$1000 or <	\$0	(\$5,814)	(\$5,814)	6.67%	(\$388)
50	39300 Stores Equipment	\$0	(\$155,543)	(\$155,543)	3.33%	(\$5,180)
51	39410 Tools, Garage & Service Eq	\$124,933	(\$401,400)	(\$276,468)	4.00%	(\$11,059)
52	39411 Tools, CNG Equip, Stationary	\$0	(\$0)	(\$0)	10.00%	(\$0)
53	39420 Tools, Shop Equipment	\$9,234	(\$256,325)	(\$247,091)	4.00%	(\$9,884)
54	39430 Tools, Tools and Other	\$27,731,582	(\$5,350,990)	\$22,380,592	4.00%	\$895,224
55	39500 Laboratory Equipment, Gas	\$0	(\$111,066)	(\$111,066)	5.00%	(\$5,553)
56	39600 Power Operated Equipment	\$196,952	(\$2,659,932)	(\$2,462,980)	5.83%	(\$143,592)
57	39800 Miscellaneous Equipment	\$58,491	(\$1,026,076)	(\$967,586)	5.00%	(\$48,379)
58	Accumulated Net Plant	\$1,397,302,609	(\$191,180,392)	\$1,206,122,218		\$46,325,876

Columbia Gas of Ohio, Inc.
Capital Expenditures Program
Case No. 22-0621-GA-RDR
Deferred Depreciation

Data: 2021 - 12 Months Actual 0 Month Estimate

Schedule CEP-8
Page 1 of 3

No.	Description	2011	2012	2013	2014	2015	2016	2017	2018	2019	2020	2021	Total	
1	CEP Deferred Depreciation - Gross	\$75,418	\$1,562,920	\$2,975,233	\$6,811,676	\$10,848,642	\$14,824,789	\$18,200,756	\$19,616,229	\$4,326,457	\$6,203,058	\$8,531,343	\$93,976,521	
2	Amortization	\$0	\$0	\$0	\$0	\$0	\$0	\$0	(\$153,456)	(\$2,059,212)	\$ (2,542,715)	(2,707,617)	(\$7,463,000)	
3	Balance	\$75,418	\$1,562,920	\$2,975,233	\$6,811,676	\$10,848,642	\$14,824,789	\$18,200,756	\$19,462,773	\$2,267,245	\$3,660,342	\$5,823,726	\$86,513,521	
	DEFERRED DEPRECIATION ON PRIOR YEARS' INVESTMENT	January	February	March	April	May	June	July	August	September	October	November	December	Ending Balance
4	30220 Franchises/Consent, Limited	\$0	\$0	\$0	\$0	\$0	\$0	\$0	\$0	\$0	\$0	\$0	\$0	\$0
5	30300 Intangible PIt, General		\$0		\$0	\$0	\$0	\$0	\$0	\$0	\$0	\$0	\$0	\$0
6	30330 Intangible PIt, Misc Software	\$73,568	\$73,568	\$73,568	\$73,568	\$73,568	\$73,568	\$73,568	\$73,568	\$0	\$0	\$0	\$0	\$588,547
7	30399 Intangible PIt, Cloud Computing	\$53,658	\$53,658	\$53,658	\$53,658	\$53,658	\$53,658	\$53,658	\$53,658	\$0	\$0	\$0	\$0	\$429,262
8	37420 Land, Other Distribution Sys	\$0	\$0	\$0	\$0	\$0	\$0	\$0	\$0	\$0	\$0	\$0	\$0	\$0
9	37440 Land Rqts, Other Distr Sys	\$0	\$0	\$0	\$0	\$0	\$0	\$0	\$0	\$0	\$0	\$0	\$0	\$0
10	37450 Rights of Way	\$0	\$0	\$0	\$0	\$0	\$0	\$0	\$0	\$0	\$0	\$0	\$0	\$0
11	37520 Str, City Gate Mea & Reg	(\$12)	(\$12)	(\$12)	(\$12)	(\$12)	(\$12)	(\$12)	(\$12)	\$0	\$0	\$0	\$0	(\$93)
12	37530 Str, General Mea & Reg	\$0	\$0	\$0	\$0	\$0	\$0	\$0	\$0	\$0	\$0	\$0	\$0	\$0
13	37540 Str, Regulating	\$589	\$589	\$589	\$589	\$589	\$589	\$589	\$589	\$0	\$0	\$0	\$0	\$4,712
14	37550 Str, Main Line Industrial M&R	\$0	\$0	\$0	\$0	\$0	\$0	\$0	\$0	\$0	\$0	\$0	\$0	\$0
15	37560 Str, Distribtn Industrial M&R	(\$5)	(\$5)	(\$5)	(\$5)	(\$5)	(\$5)	(\$5)	(\$5)	\$0	\$0	\$0	\$0	(\$40)
16	37570 Str, Other Distribution Sys	\$157	\$157	\$157	\$157	\$157	\$157	\$157	\$157	\$0	\$0	\$0	\$0	\$1,252
17	37571 Str, Other Dist Sys, Leased	\$0	\$0	\$0	\$0	\$0	\$0	\$0	\$0	\$0	\$0	\$0	\$0	\$0
18	37600 Mains	\$64,631	\$64,631	\$64,631	\$64,631	\$64,631	\$64,631	\$64,631	\$64,631	\$0	\$0	\$0	\$0	\$517,051
19	37625 Mains Replacement	\$3,547	\$3,547	\$3,547	\$3,547	\$3,547	\$3,547	\$3,547	\$3,547	\$0	\$0	\$0	\$0	\$28,372
20	37810 Mea & Reg Sta Eq, General	(\$10)	(\$10)	(\$10)	(\$10)	(\$10)	(\$10)	(\$10)	(\$10)	\$0	\$0	\$0	\$0	(\$82)
21	37820 Mea & Reg Sta Eq, Regulating	\$41,412	\$41,412	\$41,412	\$41,412	\$41,412	\$41,412	\$41,412	\$41,412	\$0	\$0	\$0	\$0	\$331,297
22	37821 Mea & Reg Sta Eq, Reg FMV	\$0	\$0	\$0	\$0	\$0	\$0	\$0	\$0	\$0	\$0	\$0	\$0	\$0
23	37830 Mea & Reg Sta Eq, Local Gas	\$0	\$0	\$0	\$0	\$0	\$0	\$0	\$0	\$0	\$0	\$0	\$0	\$0
24	37910 Mea & Reg Sta Eq, City Gate	\$5,650	\$5,650	\$5,650	\$5,650	\$5,650	\$5,650	\$5,650	\$5,650	\$0	\$0	\$0	\$0	\$45,196
25	37911 Mea & Reg Sta Eq, Exch Gas	(\$8)	(\$8)	(\$8)	(\$8)	(\$8)	(\$8)	(\$8)	(\$8)	\$0	\$0	\$0	\$0	(\$67)
26	37920 Mea & Reg Sta Eq, Main Line	(\$1)	(\$1)	(\$1)	(\$1)	(\$1)	(\$1)	(\$1)	(\$1)	\$0	\$0	\$0	\$0	(\$9)
27	38000 Services	\$158,935	\$158,935	\$158,935	\$158,935	\$158,935	\$158,935	\$158,935	\$158,935	\$0	\$0	\$0	\$0	\$1,271,482
28	38012 Riser Replacements	\$6	\$6	\$6	\$6	\$6	\$6	\$6	\$6	\$0	\$0	\$0	\$0	\$51
29	38013 Services Replaced aff Risers	\$49,915	\$49,915	\$49,915	\$49,915	\$49,915	\$49,915	\$49,915	\$49,915	\$0	\$0	\$0	\$0	\$399,322
30	38025 Services Replaced aff Mains	(\$34)	(\$34)	(\$34)	(\$34)	(\$34)	(\$34)	(\$34)	(\$34)	\$0	\$0	\$0	\$0	(\$271)
31	38100 Meters	\$5,045	\$5,045	\$5,045	\$5,045	\$5,045	\$5,045	\$5,045	\$5,045	\$0	\$0	\$0	\$0	\$40,362
32	38110 Auto Meter Reading Devices	\$1,265	\$1,265	\$1,265	\$1,265	\$1,265	\$1,265	\$1,265	\$1,265	\$0	\$0	\$0	\$0	\$10,117
33	38200 Meter Installations	\$1,577	\$1,577	\$1,577	\$1,577	\$1,577	\$1,577	\$1,577	\$1,577	\$0	\$0	\$0	\$0	\$12,619
34	38300 House Regulators	\$2,127	\$2,127	\$2,127	\$2,127	\$2,127	\$2,127	\$2,127	\$2,127	\$0	\$0	\$0	\$0	\$17,018
35	38400 House Regulator Installation	\$0	\$0	\$0	\$0	\$0	\$0	\$0	\$0	\$0	\$0	\$0	\$0	\$0
36	38500 Industrial Mea & Reg Sta Eq	\$449	\$449	\$449	\$449	\$449	\$449	\$449	\$449	\$0	\$0	\$0	\$0	\$3,595
37	38710 Other Equipment	(\$1)	(\$1)	(\$1)	(\$1)	(\$1)	(\$1)	(\$1)	(\$1)	\$0	\$0	\$0	\$0	(\$7)
38	38720 Other Equip, Odorization	(\$3)	(\$3)	(\$3)	(\$3)	(\$3)	(\$3)	(\$3)	(\$3)	\$0	\$0	\$0	\$0	(\$26)
39	38741 Other Equip, Telephone	\$0	\$0	\$0	\$0	\$0	\$0	\$0	\$0	\$0	\$0	\$0	\$0	\$0
40	38742 Other Equip, Radio	(\$65)	(\$65)	(\$65)	(\$65)	(\$65)	(\$65)	(\$65)	(\$65)	\$0	\$0	\$0	\$0	(\$520)
41	38744 Other Equip, Oth Communicatn	(\$15)	(\$15)	(\$15)	(\$15)	(\$15)	(\$15)	(\$15)	(\$15)	\$0	\$0	\$0	\$0	(\$116)
42	38745 Other Equip, Telemetering	\$10,698	\$10,698	\$10,698	\$10,698	\$10,698	\$10,698	\$10,698	\$10,698	\$0	\$0	\$0	\$0	\$85,588
43	38746 Other Equip, Customr Info Srv	(\$37)	(\$37)	(\$37)	(\$37)	(\$37)	(\$37)	(\$37)	(\$37)	\$0	\$0	\$0	\$0	(\$297)
44	38910 Land	\$0	\$0	\$0	\$0	\$0	\$0	\$0	\$0	\$0	\$0	\$0	\$0	\$0
45	39021 Str, Gen Off, Impv Leased Prp	\$0	\$0	\$0	\$0	\$0	\$0	\$0	\$0	\$0	\$0	\$0	\$0	\$0
46	39071 Str, Arena Off, Impv Leas Prp	\$0	\$0	\$0	\$0	\$0	\$0	\$0	\$0	\$0	\$0	\$0	\$0	\$0
47	39110 OF&E, Unspecified	(\$258)	(\$258)	(\$258)	(\$258)	(\$258)	(\$258)	(\$258)	(\$258)	\$0	\$0	\$0	\$0	(\$2,066)
48	39111 OF&E, Data Handling Equip	\$0	\$0	\$0	\$0	\$0	\$0	\$0	\$0	\$0	\$0	\$0	\$0	\$0
49	39112 OF&E, Information Systems	(\$12,976)	(\$12,976)	(\$12,976)	(\$12,976)	(\$12,976)	(\$12,976)	(\$12,976)	(\$12,976)	\$0	\$0	\$0	\$0	(\$103,804)
50	39120 OF&E, Air-Conditioning Equip	\$0	\$0	\$0	\$0	\$0	\$0	\$0	\$0	\$0	\$0	\$0	\$0	\$0
51	39220 Trans Eq, Trailers > \$1,000	\$0	\$0	\$0	\$0	\$0	\$0	\$0	\$0	\$0	\$0	\$0	\$0	\$0
52	39221 Trans Eq, Trailers \$1000 or <	\$0	\$0	\$0	\$0	\$0	\$0	\$0	\$0	\$0	\$0	\$0	\$0	\$0
53	39300 Stores Equipment	(\$42)	(\$42)	(\$42)	(\$42)	(\$42)	(\$42)	(\$42)	(\$42)	\$0	\$0	\$0	\$0	(\$336)
54	39410 Tools, Garage & Service Eq	\$18	\$18	\$18	\$18	\$18	\$18	\$18	\$18	\$0	\$0	\$0	\$0	\$146
55	39411 Tools, CNG Equip, Stationary	\$0	\$0	\$0	\$0	\$0	\$0	\$0	\$0	\$0	\$0	\$0	\$0	\$0
56	39420 Tools, Shop Equipment	(\$299)	(\$299)	(\$299)	(\$299)	(\$299)	(\$299)	(\$299)	(\$299)	\$0	\$0	\$0	\$0	(\$2,395)
57	39430 Tools, Tools and Other	\$13,289	\$13,289	\$13,289	\$13,289	\$13,289	\$13,289	\$13,289	\$13,289	\$0	\$0	\$0	\$0	\$106,315
58	39500 Laboratory Equipment, Gas	\$0	\$0	\$0	\$0	\$0	\$0	\$0	\$0	\$0	\$0	\$0	\$0	\$0
59	39600 Power Operated Equipment	\$0	\$0	\$0	\$0	\$0	\$0	\$0	\$0	\$0	\$0	\$0	\$0	\$0
60	39800 Miscellaneous Equipment	(\$234)	(\$234)	(\$234)	(\$234)	(\$234)	(\$234)	(\$234)	(\$234)	\$0	\$0	\$0	\$0	(\$1,873)
61	Total Net Plant Depreciation Deferral by Month	\$472,538	\$472,538	\$472,538	\$472,538	\$472,538	\$472,538	\$472,538	\$472,538	\$0	\$0	\$0	\$0	\$3,780,303

Columbia Gas of Ohio, Inc.
Capital Expenditures Program
Case No. 22-0621-GA-RDR
Deferred Depreciation

Data: 2021 - 12 Months Actual 0 Month Estimate

Schedule CEP-8

Page 2 of 3

Line No.	DEFERRED DEPRECIATION ON 2021 INVESTMENT	January	February	March	April	May	June	July	August	September	October	November	December	Ending Balance
1	30220 Franchises/Consent, Limited	\$0	\$0	\$0	\$0	\$0	\$0	\$0	\$0	\$0	\$0	\$0	\$0	\$0
2	30300 Intangible Plt, General	\$0	\$0	\$0	\$0	\$0	\$0	\$0	\$0	\$0	\$0	\$0	\$0	\$0
3	30330 Intangible Plt, Misc Software	(\$4,291)	\$10,234	\$28,526	\$85,219	\$120,080	\$126,784	\$184,087	\$231,690	\$252,661	\$246,086	\$270,066	\$354,624	\$1,905,766
4	30399 Intangible Plt, Cloud Computing	\$0	\$2,888	\$5,915	\$10,078	\$14,132	\$31,277	\$68,603	\$89,644	\$103,482	\$132,778	\$150,108	\$157,293	\$766,200
5	37420 Land, Other Distribution Sys	\$0	\$0	\$0	\$0	\$0	\$0	\$0	\$0	\$0	\$0	\$0	\$0	\$0
6	37440 Land Rgts, Other Distr Sys	\$0	\$0	\$0	\$0	\$0	\$0	\$0	\$0	\$0	\$0	\$0	\$0	\$0
7	37450 Rights of Way	\$0	\$0	\$0	\$0	\$0	\$0	\$0	\$0	\$0	\$0	\$0	\$0	\$0
8	37520 Str, City Gate Mea & Reg	\$0	\$0	\$0	\$0	\$0	\$0	\$0	\$0	(\$2)	(\$7)	(\$11)	(\$11)	(\$30)
9	37530 Str, General Mea & Reg	\$0	\$0	\$0	\$0	\$0	\$0	\$0	\$0	\$0	\$0	\$0	\$0	\$0
10	37540 Str, Regulating	\$1	\$34	\$71	\$75	\$89	\$107	\$110	\$188	\$295	\$337	\$354	\$461	\$2,121
11	37550 Str, Main Line Industrial M&R	\$0	\$0	\$0	\$0	\$0	\$0	\$0	\$0	\$0	\$0	\$0	\$0	\$0
12	37560 Str, Distribtn Industrial M&R	\$0	\$0	\$0	\$0	\$0	\$0	\$0	\$0	\$0	\$0	\$0	\$0	\$0
13	37570 Str, Other Distribution Sys	\$0	\$0	\$0	\$0	\$0	\$0	\$0	\$1	\$11	\$22	\$1,445	\$3,055	\$4,534
14	37571 Str, Other Dist Sys, Leased	\$0	\$0	\$0	\$0	\$0	\$0	\$0	\$0	\$0	\$0	\$0	\$0	\$0
15	37600 Mains	\$2,837	\$7,387	\$11,706	\$18,636	\$26,204	\$33,154	\$39,114	\$44,339	\$51,639	\$59,992	\$68,334	\$78,818	\$442,161
16	37625 Mains Replacement	\$29	\$60	\$70	\$80	\$80	\$296	\$600	\$730	\$770	\$913	\$1,047	\$19,101	\$23,777
17	37810 Mea & Reg Sta Eq, General	\$0	\$0	\$0	\$0	\$0	\$0	\$0	\$0	\$0	\$0	\$0	\$0	\$0
18	37820 Mea & Reg Sta Eq, Regulating	\$2,139	\$6,563	\$11,246	\$15,484	\$21,627	\$25,567	\$26,889	\$34,272	\$44,005	\$52,996	\$64,091	\$72,256	\$377,134
19	37821 Mea & Reg Sta Eq, Reg FMV	\$0	\$0	\$0	\$0	\$0	\$0	\$0	\$0	\$0	\$0	\$0	\$0	\$0
20	37830 Mea & Reg Sta Eq, Local Gas	\$0	\$0	(\$14)	(\$28)	(\$29)	(\$29)	(\$30)	(\$31)	(\$49)	(\$66)	(\$66)	(\$70)	(\$411)
21	37910 Mea & Reg Sta Eq, City Gate	\$28	\$358	\$669	\$591	\$538	\$558	\$637	\$864	\$1,133	\$1,366	\$1,564	\$1,436	\$9,743
22	37911 Mea & Reg Sta Eq, Exch Gas	\$0	\$0	\$0	\$0	\$0	\$0	\$0	\$0	\$0	\$0	\$0	\$0	\$0
23	37920 Mea & Reg Sta Eq, Main Line	\$0	\$0	\$0	(\$1)	(\$2)	(\$2)	(\$3)	(\$5)	(\$7)	(\$8)	(\$9)	(\$247)	(\$284)
24	38000 Services	\$6,579	\$18,547	\$30,727	\$43,776	\$56,081	\$68,451	\$80,930	\$94,478	\$109,962	\$130,827	\$152,239	\$172,436	\$965,034
25	38012 Riser Replacements	\$0	\$0	\$0	\$0	\$22	\$80	\$123	\$129	\$129	\$193	\$258	\$258	\$1,191
26	38013 Services Replaced aff Risers	\$0	\$0	\$0	\$0	\$0	\$0	\$0	\$0	\$0	\$1,819	\$7,020	\$13,894	\$22,733
27	38025 Services Replaced aff Mains	\$0	\$0	\$0	\$0	\$0	\$0	\$0	\$0	\$0	\$211	\$421	\$383	\$1,015
28	38100 Meters	\$41	\$292	\$356	\$546	\$793	\$2,085	\$3,518	\$3,515	\$4,140	\$5,106	\$6,046	\$7,017	\$33,454
29	38110 Auto Meter Reading Devices	\$0	\$16	\$32	\$32	\$32	\$32	\$32	\$32	\$947	\$1,861	\$1,861	\$1,861	\$6,740
30	38200 Meter Installations	(\$1)	(\$2)	(\$2)	(\$454)	(\$905)	(\$965)	(\$1,032)	(\$1,045)	(\$1,013)	(\$1,780)	(\$2,542)	(\$861)	(\$10,603)
31	38300 House Regulators	\$332	\$961	\$1,490	\$1,909	\$2,249	\$2,547	\$2,923	\$3,392	\$3,943	\$4,575	\$5,404	\$4,089	\$33,814
32	38400 House Regulator Installation	\$0	\$0	\$0	\$0	\$0	\$0	\$0	\$0	\$0	\$0	\$0	\$0	\$0
33	38500 Industrial Mea & Reg Sta Eq	(\$24)	(\$63)	(\$221)	(\$382)	(\$398)	(\$409)	(\$412)	(\$416)	(\$429)	(\$417)	(\$195)	\$163	(\$3,203)
34	38710 Other Equipment	\$0	\$0	\$0	\$0	\$0	\$0	\$0	\$0	\$0	\$0	\$0	\$0	\$0
35	38720 Other Equip, Odorization	\$0	\$0	\$0	\$0	\$0	\$0	\$0	\$0	\$0	\$0	\$0	\$0	\$0
36	38741 Other Equip, Telephone	\$0	\$0	\$0	\$0	\$0	\$0	\$0	\$0	\$0	\$0	\$0	\$0	\$0
37	38742 Other Equip, Radio	\$0	(\$1)	(\$13)	(\$23)	(\$39)	(\$56)	(\$56)	(\$56)	(\$57)	(\$58)	(\$58)	(\$59)	(\$476)
38	38744 Other Equip, Oth Communicatn	(\$1)	(\$2)	(\$4)	(\$6)	(\$8)	(\$11)	(\$23)	(\$35)	(\$37)	(\$38)	(\$52)	(\$103)	(\$318)
39	38745 Other Equip, Telemetering	\$52	\$122	\$227	\$376	\$674	\$1,008	\$1,092	\$1,240	\$1,453	\$1,978	\$2,722	\$3,272	\$14,216
40	38746 Other Equip, Customr Info Srv	\$0	\$0	\$0	\$0	\$0	\$0	(\$27)	(\$54)	(\$54)	(\$54)	(\$54)	(\$54)	(\$297)
41	38910 Land	\$0	\$0	\$0	\$0	\$0	\$0	\$0	\$0	\$0	\$0	\$0	\$0	\$0
42	39021 Str, Gen Off, Impv Leased Prp	\$0	\$0	\$0	\$0	\$0	\$0	\$0	\$0	\$0	\$0	\$0	\$0	\$0
43	39071 Str, Arena Off, Impv Leas Prp	\$0	\$0	\$0	\$0	\$0	\$0	\$0	\$0	\$0	\$0	\$0	\$0	\$0
44	39110 OF&E, Unspecified	(\$25)	(\$49)	(\$49)	(\$120)	(\$190)	(\$190)	(\$190)	(\$190)	\$40	\$270	\$446	\$624	\$376
45	39111 OF&E, Data Handling Equip	(\$1,422)	(\$2,844)	(\$2,844)	(\$2,844)	(\$2,844)	(\$2,844)	(\$2,844)	(\$2,844)	(\$2,844)	(\$2,844)	(\$2,844)	(\$2,844)	(\$32,704)
46	39112 OF&E, Information Systems	\$6,680	\$13,361	\$13,286	\$13,226	\$13,233	\$13,225	\$13,225	\$13,225	\$13,225	\$8,831	\$2,189	(\$58)	\$123,650
47	39120 OF&E, Air-Conditioning Equip	\$0	\$0	\$0	\$0	\$0	\$0	\$0	\$0	\$0	\$0	\$0	\$0	\$0
48	39220 Trans Eq, Trailers > \$1,000	\$0	\$0	\$0	\$0	\$0	\$0	\$0	\$0	\$0	\$0	\$0	\$0	\$0
49	39221 Trans Eq, Trailers \$1000 or <	\$0	\$0	\$0	\$0	\$0	\$0	\$0	\$0	\$0	\$0	\$0	\$0	\$0
50	39300 Stores Equipment	\$0	(\$13)	(\$27)	(\$27)	(\$27)	(\$27)	(\$27)	(\$27)	(\$27)	(\$27)	(\$27)	(\$27)	(\$279)
51	39410 Tools, Garage & Service Eq	\$0	(\$1)	(\$2)	(\$15)	(\$36)	\$122	\$272	\$272	\$272	\$272	\$272	\$272	\$1,708
52	39411 Tools, CNG Equip, Stationary	\$0	\$0	\$0	\$0	\$0	\$0	\$0	\$0	\$0	\$0	\$0	\$0	\$0
53	39420 Tools, Shop Equipment	\$0	\$0	\$0	\$0	(\$1)	(\$2)	(\$2)	(\$2)	(\$2)	(\$2)	(\$2)	(\$2)	(\$15)
54	39430 Tools, Tools and Other	\$17	\$193	\$352	\$1,120	\$1,749	\$2,959	\$4,674	\$6,784	\$9,444	\$10,521	\$10,937	\$15,327	\$64,079
55	39500 Laboratory Equipment, Gas	\$0	\$0	\$0	\$0	\$0	\$0	\$0	\$0	\$0	\$0	\$0	\$0	\$0
56	39600 Power Operated Equipment	\$0	\$0	\$0	\$0	\$0	\$0	\$0	\$24	\$47	\$47	\$47	\$47	\$212
57	39800 Miscellaneous Equipment	\$0	\$0	\$0	\$0	\$0	\$0	\$0	\$0	\$0	\$0	\$0	\$0	\$0
58	Total Net Plant Depreciation Deferral	\$12,970	\$58,042	\$101,500	\$187,251	\$253,106	\$303,717	\$422,192	\$520,116	\$593,078	\$655,703	\$741,012	\$902,352	\$4,751,040

**Columbia Gas of Ohio, Inc.
Capital Expenditures Program
Case No. 22-0621-GA-RDR
Deferred Depreciation**

Data: 2021 - 12 Months Actual 0 Month Estimate

Schedule CEP-8

Page 3 of 3

Line No.		Beginning Balance	January	February	March	April	May	June	July	August	September	October	November	December	TOTAL
1	DEFERRED DEPRECIATION:														
2	Deferred Depreciation	\$85,445,178	\$485,508	\$530,580	\$574,038	\$659,789	\$725,643	\$776,255	\$894,730	\$992,654	\$593,078	\$655,703	\$741,012	\$902,352	\$93,976,521
3	Amortization	<u>(\$4,755,383)</u>	<u>(\$219,897)</u>	<u>(\$219,897)</u>	<u>(\$219,897)</u>	<u>(\$219,897)</u>	<u>(\$219,897)</u>	<u>(\$219,897)</u>	<u>(\$219,897)</u>	<u>(\$219,897)</u>	<u>(\$237,110)</u>	<u>(\$237,110)</u>	<u>(\$237,110)</u>	<u>(\$237,110)</u>	<u>(\$7,463,000)</u>
2	Total Cumulative Deferred Depreciation	\$80,689,795	\$265,611	\$310,683	\$354,141	\$439,892	\$505,747	\$556,358	\$674,833	\$772,757	\$355,968	\$418,593	\$503,902	\$665,241	\$86,513,521

4 **Annualized Deferred Depreciation Amortization:**

		2018	2019	2020	2021
5	Cumulative Deferred Depreciation	\$74,915,663	\$79,242,120	\$85,445,178	\$93,976,521
6	Amortization Rate	3.33%	3.33%	3.33%	3.33%
7	Annualized Deferred Depreciation Amort	\$2,494,692	\$2,638,763	\$2,845,324	\$3,129,418
8	Monthly Deferred Depreciation Amort	\$207,891	\$219,897	\$237,110	\$260,785

Columbia Gas of Ohio, Inc.
Capital Expenditures Program
Case No. 22-0621-GA-RDR
Post in Service Carrying Cost

Data: 2021 - 12 Months Actual 0 Month Estimate

Schedule CEP-9

Line No.	Description	January	February	March	April	May	June	July	August	September	October	November	December	TOTAL
<u>2021 PISCC Prior Year's Investment:</u>														
1	2020 Net Plant	\$158,552,913	\$158,552,913	\$158,552,913	\$158,552,913	\$158,552,913	\$158,552,913	\$158,552,913	\$158,552,913	\$158,552,913	\$0	\$0	\$0	
2	2020 Deferred Depreciation	\$6,203,058	\$6,203,058	\$6,203,058	\$6,203,058	\$6,203,058	\$6,203,058	\$6,203,058	\$6,203,058	\$6,203,058	\$0	\$0	\$0	
3	2020 PISCC Deferral Investment	\$152,349,855	\$152,349,855	\$152,349,855	\$152,349,855	\$152,349,855	\$152,349,855	\$152,349,855	\$152,349,855	\$152,349,855	\$0	\$0	\$0	
4	2020 PISCC Rate	0.39%	0.39%	0.39%	0.39%	0.39%	0.39%	0.39%	0.39%	0.39%	0.38%	0.37%	0.37%	
5	Deferred PISCC	\$597,973	\$597,973	\$597,973	\$592,895	\$592,895	\$592,895	\$592,895	\$592,895	\$592,895	\$0	\$0	\$0	
<u>2021 PISCC Current Year's Investment:</u>														
6	2021 Net Plant	\$0	\$10,652,930	\$22,002,006	\$32,169,836	\$51,544,366	\$60,890,325	\$78,420,950	\$93,616,488	\$111,185,184	\$129,775,410	\$150,905,851	\$176,723,383	
7	2021 Deferred Depreciation	\$0	\$485,508	\$1,016,087	\$1,590,125	\$2,249,914	\$2,975,557	\$3,751,813	\$4,646,543	\$5,639,197	\$6,232,275	\$6,887,978	\$7,628,991	
8	2021 PISCC Deferral Investment	\$0	\$10,167,422	\$20,985,918	\$30,579,711	\$49,294,452	\$57,914,768	\$74,669,137	\$88,969,945	\$105,545,987	\$123,543,135	\$144,017,872	\$169,094,393	
9	2021 PISCC Rate	0.39%	0.39%	0.39%	0.39%	0.39%	0.39%	0.39%	0.39%	0.39%	0.38%	0.37%	0.37%	
10	Deferred PISCC	\$0	\$39,907	\$82,370	\$119,006	\$191,838	\$225,385	\$290,587	\$346,241	\$410,750	\$471,523	\$530,466	\$622,831	

		Beginning Balance	Calendar Year 2021												TOTAL
<u>DEFERRED PISCC:</u>			January	February	March	April	May	June	July	August	September	October	November	December	
11	Deferred PISCC	\$113,618,921	\$597,973	\$637,880	\$680,343	\$711,901	\$784,732	\$818,280	\$883,482	\$939,136	\$1,003,645	\$471,523	\$530,466	\$622,831	\$122,301,113
12	Amortization	(\$6,262,115)	(\$291,875)	(\$291,875)	(\$291,875)	(\$291,875)	(\$291,875)	(\$291,875)	(\$291,875)	(\$291,875)	(\$315,293)	(\$315,293)	(\$315,293)	(\$315,293)	(\$9,858,282)
13	Total Cumulative PISCC	\$107,356,805	\$306,099	\$346,006	\$388,468	\$420,026	\$492,858	\$526,405	\$591,608	\$647,262	\$688,352	\$156,230	\$215,173	\$307,539	\$112,442,831

Annualized PISCC Amortization:

		2018	2019	2020	2021
14	Cumulative Deferred PISCC	\$99,226,635	\$105,180,028	\$113,618,921	\$122,301,113
15	Depreciation Rate	3.33%	3.33%	3.33%	3.33%
16	Annualized Deferred PISCC Amort	\$3,304,247	\$3,502,495	\$3,783,510	\$4,072,627
17	Monthly Deferred PISCC Amort	\$275,353.91	\$291,875	\$315,293	\$339,385.59

Columbia Gas of Ohio, Inc.
Capital Expenditures Program
Case No. 22-0621-GA-RDR
Annualized Property Tax Expense Calculation

Data: 2021 - 12 Months Actual 0 Month Estimate

Schedule CEP-10

Line No.	Description	2011	2012	2013	2014	2015	2016	2017	2018	2019	2020	2021	TOTAL
1	Annual Investment as of December 31 of prior year ⁽¹⁾	\$16,835,080	\$55,188,344	\$63,813,207	\$117,188,314	\$129,028,033	\$105,967,703	\$118,207,973	\$114,175,032	\$172,734,746	\$166,389,797	\$241,452,485	
2	Percent Good ⁽²⁾	65.00%	68.30%	71.70%	75.00%	78.30%	81.70%	85.00%	88.30%	91.70%	95.00%	98.30%	
3	Taxable Value	\$10,942,802	\$37,693,639	\$45,754,069	\$87,891,236	\$101,028,950	\$86,575,613	\$100,476,777	\$100,816,553	\$158,397,762	\$158,070,307	\$237,347,793	
4	Valuation Percentage	25.00%	25.00%	25.00%	25.00%	25.00%	25.00%	25.00%	25.00%	25.00%	25.00%	25.00%	
5	Total Taxable Value	\$2,735,701	\$9,423,410	\$11,438,517	\$21,972,809	\$25,257,237	\$21,643,903	\$25,119,194	\$25,204,138	\$39,599,441	\$39,517,577	\$59,336,948	
6	Average Property Tax Rate per \$1,000 of Valuation	\$94.60	\$94.60	\$94.60	\$94.60	\$94.60	\$94.60	\$94.60	\$94.60	\$94.60	\$94.60	\$94.60	
7	Property Tax	\$258,797	\$891,455	\$1,082,084	\$2,078,628	\$2,389,335	\$2,047,513	\$2,376,276	\$2,384,311	\$3,746,107	\$3,738,363	\$5,613,275	\$26,606,144

⁽¹⁾ Annual Investment equals Plant Additions - Original Cost Retired

⁽²⁾ Columbia's Annual Report, Schedule C - 30 Year Class Life Distribution Plant

Calendar Year 2021

Line No.	Description	Beginning Balance	January	February	March	April	May	June	July	August	September	October	November	December	Total
Deferred Property Tax Expense Calculation															
8	Deferral ⁽³⁾	\$45,634,167	\$324,022	\$324,022	\$324,022	\$324,022	\$324,022	\$324,022	\$324,022	\$324,022	\$0	\$0	\$0	\$0	\$48,226,339
9	Amortization	(\$2,586,370)	(\$119,187)	(\$119,187)	(\$119,187)	(\$119,187)	(\$119,187)	(\$119,187)	(\$119,187)	(\$119,187)	(\$126,635)	(\$126,635)	(\$126,635)	(\$126,635)	(\$4,046,404)
10	Net Deferral Balance	\$43,047,797	\$204,835	\$204,835	\$204,835	\$204,835	\$204,835	\$204,835	\$204,835	\$204,835	(\$126,635)	(\$126,635)	(\$126,635)	(\$126,635)	\$44,179,935

⁽³⁾ Deferred property taxes are based off of the 2020 Property Tax Expense shown on Schedule CEP-10, Case No. 21-0023-GA-RDR.

Annualized Property Tax Amortization:

	2018	2019	2020	2021
11 Cumulative Deferred Property Tax	\$41,176,924	\$42,950,222	\$45,634,167	\$48,226,339
12 Weighted Average Depreciation Rate	3.33%	3.33%	3.33%	3.33%
13 Annualized Deferred Property Tax Amortization	\$1,371,192	\$1,430,242	\$1,519,618	\$1,605,937
14 Monthly Deferred Property Tax Amortization	\$114,266	\$119,187	\$126,635	\$133,828

Columbia Gas of Ohio, Inc.
Capital Expenditures Program
Case No. 22-0621-GA-RDR
Deferred Tax - Liberalized Depreciation

Data: 2021 - 12 Months Actual 0 Month Estimate

Schedule CEP-11

Line No.	Description	2011	2012	2013	2014	2015	2016	Jan - Sep 2017	Oct - Dec 2017	2018	2019	2020	2021	Cumulative TOTAL
1	Plant Additions	\$18,987,654	\$60,372,513	\$72,867,694	\$128,819,142	\$135,095,385	\$115,080,721	\$79,806,331	\$48,857,960	\$121,672,839	\$185,111,735	\$177,176,687	\$253,453,945	
2	Original Cost of Retirement	\$0	\$0	\$0	\$0	\$0	\$0	\$0	\$0	\$0	\$0	\$0	\$0	
3	TOTAL Net Plant Additions	\$18,987,654	\$60,372,513	\$72,867,694	\$128,819,142	\$135,095,385	\$115,080,721	\$79,806,331	\$48,857,960	\$121,672,839	\$185,111,735	\$177,176,687	\$253,453,945	
4	Depreciation Expense - Plant	\$0	\$0	\$0	\$0	\$0	\$0	\$0	\$0	\$21,300,563	\$25,532,864	\$31,191,737	\$38,997,123	
5	MACRS Depn/Amort (Calculated Below)	\$18,987,654	\$34,159,749	\$42,168,271	\$76,028,080	\$83,282,256	\$76,707,715	\$60,147,579	\$48,857,960	\$33,827,520	\$55,125,268	\$72,552,334	\$91,561,682	
6	Difference between Book Depn & Tax Depn	(\$18,987,654)	(\$34,159,749)	(\$42,168,271)	(\$76,028,080)	(\$83,282,256)	(\$76,707,715)	(\$60,147,579)	(\$48,857,960)	(\$12,526,957)	(\$29,592,404)	(\$41,360,597)	(\$52,564,559)	
7	Federal Income Tax Rate	21%	21%	21%	21%	21%	21%	21%	21%	21%	21%	21%	21%	
8	Deferred Tax-Liberalized Depreciation	(\$3,987,407)	(\$7,173,547)	(\$8,855,337)	(\$15,965,897)	(\$17,489,274)	(\$16,108,620)	(\$12,630,992)	(\$10,260,172)	(\$2,630,661)	(\$6,214,405)	(\$8,685,725)	(\$11,038,557)	(\$121,040,594)
9	NOL Attributable to Deferred Taxes	\$4,058,982	\$5,255,576	(\$1,175,866)	\$4,672,393	(\$5,518,680)	\$7,033,533	\$17,826,976	\$0	(\$1,114,125)	(\$12,454,147)	(\$116,790)	(\$798,329)	\$17,669,523
10	Total Deferred Taxes	\$71,575	(\$1,917,971)	(\$10,031,203)	(\$11,293,504)	(\$23,007,954)	(\$9,075,087)	\$5,195,984	(\$10,260,172)	(\$3,744,786)	(\$18,668,552)	(\$8,802,516)	(\$11,836,886)	(\$103,371,071)
		2011	2012	2013	2014	2015	2016	Jan - Sep 2017	Oct - Dec 2017	2018	2019	2020	2021	TOTAL
11	2011	\$18,987,654												\$18,987,654
12	2012		\$34,159,749											\$34,159,749
13	2013		1,966,025	\$40,202,246										\$42,168,271
14	2014		1,818,417	\$2,449,994	\$71,759,669									\$76,028,080
15	2015		1,682,247	\$2,266,049	\$4,279,609	\$75,054,352								\$83,282,256
16	2016		1,555,881	\$2,096,358	\$3,958,297	\$4,503,233	\$64,593,945							\$76,707,715
17	2017		1,439,319	\$1,938,885	\$3,661,884	\$4,165,132	\$3,786,639	\$45,155,719	\$48,857,960					\$109,005,539
18	2018		1,331,200	\$1,793,630	\$3,386,813	\$3,853,231	\$3,502,340	\$2,598,886		\$17,361,420				\$33,827,520
19	2019		1,231,523	\$1,658,896	\$3,133,084	\$3,563,786	\$3,240,071	\$2,403,762		\$7,823,627	\$32,070,518			\$55,125,268
20	2020		1,215,183	\$1,534,682	\$2,897,732	\$3,296,799	\$2,996,685	\$2,223,759		\$7,236,232	\$11,478,489	\$39,672,773		\$72,552,334
21	2021		1,214,911	\$1,514,319	\$2,680,758	\$3,049,149	\$2,772,183	\$2,056,716		\$6,694,355	\$10,616,688	\$10,313,151	\$50,649,454	\$91,561,682
22	2022		1,215,183	\$1,513,980	\$2,645,188	\$2,820,837	\$2,563,941	\$1,902,634		\$6,191,492	\$9,821,668	\$9,538,843	\$15,210,864	\$53,424,630
23	2023		1,214,911	\$1,514,319	\$2,644,595	\$2,783,409	\$2,371,960	\$1,759,711		\$5,727,645	\$9,083,891	\$8,824,537	\$14,068,837	\$49,993,816
24	2024		1,215,183	\$1,513,980	\$2,645,188	\$2,782,785	\$2,340,488	\$1,627,949		\$5,297,394	\$8,403,354	\$8,161,661	\$13,015,307	\$47,003,290
25	2025		1,214,911	\$1,514,319	\$2,644,595	\$2,783,409	\$2,339,964	\$1,606,348		\$4,900,740	\$7,772,109	\$7,550,215	\$12,037,632	\$44,364,242
26	2026		1,215,183	\$1,513,980	\$2,645,188	\$2,782,785	\$2,340,488	\$1,605,988		\$4,835,715	\$7,190,155	\$6,983,056	\$11,135,810	\$42,248,348
27	2027		1,214,911	\$1,514,319	\$2,644,595	\$2,783,409	\$2,339,964	\$1,606,348		\$4,834,631	\$7,094,752	\$6,460,184	\$10,299,308	\$40,792,421
28	2028		1,215,183	\$1,513,980	\$2,645,188	\$2,782,785	\$2,340,488	\$1,605,988		\$4,835,715	\$7,093,162	\$6,374,467	\$9,528,124	\$39,935,081
29	2029		1,214,911	\$1,514,319	\$2,644,595	\$2,783,409	\$2,339,964	\$1,606,348		\$4,834,631	\$7,094,752	\$6,373,039	\$9,401,700	\$39,807,668
30	2030		1,215,183	\$1,513,980	\$2,645,188	\$2,782,785	\$2,340,488	\$1,605,988		\$4,835,715	\$7,093,162	\$6,374,467	\$9,399,593	\$39,806,550
31	2031		1,214,911	\$1,514,319	\$2,644,595	\$2,783,409	\$2,339,964	\$1,606,348		\$4,834,631	\$7,094,752	\$6,373,039	\$9,401,700	\$39,807,668
32	2032		607,591	\$1,513,980	\$2,645,188	\$2,782,785	\$2,340,488	\$1,605,988		\$4,835,715	\$7,093,162	\$6,374,467	\$9,399,593	\$39,198,958
33	2033			\$757,160	\$2,644,595	\$2,783,409	\$2,339,964	\$1,606,348		\$4,834,631	\$7,094,752	\$6,373,039	\$9,401,700	\$37,835,598
34	2034				\$1,322,594	\$2,782,785	\$2,340,488	\$1,605,988		\$4,835,715	\$7,093,162	\$6,374,467	\$9,399,593	\$35,754,793
35	2035					\$1,391,704	\$2,339,964	\$1,606,348		\$4,834,631	\$7,094,752	\$6,373,039	\$9,401,700	\$33,042,138
36	2036						\$1,170,244	\$1,605,988		\$4,835,715	\$7,093,162	\$6,374,467	\$9,399,593	\$30,479,170
37	2037							\$803,174		\$4,834,631	\$7,094,752	\$6,373,039	\$9,401,700	\$28,507,296
38	2038									\$2,417,857	\$7,093,162	\$6,374,467	\$9,399,593	\$25,285,080
39	2039										\$3,547,376	\$6,373,039	\$9,401,700	\$19,322,115
40	2040											\$3,187,234	\$9,399,593	\$12,586,827
	2041												\$4,700,850	\$4,700,850
41	TOTAL	\$18,987,654	\$60,372,513	\$72,867,694	\$128,819,142	\$135,095,385	\$115,080,721	\$79,806,331	\$48,857,960	\$121,672,839	\$185,111,735	\$177,176,687	\$253,453,945	\$1,397,302,606

Columbia Gas of Ohio, Inc.
Capital Expenditures Program
Case No. 22-0621-GA-RDR
Revenue Reconciliation

Schedule CEP-12

**Line
No.**

1	Revenue Requirement Per Case No. 21-0023-GA-ALT	\$126,677,058
2	January - August 2021 Revenue Requirement	\$70,252,948
3	Revenue Recoveries January 2021 - August 2022	(\$196,455,302)
4	TOTAL (Over)/Under Collected	\$474,704

		Customers ⁽¹⁾			Rate			Revenue ⁽¹⁾			
		SGS	GS	LGS	SGS	GS	LGS	SGS	GS	LGS	TOTAL
5	January-21	1,457,883	37,334	329	\$5.00	\$35.24	\$831.16	\$7,289,415	\$1,315,650	\$273,452	\$8,878,517
6	February-21	1,460,217	37,377	328	\$5.00	\$35.24	\$831.16	\$7,301,085	\$1,317,165	\$272,620	\$8,890,871
7	March-21	1,462,280	37,408	325	\$5.00	\$35.24	\$831.16	\$7,311,400	\$1,318,258	\$270,127	\$8,899,785
8	April-21	1,461,977	37,411	324	\$5.00	\$35.24	\$831.16	\$7,309,885	\$1,318,364	\$269,296	\$8,897,544
9	May-21	1,461,052	37,323	324	\$5.00	\$35.24	\$831.16	\$7,305,260	\$1,315,263	\$269,296	\$8,889,818
10	June-21	1,459,302	37,231	325	\$5.00	\$35.24	\$831.16	\$7,296,510	\$1,312,020	\$270,127	\$8,878,657
11	July-21	1,454,566	37,123	325	\$5.00	\$35.24	\$831.16	\$7,272,830	\$1,308,215	\$270,127	\$8,851,172
12	August-21	1,453,659	37,055	324	\$5.00	\$35.24	\$831.16	\$7,268,295	\$1,305,818	\$269,296	\$8,843,409
13	September-21	1,447,689	36,977	321	\$5.91	\$41.45	\$1,005.05	\$8,555,842	\$1,532,697	\$322,621	\$10,411,160
14	October-21	1,445,975	37,545	319	\$5.91	\$41.45	\$1,005.05	\$8,545,712	\$1,556,240	\$320,611	\$10,422,563
15	November-21	1,452,955	37,661	318	\$5.91	\$41.45	\$1,005.05	\$8,586,964	\$1,561,048	\$319,606	\$10,467,618
16	December-21	1,461,386	37,749	318	\$5.91	\$41.45	\$1,005.05	\$8,636,791	\$1,564,696	\$319,606	\$10,521,093
17	January-22	1,454,469	37,449	328	\$5.91	\$41.45	\$1,005.05	\$8,595,912	\$1,552,261	\$329,656	\$10,477,829
18	February-22	1,455,905	37,432	330	\$5.91	\$41.45	\$1,005.05	\$8,604,399	\$1,551,556	\$331,667	\$10,487,621
19	March-22	1,457,559	37,401	327	\$5.91	\$41.45	\$1,005.05	\$8,614,174	\$1,550,271	\$328,651	\$10,493,096
20	April-22	1,455,306	37,599	326	\$5.91	\$41.45	\$1,005.05	\$8,600,858	\$1,558,479	\$327,646	\$10,486,983
21	May-22	1,451,362	37,390	327	\$5.91	\$41.45	\$1,005.05	\$8,577,549	\$1,549,816	\$328,651	\$10,456,016
22	June-22	1,446,790	37,176	327	\$5.91	\$41.45	\$1,005.05	\$8,550,529	\$1,540,945	\$328,651	\$10,420,125
23	July-22	1,441,187	36,985	328	\$5.91	\$41.45	\$1,005.05	\$8,517,415	\$1,533,028	\$329,656	\$10,380,100
24	August-22	1,438,841	37,783	330	\$5.91	\$41.45	\$1,005.05	\$8,503,550	\$1,566,105	\$331,667	\$10,401,322
25											\$196,455,302

(1) Customers and Revenue based on Actuals for December 2021 YTD and Projections for January 2022 through August 2022

Columbia Gas of Ohio, Inc.
Case No. 22-0621-GA-RDR
Computation of Projected Impact per Customer - CEP
For Rates Effective September 2022

Schedule CEP-13

Line No.	Description	Reference	Amount
1	Revenue Requirement Plus Over/Under from Case No. 21-0023-GA-RDR	Sch. CEP-1 Line 25	\$158,140,477
	<u>Allocated Plant in Service per Case No. 08-0072-GA-AIR ⁽¹⁾</u>		
2	SGS Class		\$1,406,934
3	GS Class		\$274,607
4	LGS Class		\$59,651
5	TOTAL		<u>\$1,741,192</u>
	<u>Percent by Class</u>		
6	SGS Class	Line 2/Line 5	80.80%
7	GS Class	Line 3/Line 5	15.77%
8	LGS Class	Line 4/Line 5	3.43%
9	TOTAL		<u>100.00%</u>
	<u>Revenue Requirement Allocated to Each Class</u>		
10	SGS Class	Line 6 * Line 1	\$127,782,125
11	GS Class	Line 7 * Line 1	\$24,940,662
12	LGS Class	Line 8 * Line 1	\$5,417,689
13	TOTAL		<u>\$158,140,477</u>
	<u>Number of Projected Bills TME August 2023</u>		
14	SGS Class		17,431,319
15	GS Class		461,809
16	LGS Class		4,253
17	TOTAL		<u>17,897,381</u>
18	PROJECTED IMPACT PER MONTH - SGS CLASS		\$7.33
19	PROJECTED IMPACT PER MONTH - GS CLASS		\$54.01
20	PROJECTED IMPACT PER MONTH - LGS CLASS		\$1,273.85

(1) Source: Schedule E-3.2-1 per Case No. 08-0072-GA-AIR, Allocated Plant in Service - Total Utility Plant

CEP(21-0637) RIDER SCHEDULES

Columbia Gas of Ohio, Inc.
Capital Expenditures Program
Case No. 22-0621-GA-RDR
Calculation of Revenue Requirement

Data: 2021 - 9 Months Actual April - December

Schedule CEP-1 (21-0637)

Line No.		Actual Through March 31, 2021	Activity Through December 31, 2021	Total As Of December 31, 2021	Reference
Return on Investment					
1	Plant In-Service				
2	Additions	\$0	\$217,086,249	\$217,086,249	Schedule 2
3	Retirements	\$0	(\$17,539,976)	(\$17,539,976)	Schedule 3
4	Total Plant In-Service	<u>\$0</u>	<u>\$199,546,273</u>	<u>\$199,546,273</u>	Line 2 + Line 3
Less: Accumulated Provision for Depreciation					
5	Depreciation Expense	\$0	\$41,491,456	\$41,491,456	Schedule 5
6	Cost of Removal	\$0	(\$2,874,613)	(\$2,874,613)	Schedule 6
7	Retirements	\$0	(\$17,539,976)	(\$17,539,976)	Schedule 3
8	Total Accumulated Provision for Depreciation	<u>\$0</u>	<u>\$21,076,867</u>	<u>\$21,076,867</u>	Lines 5 + 6 + 7
9	Net Deferred Depreciation	\$0	\$4,893,292	\$4,893,292	Schedule 8
10	Net Deferred PISCC	\$0	\$4,045,453	\$4,045,453	Schedule 9
11	Net Deferred Property Taxes	\$0	\$517,634	\$517,634	Schedule 10
12	Deferred Taxes on PISCC	\$0	(\$849,545)	(\$849,545)	(Line 10 * 21%)
13	Deferred Taxes on Deferred Property Taxes	\$0	(\$108,703)	(\$108,703)	(Line 11 * 21%)
14	Deferred Taxes on Liberalized Depreciation	<u>\$0</u>	<u>(\$332,148)</u>	<u>(\$332,148)</u>	Schedule 11
15	Net Rate Base	\$0	\$186,635,389	\$186,635,389	Line 4 - Line 8 + Lines 9 through 14
16	Approved Pre-tax Rate of Return	9.32%		9.32%	Case No. 21-0637-GA-AIR
17	Annualized Return on Rate Base	\$0	\$17,394,418	\$17,394,418	Line 15 * Line 16
Operating Expenses					
18	Annualized Depreciation	\$0	\$10,936,399	\$10,936,399	Schedule 7
19	Annualized Deferred Depreciation Amortization	\$0	\$231,143	\$231,143	Schedule 8
20	Annualized PISCC Amortization	\$0	\$225,308	\$225,308	Schedule 9
21	Annualized Property Tax Expense	\$0	\$5,613,275	\$5,613,275	Schedule 10
22	Deferred Property Tax Expense Amortization	\$0	\$53,950	\$53,950	Schedule 10
23	Revenue Requirement	<u>\$0</u>	<u>\$34,454,492</u>	<u>\$34,454,492</u>	Lines 17 through 22
24	Prior Year's (Over)/Under Recovered Balance	\$0	\$474,704	\$474,704	Schedule 12
25	Total Amount to be collected upon rate effective date for Case No. 21-0637-GA-AIR	<u>\$0</u>	<u>\$34,929,196</u>	<u>\$34,929,196</u>	Line 23 + Line 24

**Columbia Gas of Ohio, Inc.
Capital Expenditures Program
Case No. 22-0621-GA-RDR
Plant Additions by Month**

Data: 2021 - 9 Months Actual April - December

Schedule CEP-2 (21-0637)
Page 1 of 4

[illegible]

Columbia Gas of Ohio, Inc.
Capital Expenditures Program
Case No. 22-0621-GA-RDR
Plant Additions by Month

Data: 2021 - 9 Months Actual April - December

Line No.	2021 Additions by Month	Calendar Year 2021												TOTAL
		January	February	March	April	May	June	July	August	September	October	November	December	
1	30220 Franchises/Consent, Limited	\$0	\$0	\$0	\$0	\$0	\$0	\$0	\$0	\$0	\$0	\$0	\$0	\$0
2	30300 Intangible Plt, General	\$0	\$0	\$0	\$0	\$0	\$0	\$0	\$0	\$0	\$0	\$0	\$0	\$0
3	30330 Intangible Plt, Misc Software	\$0	\$0	\$0	\$7,426,337	\$203,111	\$3,757,091	\$3,445,248	\$2,871,129	\$217,146	\$162,715	\$4,143,024	\$6,904,547	\$29,130,348
4	30399 Intangible Plt, Cloud Computing	\$0	\$0	\$0	\$482,941	\$3,521	\$2,053,841	\$2,425,368	\$99,554	\$1,560,937	\$1,954,649	\$124,950	\$737,215	\$9,442,975
5	37420 Land, Other Distribution Sys	\$0	\$0	\$0	\$0	\$0	\$0	\$0	\$0	\$0	\$0	\$0	\$0	\$0
6	37440 Land Rgts, Other Distr Sys	\$0	\$0	\$0	\$0	(\$0)	\$0	\$0	\$33,447	\$9,961	\$0	\$135	\$8,311	\$51,853
7	37450 Rights of Way	\$0	\$0	\$0	\$0	\$0	\$0	\$0	\$0	\$0	\$0	\$0	\$0	\$0
8	37520 Str, City Gate Mea & Reg	\$0	\$0	\$0	\$0	\$0	\$0	\$0	\$0	\$0	\$0	\$0	\$0	\$0
9	37530 Str, General Mea & Reg	\$0	\$0	\$0	\$0	\$0	\$0	\$0	\$0	\$0	\$0	\$0	\$0	\$0
10	37540 Str, Regulating	\$0	\$0	\$0	\$0	\$14,112	\$3,044	\$0	\$71,481	\$25,296	\$12,678	\$38,327	\$163,520	\$328,457
11	37550 Str, Main Line Industrial M&R	\$0	\$0	\$0	\$0	\$0	\$0	\$0	\$0	\$0	\$0	\$0	\$0	\$0
12	37560 Str, Distribtn Industrial M&R	\$0	\$0	\$0	\$0	\$0	\$0	\$0	\$0	\$0	\$0	\$0	\$0	\$0
13	37570 Str, Other Distribution Sys	\$0	\$0	\$0	\$0	\$0	\$0	\$0	\$1,038	\$7,859	\$1,565	\$1,258,706	\$167,461	\$1,436,630
14	37571 Str, Other Dist Sys, Leased	\$0	\$0	\$0	\$0	(\$17,919)	\$0	\$12,875	\$0	\$47,642	\$354,059	(\$11)	\$363,391	\$760,036
15	37600 Mains	\$0	\$0	\$0	\$5,971,436	\$4,205,350	\$4,909,425	\$3,325,178	\$4,087,600	\$6,487,428	\$5,451,813	\$5,717,740	\$9,159,268	\$49,315,238
16	37625 Mains Replacement	\$0	\$0	\$0	\$2,670	\$462	\$278,017	\$126,919	\$77,510	\$41,279	\$214,900	(\$13,422)	\$23,459,676	\$24,188,011
17	37810 Mea & Reg Sta Eq, General	\$0	\$0	\$0	\$0	\$0	\$0	\$0	\$0	\$0	\$0	\$0	\$0	\$0
18	37820 Mea & Reg Sta Eq, Regulating	\$0	\$0	\$0	\$1,476,660	\$3,368,887	(\$220,041)	\$1,303,941	\$4,358,691	\$3,294,541	\$4,049,503	\$4,723,155	\$1,985,514	\$24,340,852
19	37821 Mea & Reg Sta Eq, Reg FMV	\$0	\$0	\$0	\$0	\$0	\$0	\$0	\$0	\$0	\$0	\$0	\$0	\$0
20	37830 Mea & Reg Sta Eq, Local Gas	\$0	\$0	\$0	\$0	\$0	\$0	\$0	\$0	\$0	\$0	\$0	\$0	\$0
21	37910 Mea & Reg Sta Eq, City Gate	\$0	\$0	\$0	\$9,260	\$27,694	(\$343)	\$97,442	\$113,723	\$96,217	\$76,476	\$77,017	\$16,143	\$513,628
22	37911 Mea & Reg Sta Eq, Exch Gas	\$0	\$0	\$0	\$0	\$0	\$0	\$0	\$0	\$0	\$0	\$0	\$0	\$0
23	37920 Mea & Reg Sta Eq, Main Line	\$0	\$0	\$0	\$0	\$0	\$0	\$0	\$0	\$0	\$0	\$0	\$0	\$0
24	38000 Services	\$0	\$0	\$0	\$4,962,601	\$4,832,243	\$5,005,918	\$4,975,639	\$5,854,892	\$6,240,856	\$8,793,254	\$7,415,176	\$8,858,051	\$56,938,631
25	38012 Riser Replacements	\$0	\$0	\$0	\$0	\$16,291	\$27,395	\$4,634	\$24	\$0	\$0	\$0	\$462	\$48,805
26	38013 Services Replaced aff Risers	\$0	\$0	\$0	\$0	\$0	\$0	\$0	\$0	\$0	\$1,268,250	\$2,535,980	\$2,619,629	\$6,423,859
27	38025 Services Replaced aff Mains	\$0	\$0	\$0	\$0	\$0	\$0	\$0	\$0	\$0	\$0	\$0	\$0	\$0
28	38100 Meters	\$0	\$0	\$0	\$492,256	(\$28)	\$1,549,615	\$109,224	\$0	\$790,027	\$347,908	\$726,290	\$429,908	\$4,445,199
29	38110 Auto Meter Reading Devices	\$0	\$0	\$0	\$0	\$0	\$0	\$0	\$0	\$328,972	\$0	\$0	\$0	\$328,972
30	38200 Meter Installations	\$0	\$0	\$0	\$0	\$0	\$0	\$0	\$0	\$45,952	(\$880,662)	\$56,155	\$1,795,712	\$1,017,157
31	38300 House Regulators	\$0	\$0	\$0	\$128,445	\$102,747	\$100,062	\$155,128	\$162,700	\$207,569	\$218,234	\$352,981	(\$1,225,230)	\$202,636
32	38400 House Regulator Installation	\$0	\$0	\$0	\$0	\$0	\$0	\$0	\$0	\$0	\$0	\$0	\$0	\$0
33	38500 Industrial Mea & Reg Sta Eq	\$0	\$0	\$0	\$20,024	\$1,295	\$6,231	\$14,671	\$5,032	\$18,894	\$30,933	\$227,864	\$160,573	\$485,518
34	38710 Other Equipment	\$0	\$0	\$0	\$0	\$0	\$0	\$0	\$0	\$0	\$0	\$0	\$0	\$0
35	38720 Other Equip, Odorization	\$0	\$0	\$0	\$0	\$0	\$0	\$0	\$0	\$0	\$0	\$0	\$0	\$0
36	38741 Other Equip, Telephone	\$0	\$0	\$0	\$0	\$0	\$0	\$0	\$0	\$0	\$0	\$0	\$0	\$0
37	38742 Other Equip, Radio	\$0	\$0	\$0	\$0	\$0	\$0	\$0	\$0	\$0	\$0	\$0	\$0	\$0
38	38744 Other Equip, Oth Communicatn	\$0	\$0	\$0	\$0	\$0	\$0	\$0	\$0	\$0	\$0	\$0	\$0	\$0
39	38745 Other Equip, Telemetering	\$0	\$0	\$0	\$50,725	\$144,123	\$65,891	\$1,851	\$113,794	\$41,939	\$273,742	\$145,654	\$235,005	\$1,072,724
40	38746 Other Equip, Customr Info Srv	\$0	\$0	\$0	\$0	\$0	\$0	\$0	\$0	\$0	\$0	\$0	\$0	\$0
41	38910 Land	\$0	\$0	\$0	\$0	\$0	\$0	\$0	\$0	\$0	\$0	\$0	\$0	\$0
42	39021 Str, Gen Off, Impv Leased Prp	\$0	\$0	\$0	\$0	\$0	\$0	\$0	\$0	\$0	\$0	\$0	\$0	\$0
43	39071 Str, Arena Off, Impv Leas Prp	\$0	\$0	\$0	\$0	\$0	\$0	\$0	\$0	\$0	\$0	\$0	\$0	\$0
44	39110 OF&E, Unspecified	\$0	\$0	\$0	\$0	\$0	\$0	\$0	\$0	\$110,474	\$0	\$84,710	\$447	\$195,632
45	39111 OF&E, Data Handling Equip	\$0	\$0	\$0	\$0	\$0	\$0	\$0	\$0	\$0	\$0	\$0	\$0	\$0
46	39112 OF&E, Information Systems	\$0	\$0	\$0	\$1,750	(\$915)	\$0	\$0	\$0	\$0	\$0	\$1,701	\$0	\$2,536
47	39120 OF&E, Air-Conditioning Equip	\$0	\$0	\$0	\$0	\$0	\$0	\$0	\$0	\$0	\$0	\$0	\$0	\$0
48	39220 Trans Eq, Trailers > \$1,000	\$0	\$0	\$0	\$0	\$0	\$0	\$0	\$0	\$0	\$0	\$0	\$0	\$0
49	39221 Trans Eq, Trailers \$1000 or <	\$0	\$0	\$0	\$0	\$0	\$0	\$0	\$0	\$0	\$0	\$0	\$0	\$0
50	39300 Stores Equipment	\$0	\$0	\$0	\$0	\$0	\$0	\$0	\$0	\$0	\$0	\$0	\$0	\$0
51	39410 Tools, Garage & Service Eq	\$0	\$0	\$0	\$0	\$0	\$98,904	\$0	\$0	\$0	\$0	\$0	\$0	\$98,904
52	39411 Tools, CNG Equip, Stationary	\$0	\$0	\$0	\$0	\$0	\$0	\$0	\$0	\$0	\$0	\$0	\$0	\$0
53	39420 Tools, Shop Equipment	\$0	\$0	\$0	\$0	\$0	\$0	\$0	\$0	\$0	\$0	\$0	\$0	\$0
54	39430 Tools, Tools and Other	\$0	\$0	\$0	\$733,661	\$0	\$827,989	\$234,694	\$1,067,317	\$564,753	\$177,518	\$221,525	\$2,480,473	\$6,307,930
55	39500 Laboratory Equipment, Gas	\$0	\$0	\$0	\$0	\$0	\$0	\$0	\$0	\$0	\$0	\$0	\$0	\$0
56	39600 Power Operated Equipment	\$0	\$0	\$0	\$0	\$0	\$0	\$0	\$9,719	\$0	\$0	\$0	\$0	\$9,719
57	39800 Miscellaneous Equipment	\$0	\$0	\$0	\$0	\$0	\$0	\$0	\$0	\$0	\$0	\$0	\$0	\$0
58	TOTAL 2021 Additions by Month	\$0	\$0	\$0	\$21,758,766	\$12,900,972	\$18,463,038	\$16,232,812	\$18,927,652	\$20,137,744	\$22,507,535	\$27,837,654	\$58,320,076	\$217,086,249

**Columbia Gas of Ohio, Inc.
Capital Expenditures Program
Case No. 22-0621-GA-RDR
Plant Additions by Month**

Data: 2021 - 9 Months Actual April - December

Schedule CEP-2 (21-0637)

Page 3 of 4

2021 6 months total April - December																	
Line No.		Cumulative															
		2020												Calendar Year 2021			
		Cumulative Additions by Month	Plant Additions	January	February	March	April	May	June	July	August	September	October	November	December		
1	30220 Franchises/Consent, Limited	\$0	\$0	\$0	\$0	\$0	\$0	\$0	\$0	\$0	\$0	\$0	\$0	\$0	\$0	\$0	
2	30300 Intangible Plt, General	\$0	\$0	\$0	\$0	\$0	\$0	\$0	\$0	\$0	\$0	\$0	\$0	\$0	\$0	\$0	
3	30330 Intangible Plt, Misc Software	\$0	\$0	\$0	\$0	\$0	\$7,426,337	\$7,629,448	\$11,386,539	\$14,831,787	\$17,702,916	\$17,920,062	\$18,082,777	\$22,225,801	\$29,130,348		
4	30399 Intangible Plt, Cloud Computing	\$0	\$0	\$0	\$0	\$0	\$482,941	\$486,462	\$2,540,303	\$4,965,671	\$5,065,225	\$6,626,161	\$8,580,810	\$8,705,760	\$9,442,975		
5	37420 Land, Other Distribution Sys	\$0	\$0	\$0	\$0	\$0	\$0	\$0	\$0	\$0	\$0	\$0	\$0	\$0	\$0		
6	37440 Land Rgts, Other Distr Sys	\$0	\$0	\$0	\$0	\$0	\$0	(\$0)	(\$0)	(\$0)	\$33,446	\$43,408	\$43,408	\$43,542	\$51,853		
7	37450 Rights of Way	\$0	\$0	\$0	\$0	\$0	\$0	\$0	\$0	\$0	\$0	\$0	\$0	\$0	\$0		
8	37520 Str, City Gate Mea & Reg	\$0	\$0	\$0	\$0	\$0	\$0	\$0	\$0	\$0	\$0	\$0	\$0	\$0	\$0		
9	37530 Str, General Mea & Reg	\$0	\$0	\$0	\$0	\$0	\$0	\$0	\$0	\$0	\$0	\$0	\$0	\$0	\$0		
10	37540 Str, Regulating	\$0	\$0	\$0	\$0	\$0	\$0	\$14,112	\$17,156	\$17,156	\$88,636	\$113,933	\$126,610	\$164,937	\$328,457		
11	37550 Str, Main Line Industrial M&R	\$0	\$0	\$0	\$0	\$0	\$0	\$0	\$0	\$0	\$0	\$0	\$0	\$0	\$0		
12	37560 Str, Distribtn Industrial M&R	\$0	\$0	\$0	\$0	\$0	\$0	\$0	\$0	\$0	\$0	\$0	\$0	\$0	\$0		
13	37570 Str, Other Distribution Sys	\$0	\$0	\$0	\$0	\$0	\$0	\$0	\$0	\$0	\$1,038	\$8,897	\$10,463	\$1,269,169	\$1,436,630		
14	37571 Str, Other Dist Sys, Leased	\$0	\$0	\$0	\$0	\$0	\$0	(\$17,919)	(\$17,919)	(\$5,044)	(\$5,044)	\$42,598	\$396,656	\$396,645	\$760,036		
15	37600 Mains	\$0	\$0	\$0	\$0	\$0	\$5,971,436	\$10,176,786	\$15,086,211	\$18,411,389	\$22,498,989	\$28,986,417	\$34,438,230	\$40,155,970	\$49,315,238		
16	37625 Mains Replacement	\$0	\$0	\$0	\$0	\$0	\$2,670	\$3,133	\$281,150	\$408,068	\$485,578	\$526,857	\$741,757	\$728,335	\$24,188,011		
17	37810 Mea & Reg Sta Eq, General	\$0	\$0	\$0	\$0	\$0	\$0	\$0	\$0	\$0	\$0	\$0	\$0	\$0	\$0		
18	37820 Mea & Reg Sta Eq, Regulating	\$0	\$0	\$0	\$0	\$0	\$1,476,660	\$4,845,546	\$4,625,506	\$5,929,447	\$10,288,138	\$13,582,680	\$17,632,183	\$22,355,338	\$24,340,852		
19	37821 Mea & Reg Sta Eq, Reg FMV	\$0	\$0	\$0	\$0	\$0	\$0	\$0	\$0	\$0	\$0	\$0	\$0	\$0	\$0		
20	37830 Mea & Reg Sta Eq, Local Gas	\$0	\$0	\$0	\$0	\$0	\$0	\$0	\$0	\$0	\$0	\$0	\$0	\$0	\$0		
21	37910 Mea & Reg Sta Eq, City Gate	\$0	\$0	\$0	\$0	\$0	\$9,260	\$36,954	\$36,610	\$134,052	\$247,775	\$343,992	\$420,468	\$497,485	\$513,628		
22	37911 Mea & Reg Sta Eq, Exch Gas	\$0	\$0	\$0	\$0	\$0	\$0	\$0	\$0	\$0	\$0	\$0	\$0	\$0	\$0		
23	37920 Mea & Reg Sta Eq, Main Line	\$0	\$0	\$0	\$0	\$0	\$0	\$0	\$0	\$0	\$0	\$0	\$0	\$0	\$0		
24	38000 Services	\$0	\$0	\$0	\$0	\$0	\$4,962,601	\$9,794,843	\$14,800,762	\$19,776,401	\$25,631,293	\$31,872,149	\$40,665,403	\$48,080,579	\$56,938,631		
25	38012 Riser Replacements	\$0	\$0	\$0	\$0	\$0	\$0	\$16,291	\$43,686	\$48,319	\$48,343	\$48,343	\$48,343	\$48,343	\$48,805		
26	38013 Services Replaced aff Risers	\$0	\$0	\$0	\$0	\$0	\$0	\$0	\$0	\$0	\$0	\$0	\$1,268,250	\$3,804,230	\$6,423,859		
27	38025 Services Replaced aff Mains	\$0	\$0	\$0	\$0	\$0	\$0	\$0	\$0	\$0	\$0	\$0	\$0	\$0	\$0		
28	38100 Meters	\$0	\$0	\$0	\$0	\$0	\$492,256	\$492,228	\$2,041,843	\$2,151,067	\$2,151,067	\$2,941,094	\$3,289,002	\$4,015,291	\$4,445,199		
29	38110 Auto Meter Reading Devices	\$0	\$0	\$0	\$0	\$0	\$0	\$0	\$0	\$0	\$0	\$328,972	\$328,972	\$328,972	\$328,972		
30	38200 Meter Installations	\$0	\$0	\$0	\$0	\$0	\$0	\$0	\$0	\$0	\$0	\$45,952	(\$834,710)	(\$778,555)	\$1,017,157		
31	38300 House Regulators	\$0	\$0	\$0	\$0	\$0	\$128,445	\$231,192	\$331,254	\$486,382	\$649,082	\$856,652	\$1,074,885	\$1,427,866	\$202,636		
32	38400 House Regulator Installation	\$0	\$0	\$0	\$0	\$0	\$0	\$0	\$0	\$0	\$0	\$0	\$0	\$0	\$0		
33	38500 Industrial Mea & Reg Sta Eq	\$0	\$0	\$0	\$0	\$0	\$20,024	\$21,319	\$27,550	\$42,221	\$47,253	\$66,147	\$97,080	\$324,944	\$485,518		
34	38710 Other Equipment	\$0	\$0	\$0	\$0	\$0	\$0	\$0	\$0	\$0	\$0	\$0	\$0	\$0	\$0		
35	38720 Other Equip, Odorization	\$0	\$0	\$0	\$0	\$0	\$0	\$0	\$0	\$0	\$0	\$0	\$0	\$0	\$0		
36	38741 Other Equip, Telephone	\$0	\$0	\$0	\$0	\$0	\$0	\$0	\$0	\$0	\$0	\$0	\$0	\$0	\$0		
37	38742 Other Equip, Radio	\$0	\$0	\$0	\$0	\$0	\$0	\$0	\$0	\$0	\$0	\$0	\$0	\$0	\$0		
38	38744 Other Equip, Oth Communicatn	\$0	\$0	\$0	\$0	\$0	\$0	\$0	\$0	\$0	\$0	\$0	\$0	\$0	\$0		
39	38745 Other Equip, Telemetering	\$0	\$0	\$0	\$0	\$0	\$50,725	\$194,848	\$260,739	\$262,590	\$376,385	\$418,324	\$692,066	\$837,720	\$1,072,724		
40	38746 Other Equip, Customr Info Srv	\$0	\$0	\$0	\$0	\$0	\$0	\$0	\$0	\$0	\$0	\$0	\$0	\$0	\$0		
41	38910 Land	\$0	\$0	\$0	\$0	\$0	\$0	\$0	\$0	\$0	\$0	\$0	\$0	\$0	\$0		
42	39021 Str, Gen Off, Impv Leased Prp	\$0	\$0	\$0	\$0	\$0	\$0	\$0	\$0	\$0	\$0	\$0	\$0	\$0	\$0		
43	39071 Str, Arena Off, Impv Leas Prp	\$0	\$0	\$0	\$0	\$0	\$0	\$0	\$0	\$0	\$0	\$0	\$0	\$0	\$0		
44	39110 OF&E, Unspecified	\$0	\$0	\$0	\$0	\$0	\$0	\$0	\$0	\$0	\$0	\$110,474	\$110,474	\$195,184	\$195,632		
45	39111 OF&E, Data Handling Equip	\$0	\$0	\$0	\$0	\$0	\$0	\$0	\$0	\$0	\$0	\$0	\$0	\$0	\$0		
46	39112 OF&E, Information Systems	\$0	\$0	\$0	\$0	\$0	\$1,750	\$835	\$835	\$835	\$835	\$835	\$835	\$2,536	\$2,536		
47	39120 OF&E, Air-Conditioning Equip	\$0	\$0	\$0	\$0	\$0	\$0	\$0	\$0	\$0	\$0	\$0	\$0	\$0	\$0		
48	39220 Trans Eq, Trailers > \$1,000	\$0	\$0	\$0	\$0	\$0	\$0	\$0	\$0	\$0	\$0	\$0	\$0	\$0	\$0		
49	39221 Trans Eq, Trailers \$1000 or <	\$0	\$0	\$0	\$0	\$0	\$0	\$0	\$0	\$0	\$0	\$0	\$0	\$0	\$0		
50	39300 Stores Equipment	\$0	\$0	\$0	\$0	\$0	\$0	\$0	\$0	\$0	\$0	\$0	\$0	\$0	\$0		
51	39410 Tools, Garage & Service Eq	\$0	\$0	\$0	\$0	\$0	\$0	\$0	\$98,904	\$98,904	\$98,904	\$98,904	\$98,904	\$98,904	\$98,904		
52	39411 Tools, CNG Equip, Stationary	\$0	\$0	\$0	\$0	\$0	\$0	\$0	\$0	\$0	\$0	\$0	\$0	\$0	\$0		
53	39420 Tools, Shop Equipment	\$0	\$0	\$0	\$0	\$0	\$0	\$0	\$0	\$0	\$0	\$0	\$0	\$0	\$0		
54	39430 Tools, Tools and Other	\$0	\$0	\$0	\$0	\$0	\$733,661	\$733,661	\$1,561,650	\$1,796,344	\$2,863,661	\$3,428,414	\$3,605,932	\$3,827,457	\$6,307,930		
55	39500 Laboratory Equipment, Gas	\$0	\$0	\$0	\$0	\$0	\$0	\$0	\$0	\$0	\$0	\$0	\$0	\$0	\$0		
56	39600 Power Operated Equipment	\$0	\$0	\$0	\$0	\$0	\$0	\$0	\$0	\$0	\$9,719	\$9,719	\$9,719	\$9,719	\$9,719		
57	39800 Miscellaneous Equipment	\$0	\$0	\$0	\$0	\$0	\$0	\$0	\$0	\$0	\$0	\$0	\$0	\$0	\$0		
58	TOTAL 2021 Cumulative Plant Additions	\$0	\$0	\$0	\$0	\$0	\$21,758,766	\$34,659,738	\$53,122,776	\$69,355,588	\$88,283,240	\$108,420,984	\$130,928,519	\$158,766,173	\$ 217,086,244		

Columbia Gas of Ohio, Inc.
Capital Expenditures Program
Case No. 22-0621-GA-RDR
Plant Additions by Month

Data: 2021 - 9 Months Actual April - December

Line		2021											
No.	Total Cumulative Additions by Month	January	February	March	April	May	June	July	August	September	October	November	December
1	30220 Franchises/Consent, Limited	\$0	\$0	\$0	\$0	\$0	\$0	\$0	\$0	\$0	\$0	\$0	\$0
2	30300 Intangible Plt, General	\$0	\$0	\$0	\$0	\$0	\$0	\$0	\$0	\$0	\$0	\$0	\$0
3	30330 Intangible Plt, Misc Software	\$0	\$0	\$0	\$7,426,337	\$7,629,448	\$11,386,539	\$14,831,787	\$17,702,916	\$17,920,062	\$18,082,777	\$22,225,801	\$29,130,348
4	30399 Intangible Plt, Cloud Computing	\$0	\$0	\$0	\$482,941	\$486,462	\$2,540,303	\$4,965,671	\$5,065,225	\$6,626,161	\$8,580,810	\$8,705,760	\$9,442,975
5	37420 Land, Other Distribution Sys	\$0	\$0	\$0	\$0	\$0	\$0	\$0	\$0	\$0	\$0	\$0	\$0
6	37440 Land Rgts, Other Distr Sys	\$0	\$0	\$0	\$0	(\$0)	(\$0)	(\$0)	\$33,446	\$43,408	\$43,408	\$43,542	\$51,853
7	37450 Rights of Way	\$0	\$0	\$0	\$0	\$0	\$0	\$0	\$0	\$0	\$0	\$0	\$0
8	37520 Str, City Gate Mea & Reg	\$0	\$0	\$0	\$0	\$0	\$0	\$0	\$0	\$0	\$0	\$0	\$0
9	37530 Str, General Mea & Reg	\$0	\$0	\$0	\$0	\$0	\$0	\$0	\$0	\$0	\$0	\$0	\$0
10	37540 Str, Regulating	\$0	\$0	\$0	\$0	\$14,112	\$17,156	\$17,156	\$88,636	\$113,933	\$126,610	\$164,937	\$328,457
11	37550 Str, Main Line Industrial M&R	\$0	\$0	\$0	\$0	\$0	\$0	\$0	\$0	\$0	\$0	\$0	\$0
12	37560 Str, Distribtn Industrial M&R	\$0	\$0	\$0	\$0	\$0	\$0	\$0	\$0	\$0	\$0	\$0	\$0
13	37570 Str, Other Distribution Sys	\$0	\$0	\$0	\$0	\$0	\$0	\$0	\$1,038	\$8,897	\$10,463	\$1,269,169	\$1,436,630
14	37571 Str, Other Dist Sys, Leased	\$0	\$0	\$0	\$0	(\$17,919)	(\$17,919)	(\$5,044)	(\$5,044)	\$42,598	\$396,656	\$396,645	\$760,036
15	37600 Mains	\$0	\$0	\$0	\$5,971,436	\$10,176,786	\$15,086,211	\$18,411,389	\$22,498,989	\$28,986,417	\$34,438,230	\$40,155,970	\$49,315,238
16	37625 Mains Replacement	\$0	\$0	\$0	\$2,670	\$3,133	\$281,150	\$408,068	\$485,578	\$526,857	\$741,757	\$728,335	\$24,188,011
17	37810 Mea & Reg Sta Eq, General	\$0	\$0	\$0	\$0	\$0	\$0	\$0	\$0	\$0	\$0	\$0	\$0
18	37820 Mea & Reg Sta Eq, Regulating	\$0	\$0	\$0	\$1,476,660	\$4,845,546	\$4,625,506	\$5,929,447	\$10,288,138	\$13,582,680	\$17,632,183	\$22,355,338	\$24,340,852
19	37821 Mea & Reg Sta Eq, Reg FMV	\$0	\$0	\$0	\$0	\$0	\$0	\$0	\$0	\$0	\$0	\$0	\$0
20	37830 Mea & Reg Sta Eq, Local Gas	\$0	\$0	\$0	\$0	\$0	\$0	\$0	\$0	\$0	\$0	\$0	\$0
21	37910 Mea & Reg Sta Eq, City Gate	\$0	\$0	\$0	\$9,260	\$36,954	\$36,610	\$134,052	\$247,775	\$343,992	\$420,468	\$497,485	\$513,628
22	37911 Mea & Reg Sta Eq, Exch Gas	\$0	\$0	\$0	\$0	\$0	\$0	\$0	\$0	\$0	\$0	\$0	\$0
23	37920 Mea & Reg Sta Eq, Main Line	\$0	\$0	\$0	\$0	\$0	\$0	\$0	\$0	\$0	\$0	\$0	\$0
24	38000 Services	\$0	\$0	\$0	\$4,962,601	\$9,794,843	\$14,800,762	\$19,776,401	\$25,631,293	\$31,872,149	\$40,665,403	\$48,080,579	\$56,938,631
25	38012 Riser Replacements	\$0	\$0	\$0	\$0	\$16,291	\$43,686	\$48,319	\$48,343	\$48,343	\$48,343	\$48,343	\$48,805
26	38013 Services Replaced aff Risers	\$0	\$0	\$0	\$0	\$0	\$0	\$0	\$0	\$0	\$1,268,250	\$3,804,230	\$6,423,859
27	38025 Services Replaced aff Mains	\$0	\$0	\$0	\$0	\$0	\$0	\$0	\$0	\$0	\$0	\$0	\$0
28	38100 Meters	\$0	\$0	\$0	\$492,256	\$492,228	\$2,041,843	\$2,151,067	\$2,151,067	\$2,941,094	\$3,289,002	\$4,015,291	\$4,445,199
29	38110 Auto Meter Reading Devices	\$0	\$0	\$0	\$0	\$0	\$0	\$0	\$0	\$328,972	\$328,972	\$328,972	\$328,972
30	38200 Meter Installations	\$0	\$0	\$0	\$0	\$0	\$0	\$0	\$0	\$45,952	(\$834,710)	(\$778,555)	\$1,017,157
31	38300 House Regulators	\$0	\$0	\$0	\$128,445	\$231,192	\$331,254	\$486,382	\$649,082	\$856,652	\$1,074,885	\$1,427,866	\$202,636
32	38400 House Regulator Installation	\$0	\$0	\$0	\$0	\$0	\$0	\$0	\$0	\$0	\$0	\$0	\$0
33	38500 Industrial Mea & Reg Sta Eq	\$0	\$0	\$0	\$20,024	\$21,319	\$27,550	\$42,221	\$47,253	\$66,147	\$97,080	\$324,944	\$485,518
34	38710 Other Equipment	\$0	\$0	\$0	\$0	\$0	\$0	\$0	\$0	\$0	\$0	\$0	\$0
35	38720 Other Equip, Odorization	\$0	\$0	\$0	\$0	\$0	\$0	\$0	\$0	\$0	\$0	\$0	\$0
36	38741 Other Equip, Telephone	\$0	\$0	\$0	\$0	\$0	\$0	\$0	\$0	\$0	\$0	\$0	\$0
37	38742 Other Equip, Radio	\$0	\$0	\$0	\$0	\$0	\$0	\$0	\$0	\$0	\$0	\$0	\$0
38	38744 Other Equip, Oth Communicatn	\$0	\$0	\$0	\$0	\$0	\$0	\$0	\$0	\$0	\$0	\$0	\$0
39	38745 Other Equip, Telemetering	\$0	\$0	\$0	\$50,725	\$194,848	\$260,739	\$262,590	\$376,385	\$418,324	\$692,066	\$837,720	\$1,072,724
40	38746 Other Equip, Customr Info Srv	\$0	\$0	\$0	\$0	\$0	\$0	\$0	\$0	\$0	\$0	\$0	\$0
41	38910 Land	\$0	\$0	\$0	\$0	\$0	\$0	\$0	\$0	\$0	\$0	\$0	\$0
42	39021 Str, Gen Off, Impv Leased Prp	\$0	\$0	\$0	\$0	\$0	\$0	\$0	\$0	\$0	\$0	\$0	\$0
43	39071 Str, Arena Off, Impv Leas Prp	\$0	\$0	\$0	\$0	\$0	\$0	\$0	\$0	\$0	\$0	\$0	\$0
44	39110 OF&E, Unspecified	\$0	\$0	\$0	\$0	\$0	\$0	\$0	\$0	\$110,474	\$110,474	\$195,184	\$195,632
45	39111 OF&E, Data Handling Equip	\$0	\$0	\$0	\$0	\$0	\$0	\$0	\$0	\$0	\$0	\$0	\$0
46	39112 OF&E, Information Systems	\$0	\$0	\$0	\$1,750	\$835	\$835	\$835	\$835	\$835	\$835	\$2,536	\$2,536
47	39120 OF&E, Air-Conditioning Equip	\$0	\$0	\$0	\$0	\$0	\$0	\$0	\$0	\$0	\$0	\$0	\$0
48	39220 Trans Eq, Trailers > \$1,000	\$0	\$0	\$0	\$0	\$0	\$0	\$0	\$0	\$0	\$0	\$0	\$0
49	39221 Trans Eq, Trailers \$1000 or <	\$0	\$0	\$0	\$0	\$0	\$0	\$0	\$0	\$0	\$0	\$0	\$0
50	39300 Stores Equipment	\$0	\$0	\$0	\$0	\$0	\$0	\$0	\$0	\$0	\$0	\$0	\$0
51	39410 Tools, Garage & Service Eq	\$0	\$0	\$0	\$0	\$0	\$98,904	\$98,904	\$98,904	\$98,904	\$98,904	\$98,904	\$98,904
52	39411 Tools, CNG Equip, Stationary	\$0	\$0	\$0	\$0	\$0	\$0	\$0	\$0	\$0	\$0	\$0	\$0
53	39420 Tools, Shop Equipment	\$0	\$0	\$0	\$0	\$0	\$0	\$0	\$0	\$0	\$0	\$0	\$0
54	39430 Tools, Tools and Other	\$0	\$0	\$0	\$733,661	\$733,661	\$1,561,650	\$1,796,344	\$2,863,661	\$3,428,414	\$3,605,932	\$3,827,457	\$6,307,930
55	39500 Laboratory Equipment, Gas	\$0	\$0	\$0	\$0	\$0	\$0	\$0	\$0	\$0	\$0	\$0	\$0
56	39600 Power Operated Equipment	\$0	\$0	\$0	\$0	\$0	\$0	\$0	\$9,719	\$9,719	\$9,719	\$9,719	\$9,719
57	39800 Miscellaneous Equipment	\$0	\$0	\$0	\$0	\$0	\$0	\$0	\$0	\$0	\$0	\$0	\$0
58	TOTAL Cumulative Plant Additions	\$0	\$0	\$0	\$21,758,766	\$34,659,738	\$53,122,776	\$69,355,588	\$88,283,240	\$108,420,984	\$130,928,519	\$158,766,173	\$217,086,249

**Columbia Gas of Ohio, Inc.
Capital Expenditures Program
Case No. 22-0621-GA-RDR
Original Cost Retired By Month**

Data: 2021 - 9 Months Actual April - December

Schedule CEP-3 (21-0637)
Page 1 of 4

No.	Description	2021	Total
1	CEP Retirements	(\$17,539,976)	(\$17,539,976)

December 31, 2020													
	Cumulative Retirements by Month	January	February	March	April	May	June	July	August	September	October	November	December
2	30220 Franchises/Consent, Limited	\$0	\$0	\$0	\$0	\$0	\$0	\$0	\$0	\$0	\$0	\$0	\$0
3	30300 Intangible Plt, General	\$0	\$0	\$0	\$0	\$0	\$0	\$0	\$0	\$0	\$0	\$0	\$0
4	30330 Intangible Plt, Misc Software	\$0	\$0	\$0	\$0	\$0	\$0	\$0	\$0	\$0	\$0	\$0	\$0
5	30399 Intangible Plt, Cloud Computing	\$0	\$0	\$0	\$0	\$0	\$0	\$0	\$0	\$0	\$0	\$0	\$0
6	37420 Land, Other Distribution Sys	\$0	\$0	\$0	\$0	\$0	\$0	\$0	\$0	\$0	\$0	\$0	\$0
7	37440 Land Rgts, Other Distr Sys	\$0	\$0	\$0	\$0	\$0	\$0	\$0	\$0	\$0	\$0	\$0	\$0
8	37450 Rights of Way	\$0	\$0	\$0	\$0	\$0	\$0	\$0	\$0	\$0	\$0	\$0	\$0
9	37520 Str, City Gate Mea & Reg	\$0	\$0	\$0	\$0	\$0	\$0	\$0	\$0	\$0	\$0	\$0	\$0
10	37530 Str, General Mea & Reg	\$0	\$0	\$0	\$0	\$0	\$0	\$0	\$0	\$0	\$0	\$0	\$0
11	37540 Str, Regulating	\$0	\$0	\$0	\$0	\$0	\$0	\$0	\$0	\$0	\$0	\$0	\$0
12	37550 Str, Main Line Industrial M&R	\$0	\$0	\$0	\$0	\$0	\$0	\$0	\$0	\$0	\$0	\$0	\$0
13	37560 Str, Distribtn Industrial M&R	\$0	\$0	\$0	\$0	\$0	\$0	\$0	\$0	\$0	\$0	\$0	\$0
14	37570 Str, Other Distribution Sys	\$0	\$0	\$0	\$0	\$0	\$0	\$0	\$0	\$0	\$0	\$0	\$0
15	37571 Str, Other Dist Sys, Leased	\$0	\$0	\$0	\$0	\$0	\$0	\$0	\$0	\$0	\$0	\$0	\$0
16	37600 Mains	\$0	\$0	\$0	\$0	\$0	\$0	\$0	\$0	\$0	\$0	\$0	\$0
17	37625 Mains Replacement	\$0	\$0	\$0	\$0	\$0	\$0	\$0	\$0	\$0	\$0	\$0	\$0
18	37810 Mea & Reg Sta Eq, General	\$0	\$0	\$0	\$0	\$0	\$0	\$0	\$0	\$0	\$0	\$0	\$0
19	37820 Mea & Reg Sta Eq, Regulating	\$0	\$0	\$0	\$0	\$0	\$0	\$0	\$0	\$0	\$0	\$0	\$0
20	37821 Mea & Reg Sta Eq, Reg FMV	\$0	\$0	\$0	\$0	\$0	\$0	\$0	\$0	\$0	\$0	\$0	\$0
21	37830 Mea & Reg Sta Eq, Local Gas	\$0	\$0	\$0	\$0	\$0	\$0	\$0	\$0	\$0	\$0	\$0	\$0
22	37910 Mea & Reg Sta Eq, City Gate	\$0	\$0	\$0	\$0	\$0	\$0	\$0	\$0	\$0	\$0	\$0	\$0
23	37911 Mea & Reg Sta Eq, Exch Gas	\$0	\$0	\$0	\$0	\$0	\$0	\$0	\$0	\$0	\$0	\$0	\$0
24	37920 Mea & Reg Sta Eq, Main Line	\$0	\$0	\$0	\$0	\$0	\$0	\$0	\$0	\$0	\$0	\$0	\$0
25	38000 Services	\$0	\$0	\$0	\$0	\$0	\$0	\$0	\$0	\$0	\$0	\$0	\$0
26	38012 Riser Replacements	\$0	\$0	\$0	\$0	\$0	\$0	\$0	\$0	\$0	\$0	\$0	\$0
27	38013 Services Replaced aff Risers	\$0	\$0	\$0	\$0	\$0	\$0	\$0	\$0	\$0	\$0	\$0	\$0
28	38025 Services Replaced aff Mains	\$0	\$0	\$0	\$0	\$0	\$0	\$0	\$0	\$0	\$0	\$0	\$0
29	38100 Meters	\$0	\$0	\$0	\$0	\$0	\$0	\$0	\$0	\$0	\$0	\$0	\$0
30	38110 Auto Meter Reading Devices	\$0	\$0	\$0	\$0	\$0	\$0	\$0	\$0	\$0	\$0	\$0	\$0
31	38200 Meter Installations	\$0	\$0	\$0	\$0	\$0	\$0	\$0	\$0	\$0	\$0	\$0	\$0
32	38300 House Regulators	\$0	\$0	\$0	\$0	\$0	\$0	\$0	\$0	\$0	\$0	\$0	\$0
33	38400 House Regulator Installation	\$0	\$0	\$0	\$0	\$0	\$0	\$0	\$0	\$0	\$0	\$0	\$0
34	38500 Industrial Mea & Reg Sta Eq	\$0	\$0	\$0	\$0	\$0	\$0	\$0	\$0	\$0	\$0	\$0	\$0
35	38710 Other Equipment	\$0	\$0	\$0	\$0	\$0	\$0	\$0	\$0	\$0	\$0	\$0	\$0
36	38720 Other Equip, Odorization	\$0	\$0	\$0	\$0	\$0	\$0	\$0	\$0	\$0	\$0	\$0	\$0
37	38741 Other Equip, Telephone	\$0	\$0	\$0	\$0	\$0	\$0	\$0	\$0	\$0	\$0	\$0	\$0
38	38742 Other Equip, Radio	\$0	\$0	\$0	\$0	\$0	\$0	\$0	\$0	\$0	\$0	\$0	\$0
39	38744 Other Equip, Oth Communicatn	\$0	\$0	\$0	\$0	\$0	\$0	\$0	\$0	\$0	\$0	\$0	\$0
40	38745 Other Equip, Telemetering	\$0	\$0	\$0	\$0	\$0	\$0	\$0	\$0	\$0	\$0	\$0	\$0
41	38746 Other Equip, Customr Info Srv	\$0	\$0	\$0	\$0	\$0	\$0	\$0	\$0	\$0	\$0	\$0	\$0
42	38910 Land	\$0	\$0	\$0	\$0	\$0	\$0	\$0	\$0	\$0	\$0	\$0	\$0
43	39021 Str, Gen Off, Impv Leased Prp	\$0	\$0	\$0	\$0	\$0	\$0	\$0	\$0	\$0	\$0	\$0	\$0
44	39071 Str, Arena Off, Impv Leas Prp	\$0	\$0	\$0	\$0	\$0	\$0	\$0	\$0	\$0	\$0	\$0	\$0
45	39110 OF&E, Unspecified	\$0	\$0	\$0	\$0	\$0	\$0	\$0	\$0	\$0	\$0	\$0	\$0
46	39111 OF&E, Data Handling Equip	\$0	\$0	\$0	\$0	\$0	\$0	\$0	\$0	\$0	\$0	\$0	\$0
47	39112 OF&E, Information Systems	\$0	\$0	\$0	\$0	\$0	\$0	\$0	\$0	\$0	\$0	\$0	\$0
48	39120 OF&E, Air-Conditioning Equip	\$0	\$0	\$0	\$0	\$0	\$0	\$0	\$0	\$0	\$0	\$0	\$0
49	39220 Trans Eq, Trailers > \$1,000	\$0	\$0	\$0	\$0	\$0	\$0	\$0	\$0	\$0	\$0	\$0	\$0
50	39221 Trans Eq, Trailers \$1000 or <	\$0	\$0	\$0	\$0	\$0	\$0	\$0	\$0	\$0	\$0	\$0	\$0
51	39300 Stores Equipment	\$0	\$0	\$0	\$0	\$0	\$0	\$0	\$0	\$0	\$0	\$0	\$0
52	39410 Tools, Garage & Service Eq	\$0	\$0	\$0	\$0	\$0	\$0	\$0	\$0	\$0	\$0	\$0	\$0
53	39411 Tools, CNG Equip, Stationary	\$0	\$0	\$0	\$0	\$0	\$0	\$0	\$0	\$0	\$0	\$0	\$0
54	39420 Tools, Shop Equipment	\$0	\$0	\$0	\$0	\$0	\$0	\$0	\$0	\$0	\$0	\$0	\$0
55	39430 Tools, Tools and Other	\$0	\$0	\$0	\$0	\$0	\$0	\$0	\$0	\$0	\$0	\$0	\$0
56	39500 Laboratory Equipment, Gas	\$0	\$0	\$0	\$0	\$0	\$0	\$0	\$0	\$0	\$0	\$0	\$0
57	39600 Power Operated Equipment	\$0	\$0	\$0	\$0	\$0	\$0	\$0	\$0	\$0	\$0	\$0	\$0
58	39800 Miscellaneous Equipment	\$0	\$0	\$0	\$0	\$0	\$0	\$0	\$0	\$0	\$0	\$0	\$0
59	TOTAL Cumulative Retirements	\$0	\$0	\$0	\$0	\$0	\$0	\$0	\$0	\$0	\$0	\$0	\$0

Columbia Gas of Ohio, Inc.
Capital Expenditures Program
Case No. 22-0621-GA-RDR
Original Cost Retired By Month

Data: 2021 - 9 Months Actual April - December

Schedule CEP-3 (21-0637)
Page 2 of 4

Line No.	Retirements by Month	Calendar Year 2021												TOTAL
		January	February	March	April	May	June	July	August	September	October	November	December	
1	30220 Franchises/Consent, Limited	\$0	\$0	\$0	\$0	\$0	\$0	\$0	\$0	\$0	\$0	\$0	\$0	\$0
2	30300 Intangible Plt, General	\$0	\$0	\$0	\$0	\$0	\$0	\$0	\$0	\$0	\$0	\$0	\$0	\$0
3	30330 Intangible Plt, Misc Software	\$0	\$0	\$0	(\$560,022)	(\$2,886,171)	(\$269,478)	(\$56,469)	(\$547,544)	(\$24,254)	(\$1,144,620)	(\$283,537)	(\$617,031)	(\$6,389,125)
4	30399 Intangible Plt, Cloud Computing	\$0	\$0	\$0	\$0	\$0	\$0	\$0	\$0	\$0	\$0	\$0	\$0	\$0
5	37420 Land, Other Distribution Sys	\$0	\$0	\$0	\$0	\$0	\$0	\$0	\$0	\$0	\$0	(\$5)	(\$2)	(\$7)
6	37440 Land Rgts, Other Distr Sys	\$0	\$0	\$0	(\$82)	\$0	\$0	\$0	\$0	\$0	\$0	(\$1)	\$0	(\$83)
7	37450 Rights of Way	\$0	\$0	\$0	\$0	\$0	\$0	\$0	\$0	\$0	\$0	\$0	\$0	\$0
8	37520 Str, City Gate Mea & Reg	\$0	\$0	\$0	\$0	\$0	\$0	\$0	\$0	(\$1,497)	(\$3,188)	\$0	\$0	(\$4,685)
9	37530 Str, General Mea & Reg	\$0	\$0	\$0	\$0	\$0	\$0	\$0	\$0	\$0	\$0	\$0	\$0	\$0
10	37540 Str, Regulating	\$0	\$0	\$0	(\$39)	(\$1,153)	(\$444)	(\$375)	(\$2,203)	(\$882)	\$0	(\$35,390)	(\$73,186)	(\$113,672)
11	37550 Str, Main Line Industrial M&R	\$0	\$0	\$0	\$0	\$0	\$0	\$0	\$0	\$0	\$0	\$0	\$0	\$0
12	37560 Str, Distribtn Industrial M&R	\$0	\$0	\$0	\$0	\$0	\$0	\$0	\$0	\$0	\$0	\$0	\$0	\$0
13	37570 Str, Other Distribution Sys	\$0	\$0	\$0	\$0	\$0	\$0	\$0	\$0	\$0	\$0	\$0	\$0	\$0
14	37571 Str, Other Dist Sys, Leased	\$0	\$0	\$0	\$0	\$0	\$0	\$0	\$0	\$0	\$0	\$0	\$0	\$0
15	37600 Mains	\$0	\$0	\$0	(\$392,125)	(\$19,390)	(\$127,611)	(\$417,683)	(\$252,470)	(\$903,011)	(\$258,017)	(\$148,344)	(\$1,200,834)	(\$3,719,486)
16	37625 Mains Replacement	\$0	\$0	\$0	(\$2,779)	\$0	\$0	(\$12,358)	(\$24,183)	(\$43,391)	(\$27,863)	(\$519)	(\$150,854)	(\$261,947)
17	37810 Mea & Reg Sta Eq, General	\$0	\$0	\$0	\$0	\$0	\$0	\$0	\$0	\$0	\$0	\$0	\$0	\$0
18	37820 Mea & Reg Sta Eq, Regulating	\$0	\$0	\$0	(\$92,867)	(\$130,618)	(\$54,185)	(\$35,186)	(\$72,443)	(\$258,518)	(\$321,108)	(\$104,510)	(\$461,086)	(\$1,530,520)
19	37821 Mea & Reg Sta Eq, Reg FMV	\$0	\$0	\$0	\$0	\$0	\$0	\$0	\$0	\$0	\$0	\$0	\$0	\$0
20	37830 Mea & Reg Sta Eq, Local Gas	\$0	\$0	\$0	\$0	(\$600)	\$0	(\$182)	(\$581)	(\$12,999)	(\$160)	\$50	(\$2,558)	(\$17,031)
21	37910 Mea & Reg Sta Eq, City Gate	\$0	\$0	\$0	(\$68,942)	(\$5,139)	(\$8,412)	(\$33,621)	(\$18,772)	(\$3,851)	(\$6,098)	(\$9,651)	(\$172,489)	(\$326,975)
22	37911 Mea & Reg Sta Eq, Exch Gas	\$0	\$0	\$0	\$0	\$0	\$0	\$0	\$0	\$0	\$0	\$0	\$0	\$0
23	37920 Mea & Reg Sta Eq, Main Line	\$0	\$0	\$0	(\$663)	\$0	\$0	(\$1,064)	(\$361)	(\$361)	(\$441)	(\$498)	(\$165,828)	(\$169,217)
24	38000 Services	\$0	\$0	\$0	(\$268,876)	(\$297,396)	(\$262,982)	(\$359,212)	(\$310,232)	(\$173,069)	\$788,292	(\$938,120)	(\$187,354)	(\$2,008,951)
25	38012 Riser Replacements	\$0	\$0	\$0	\$0	\$0	\$0	\$0	\$0	\$0	\$48,282	\$0	\$0	\$48,282
26	38013 Services Replaced aff Risers	\$0	\$0	\$0	\$0	\$0	\$0	\$0	\$0	\$0	\$96,162	\$0	\$0	\$96,162
27	38025 Services Replaced aff Mains	\$0	\$0	\$0	\$0	\$0	\$0	\$0	\$0	\$0	\$157,985	\$0	(\$28,983)	\$129,002
28	38100 Meters	\$0	\$0	\$0	(\$137,418)	(\$94,934)	(\$94,029)	(\$57,112)	(\$55,157)	(\$76,359)	(\$45,162)	(\$39,271)	(\$94,413)	(\$693,856)
29	38110 Auto Meter Reading Devices	\$0	\$0	\$0	\$0	\$0	\$0	\$0	\$0	\$0	\$0	\$0	\$0	\$0
30	38200 Meter Installations	\$0	\$0	\$0	(\$494,596)	(\$287)	(\$65,522)	(\$7,158)	(\$7,822)	(\$3,319)	(\$1,766)	(\$9,287)	\$0	(\$589,756)
31	38300 House Regulators	\$0	\$0	\$0	(\$1,399)	(\$1,130)	(\$1,520)	(\$1,174)	(\$955)	\$818	(\$1,881)	(\$11,695)	\$0	(\$18,935)
32	38400 House Regulator Installation	\$0	\$0	\$0	\$0	\$0	\$0	\$0	\$0	\$0	\$0	\$0	\$0	\$0
33	38500 Industrial Mea & Reg Sta Eq	\$0	\$0	\$0	(\$31,348)	(\$173)	(\$15,137)	(\$7,146)	(\$15,536)	(\$16,867)	(\$24,908)	(\$89,052)	(\$65,284)	(\$265,450)
34	38710 Other Equipment	\$0	\$0	\$0	\$0	\$0	\$0	\$0	\$0	\$0	\$0	\$0	\$0	\$0
35	38720 Other Equip, Odorization	\$0	\$0	\$0	\$0	\$0	\$0	\$0	\$0	\$0	\$0	\$0	\$0	\$0
36	38741 Other Equip, Telephone	\$0	\$0	\$0	\$0	\$0	\$0	\$0	\$0	\$0	\$0	\$0	\$0	\$0
37	38742 Other Equip, Radio	\$0	\$0	\$0	\$0	(\$8,800)	\$0	\$0	\$0	(\$462)	\$0	\$0	(\$608)	(\$9,869)
38	38744 Other Equip, Oth Communicatn	\$0	\$0	\$0	\$0	(\$997)	(\$997)	(\$5,346)	(\$542)	(\$533)	\$0	(\$7,666)	(\$19,260)	(\$35,340)
39	38745 Other Equip, Telemetry	\$0	\$0	\$0	(\$18,065)	(\$19,855)	(\$13,801)	(\$9,448)	(\$28,607)	(\$14,651)	(\$23,780)	(\$3,262)	(\$87,581)	(\$219,050)
40	38746 Other Equip, Customr Info Srv	\$0	\$0	\$0	\$0	\$0	\$0	(\$14,223)	\$0	\$0	\$0	\$0	\$0	(\$14,223)
41	38910 Land	\$0	\$0	\$0	\$0	\$0	\$0	\$0	\$0	\$0	\$0	\$0	\$0	\$0
42	39021 Str, Gen Off, Impv Leased Prp	\$0	\$0	\$0	\$0	\$0	\$0	\$0	\$0	\$0	\$0	\$0	\$0	\$0
43	39071 Str, Arena Off, Impv Leas Prp	\$0	\$0	\$0	\$0	\$0	\$0	\$0	\$0	\$0	\$0	\$0	\$0	\$0
44	39110 OF&E, Unspecified	\$0	\$0	\$0	(\$33,888)	\$0	\$0	\$0	\$0	\$0	\$0	\$0	\$0	(\$33,888)
45	39111 OF&E, Data Handling Equip	\$0	\$0	\$0	\$0	\$0	\$0	\$0	\$0	\$0	\$0	\$0	\$0	\$0
46	39112 OF&E, Information Systems	\$0	\$0	\$0	\$0	\$0	\$0	\$0	\$0	\$0	(\$527,365)	(\$271,360)	\$0	(\$798,725)
47	39120 OF&E, Air-Conditioning Equip	\$0	\$0	\$0	\$0	\$0	\$0	\$0	\$0	\$0	\$0	\$0	\$0	\$0
48	39220 Trans Eq, Trailers > \$1,000	\$0	\$0	\$0	\$0	\$0	\$0	\$0	\$0	\$0	\$0	\$0	\$0	\$0
49	39221 Trans Eq, Trailers \$1000 or <	\$0	\$0	\$0	\$0	\$0	\$0	\$0	\$0	\$0	\$0	\$0	\$0	\$0
50	39300 Stores Equipment	\$0	\$0	\$0	\$0	\$0	\$0	\$0	\$0	\$0	\$0	\$0	\$0	\$0
51	39410 Tools, Garage & Service Eq	\$0	\$0	\$0	(\$8,157)	(\$4,129)	\$0	(\$4,540)	\$0	\$0	\$0	\$0	\$0	(\$16,826)
52	39411 Tools, CNG Equip, Stationary	\$0	\$0	\$0	\$0	\$0	\$0	\$0	\$0	\$0	\$0	\$0	\$0	\$0
53	39420 Tools, Shop Equipment	\$0	\$0	\$0	\$0	(\$595)	\$0	\$0	\$0	\$0	\$0	\$0	\$0	(\$595)
54	39430 Tools, Tools and Other	\$0	\$0	\$0	(\$272,969)	(\$83,647)	(\$18,295)	(\$14,975)	(\$21,548)	(\$14,315)	(\$81,457)	(\$68,006)	\$0	(\$575,212)
55	39500 Laboratory Equipment, Gas	\$0	\$0	\$0	\$0	\$0	\$0	\$0	\$0	\$0	\$0	\$0	\$0	\$0
56	39600 Power Operated Equipment	\$0	\$0	\$0	\$0	\$0	\$0	\$0	\$0	\$0	\$0	\$0	\$0	\$0
57	39800 Miscellaneous Equipment	\$0	\$0	\$0	\$0	\$0	\$0	\$0	\$0	\$0	\$0	\$0	\$0	\$0
58	TOTAL 2021 Cost Retired by Month	\$0	\$0	\$0	(\$2,384,236)	(\$3,555,013)	(\$932,413)	(\$1,037,274)	(\$1,358,956)	(\$1,547,518)	(\$1,377,094)	(\$2,020,121)	(\$3,327,351)	(\$17,539,976)

Columbia Gas of Ohio, Inc.
Capital Expenditures Program
Case No. 22-0621-GA-RDR
Original Cost Retired By Month

Data: 2021 - 9 Months Actual April - December

Schedule CEP-3 (21-0637)
Page 3 of 4

Line No.		Cumulative	Calendar Year 2021											
		2020	January	February	March	April	May	June	July	August	September	October	November	December
1	30220 Franchises/Consent, Limited	\$0	\$0	\$0	\$0	\$0	\$0	\$0	\$0	\$0	\$0	\$0	\$0	\$0
2	30300 Intangible Plt, General	\$0	\$0	\$0	\$0	\$0	\$0	\$0	\$0	\$0	\$0	\$0	\$0	\$0
3	30330 Intangible Plt, Misc Software	\$0	\$0	\$0	\$0	(\$560,022)	(\$3,446,193)	(\$3,715,671)	(\$3,772,140)	(\$4,319,684)	(\$4,343,938)	(\$5,488,558)	(\$5,772,095)	(\$6,389,125)
4	30399 Intangible Plt, Cloud Computing	\$0	\$0	\$0	\$0	\$0	\$0	\$0	\$0	\$0	\$0	\$0	\$0	\$0
5	37420 Land, Other Distribution Sys	\$0	\$0	\$0	\$0	\$0	\$0	\$0	\$0	\$0	\$0	\$0	(\$5)	(\$7)
6	37440 Land Rgts, Other Distr Sys	\$0	\$0	\$0	\$0	(\$82)	(\$82)	(\$82)	(\$82)	(\$82)	(\$82)	(\$82)	(\$83)	(\$83)
7	37450 Rights of Way	\$0	\$0	\$0	\$0	\$0	\$0	\$0	\$0	\$0	\$0	\$0	\$0	\$0
8	37520 Str, City Gate Mea & Reg	\$0	\$0	\$0	\$0	\$0	\$0	\$0	\$0	\$0	(\$1,497)	(\$4,685)	(\$4,685)	(\$4,685)
9	37530 Str, General Mea & Reg	\$0	\$0	\$0	\$0	\$0	\$0	\$0	\$0	\$0	\$0	\$0	\$0	\$0
10	37540 Str, Regulating	\$0	\$0	\$0	\$0	(\$39)	(\$1,192)	(\$1,636)	(\$2,011)	(\$4,214)	(\$5,096)	(\$5,096)	(\$40,485)	(\$113,672)
11	37550 Str, Main Line Industrial M&R	\$0	\$0	\$0	\$0	\$0	\$0	\$0	\$0	\$0	\$0	\$0	\$0	\$0
12	37560 Str, Distribtn Industrial M&R	\$0	\$0	\$0	\$0	\$0	\$0	\$0	\$0	\$0	\$0	\$0	\$0	\$0
13	37570 Str, Other Distribution Sys	\$0	\$0	\$0	\$0	\$0	\$0	\$0	\$0	\$0	\$0	\$0	\$0	\$0
14	37571 Str, Other Dist Sys, Leased	\$0	\$0	\$0	\$0	\$0	\$0	\$0	\$0	\$0	\$0	\$0	\$0	\$0
15	37600 Mains	\$0	\$0	\$0	\$0	(\$392,125)	(\$411,516)	(\$539,126)	(\$956,810)	(\$1,209,280)	(\$2,112,291)	(\$2,370,308)	(\$2,518,651)	(\$3,719,486)
16	37625 Mains Replacement	\$0	\$0	\$0	\$0	(\$2,779)	(\$2,779)	(\$2,779)	(\$15,137)	(\$39,320)	(\$82,710)	(\$110,573)	(\$111,092)	(\$261,947)
17	37810 Mea & Reg Sta Eq, General	\$0	\$0	\$0	\$0	\$0	\$0	\$0	\$0	\$0	\$0	\$0	\$0	\$0
18	37820 Mea & Reg Sta Eq, Regulating	\$0	\$0	\$0	\$0	(\$92,867)	(\$223,485)	(\$277,670)	(\$312,855)	(\$385,298)	(\$643,816)	(\$964,924)	(\$1,069,434)	(\$1,530,520)
19	37821 Mea & Reg Sta Eq, Reg FMV	\$0	\$0	\$0	\$0	\$0	\$0	\$0	\$0	\$0	\$0	\$0	\$0	\$0
20	37830 Mea & Reg Sta Eq, Local Gas	\$0	\$0	\$0	\$0	\$0	(\$600)	(\$600)	(\$782)	(\$1,363)	(\$14,362)	(\$14,522)	(\$14,472)	(\$17,031)
21	37910 Mea & Reg Sta Eq, City Gate	\$0	\$0	\$0	\$0	(\$68,942)	(\$74,081)	(\$82,493)	(\$116,114)	(\$134,886)	(\$138,737)	(\$144,835)	(\$154,486)	(\$326,975)
22	37911 Mea & Reg Sta Eq, Exch Gas	\$0	\$0	\$0	\$0	\$0	\$0	\$0	\$0	\$0	\$0	\$0	\$0	\$0
23	37920 Mea & Reg Sta Eq, Main Line	\$0	\$0	\$0	\$0	(\$663)	(\$663)	(\$663)	(\$1,728)	(\$2,089)	(\$2,450)	(\$2,891)	(\$3,389)	(\$169,217)
24	38000 Services	\$0	\$0	\$0	\$0	(\$268,876)	(\$566,273)	(\$829,255)	(\$1,188,467)	(\$1,498,699)	(\$1,671,769)	(\$883,477)	(\$1,821,597)	(\$2,008,951)
25	38012 Riser Replacements	\$0	\$0	\$0	\$0	\$0	\$0	\$0	\$0	\$0	\$0	\$48,282	\$48,282	\$48,282
26	38013 Services Replaced aff Risers	\$0	\$0	\$0	\$0	\$0	\$0	\$0	\$0	\$0	\$0	\$96,162	\$96,162	\$96,162
27	38025 Services Replaced aff Mains	\$0	\$0	\$0	\$0	\$0	\$0	\$0	\$0	\$0	\$0	\$157,985	\$157,985	\$129,002
28	38100 Meters	\$0	\$0	\$0	\$0	(\$137,418)	(\$232,352)	(\$326,381)	(\$383,493)	(\$438,650)	(\$515,010)	(\$560,172)	(\$599,443)	(\$693,856)
29	38110 Auto Meter Reading Devices	\$0	\$0	\$0	\$0	\$0	\$0	\$0	\$0	\$0	\$0	\$0	\$0	\$0
30	38200 Meter Installations	\$0	\$0	\$0	\$0	(\$494,596)	(\$494,883)	(\$560,404)	(\$567,562)	(\$575,384)	(\$578,703)	(\$580,469)	(\$589,756)	(\$589,756)
31	38300 House Regulators	\$0	\$0	\$0	\$0	(\$1,399)	(\$2,529)	(\$4,050)	(\$5,223)	(\$6,178)	(\$5,360)	(\$7,241)	(\$18,935)	(\$18,935)
32	38400 House Regulator Installation	\$0	\$0	\$0	\$0	\$0	\$0	\$0	\$0	\$0	\$0	\$0	\$0	\$0
33	38500 Industrial Mea & Reg Sta Eq	\$0	\$0	\$0	\$0	(\$31,348)	(\$31,521)	(\$46,658)	(\$53,804)	(\$69,340)	(\$86,207)	(\$111,115)	(\$200,166)	(\$265,450)
34	38710 Other Equipment	\$0	\$0	\$0	\$0	\$0	\$0	\$0	\$0	\$0	\$0	\$0	\$0	\$0
35	38720 Other Equip, Odorization	\$0	\$0	\$0	\$0	\$0	\$0	\$0	\$0	\$0	\$0	\$0	\$0	\$0
36	38741 Other Equip, Telephone	\$0	\$0	\$0	\$0	\$0	\$0	\$0	\$0	\$0	\$0	\$0	\$0	\$0
37	38742 Other Equip, Radio	\$0	\$0	\$0	\$0	\$0	(\$8,800)	(\$8,800)	(\$8,800)	(\$8,800)	(\$9,261)	(\$9,261)	(\$9,261)	(\$9,869)
38	38744 Other Equip, Oth Communicatn	\$0	\$0	\$0	\$0	\$0	(\$997)	(\$1,994)	(\$7,340)	(\$7,881)	(\$8,415)	(\$8,415)	(\$16,081)	(\$35,340)
39	38745 Other Equip, Telemetering	\$0	\$0	\$0	\$0	(\$18,065)	(\$37,920)	(\$51,721)	(\$61,169)	(\$89,777)	(\$104,427)	(\$128,207)	(\$131,469)	(\$219,050)
40	38746 Other Equip, Customr Info Srv	\$0	\$0	\$0	\$0	\$0	\$0	\$0	(\$14,223)	(\$14,223)	(\$14,223)	(\$14,223)	(\$14,223)	(\$14,223)
41	38910 Land	\$0	\$0	\$0	\$0	\$0	\$0	\$0	\$0	\$0	\$0	\$0	\$0	\$0
42	39021 Str, Gen Off, Impv Leased Prp	\$0	\$0	\$0	\$0	\$0	\$0	\$0	\$0	\$0	\$0	\$0	\$0	\$0
43	39071 Str, Arena Off, Impv Leas Prp	\$0	\$0	\$0	\$0	\$0	\$0	\$0	\$0	\$0	\$0	\$0	\$0	\$0
44	39110 OF&E, Unspecified	\$0	\$0	\$0	\$0	(\$33,888)	(\$33,888)	(\$33,888)	(\$33,888)	(\$33,888)	(\$33,888)	(\$33,888)	(\$33,888)	(\$33,888)
45	39111 OF&E, Data Handling Equip	\$0	\$0	\$0	\$0	\$0	\$0	\$0	\$0	\$0	\$0	\$0	\$0	\$0
46	39112 OF&E, Information Systems	\$0	\$0	\$0	\$0	\$0	\$0	\$0	\$0	\$0	\$0	(\$527,365)	(\$798,725)	(\$798,725)
47	39120 OF&E, Air-Conditioning Equip	\$0	\$0	\$0	\$0	\$0	\$0	\$0	\$0	\$0	\$0	\$0	\$0	\$0
48	39220 Trans Eq, Trailers > \$1,000	\$0	\$0	\$0	\$0	\$0	\$0	\$0	\$0	\$0	\$0	\$0	\$0	\$0
49	39221 Trans Eq, Trailers \$1000 or <	\$0	\$0	\$0	\$0	\$0	\$0	\$0	\$0	\$0	\$0	\$0	\$0	\$0
50	39300 Stores Equipment	\$0	\$0	\$0	\$0	\$0	\$0	\$0	\$0	\$0	\$0	\$0	\$0	\$0
51	39410 Tools, Garage & Service Eq	\$0	\$0	\$0	\$0	(\$8,157)	(\$12,286)	(\$12,286)	(\$16,826)	(\$16,826)	(\$16,826)	(\$16,826)	(\$16,826)	(\$16,826)
52	39411 Tools, CNG Equip, Stationary	\$0	\$0	\$0	\$0	\$0	\$0	\$0	\$0	\$0	\$0	\$0	\$0	\$0
53	39420 Tools, Shop Equipment	\$0	\$0	\$0	\$0	\$0	(\$595)	(\$595)	(\$595)	(\$595)	(\$595)	(\$595)	(\$595)	(\$595)
54	39430 Tools, Tools and Other	\$0	\$0	\$0	\$0	(\$272,969)	(\$356,616)	(\$374,911)	(\$389,886)	(\$411,434)	(\$425,749)	(\$507,206)	(\$575,212)	(\$575,212)
55	39500 Laboratory Equipment, Gas	\$0	\$0	\$0	\$0	\$0	\$0	\$0	\$0	\$0	\$0	\$0	\$0	\$0
56	39600 Power Operated Equipment	\$0	\$0	\$0	\$0	\$0	\$0	\$0	\$0	\$0	\$0	\$0	\$0	\$0
57	39800 Miscellaneous Equipment	\$0	\$0	\$0	\$0	\$0	\$0	\$0	\$0	\$0	\$0	\$0	\$0	\$0
58	TOTAL 2021 Cumulative Cost Retired	\$0	\$0	\$0	\$0	(\$2,384,236)	(\$5,939,248)	(\$6,871,662)	(\$7,908,936)	(\$9,267,892)	(\$10,815,410)	(\$12,192,504)	(\$14,212,625)	(\$17,539,976)

Columbia Gas of Ohio, Inc.
Capital Expenditures Program
Case No. 22-0621-GA-RDR
Original Cost Retired By Month

Data: 2021 - 9 Months Actual April - December

Schedule CEP-3 (21-0637)
Page 4 of 4

Line No.	Total Cumulative Retirements by Month	2021											
		January	February	March	April	May	June	July	August	September	October	November	December
1	30220 Franchises/Consent, Limited	\$0	\$0	\$0	\$0	\$0	\$0	\$0	\$0	\$0	\$0	\$0	\$0
2	30300 Intangible Plt, General	\$0	\$0	\$0	\$0	\$0	\$0	\$0	\$0	\$0	\$0	\$0	\$0
3	30330 Intangible Plt, Misc Software	\$0	\$0	\$0	(\$560,022)	(\$3,446,193)	(\$3,715,671)	(\$3,772,140)	(\$4,319,684)	(\$4,343,938)	(\$5,488,558)	(\$5,772,095)	(\$6,389,125)
4	30399 Intangible Plt, Cloud Computing	\$0	\$0	\$0	\$0	\$0	\$0	\$0	\$0	\$0	\$0	\$0	\$0
5	37420 Land, Other Distribution Sys	\$0	\$0	\$0	\$0	\$0	\$0	\$0	\$0	\$0	\$0	(\$5)	(\$7)
6	37440 Land Rgts, Other Distr Sys	\$0	\$0	\$0	(\$82)	(\$82)	(\$82)	(\$82)	(\$82)	(\$82)	(\$82)	(\$83)	(\$83)
7	37450 Rights of Way	\$0	\$0	\$0	\$0	\$0	\$0	\$0	\$0	\$0	\$0	\$0	\$0
8	37520 Str, City Gate Mea & Reg	\$0	\$0	\$0	\$0	\$0	\$0	\$0	\$0	(\$1,497)	(\$4,685)	(\$4,685)	(\$4,685)
9	37530 Str, General Mea & Reg	\$0	\$0	\$0	\$0	\$0	\$0	\$0	\$0	\$0	\$0	\$0	\$0
10	37540 Str, Regulating	\$0	\$0	\$0	(\$39)	(\$1,192)	(\$1,636)	(\$2,011)	(\$4,214)	(\$5,096)	(\$5,096)	(\$40,485)	(\$113,672)
11	37550 Str, Main Line Industrial M&R	\$0	\$0	\$0	\$0	\$0	\$0	\$0	\$0	\$0	\$0	\$0	\$0
12	37560 Str, Distribtn Industrial M&R	\$0	\$0	\$0	\$0	\$0	\$0	\$0	\$0	\$0	\$0	\$0	\$0
13	37570 Str, Other Distribution Sys	\$0	\$0	\$0	\$0	\$0	\$0	\$0	\$0	\$0	\$0	\$0	\$0
14	37571 Str, Other Dist Sys, Leased	\$0	\$0	\$0	\$0	\$0	\$0	\$0	\$0	\$0	\$0	\$0	\$0
15	37600 Mains	\$0	\$0	\$0	(\$392,125)	(\$411,516)	(\$539,126)	(\$956,810)	(\$1,209,280)	(\$2,112,291)	(\$2,370,308)	(\$2,518,651)	(\$3,719,486)
16	37625 Mains Replacement	\$0	\$0	\$0	(\$2,779)	(\$2,779)	(\$2,779)	(\$15,137)	(\$39,320)	(\$82,710)	(\$110,573)	(\$111,092)	(\$261,947)
17	37810 Mea & Reg Sta Eq, General	\$0	\$0	\$0	\$0	\$0	\$0	\$0	\$0	\$0	\$0	\$0	\$0
18	37820 Mea & Reg Sta Eq, Regulating	\$0	\$0	\$0	(\$92,867)	(\$223,485)	(\$277,670)	(\$312,855)	(\$385,298)	(\$643,816)	(\$964,924)	(\$1,069,434)	(\$1,530,520)
19	37821 Mea & Reg Sta Eq, Reg FMV	\$0	\$0	\$0	\$0	\$0	\$0	\$0	\$0	\$0	\$0	\$0	\$0
20	37830 Mea & Reg Sta Eq, Local Gas	\$0	\$0	\$0	\$0	(\$600)	(\$600)	(\$782)	(\$1,363)	(\$14,362)	(\$14,522)	(\$14,472)	(\$17,031)
21	37910 Mea & Reg Sta Eq, City Gate	\$0	\$0	\$0	(\$68,942)	(\$74,081)	(\$82,493)	(\$116,114)	(\$134,886)	(\$138,737)	(\$144,835)	(\$154,486)	(\$326,975)
22	37911 Mea & Reg Sta Eq, Exch Gas	\$0	\$0	\$0	\$0	\$0	\$0	\$0	\$0	\$0	\$0	\$0	\$0
23	37920 Mea & Reg Sta Eq, Main Line	\$0	\$0	\$0	(\$663)	(\$663)	(\$663)	(\$1,728)	(\$2,089)	(\$2,450)	(\$2,891)	(\$3,389)	(\$169,217)
24	38000 Services	\$0	\$0	\$0	(\$268,876)	(\$566,273)	(\$829,255)	(\$1,188,467)	(\$1,498,699)	(\$1,671,769)	(\$883,477)	(\$1,821,597)	(\$2,008,951)
25	38012 Riser Replacements	\$0	\$0	\$0	\$0	\$0	\$0	\$0	\$0	\$0	\$48,282	\$48,282	\$48,282
26	38013 Services Replaced aff Risers	\$0	\$0	\$0	\$0	\$0	\$0	\$0	\$0	\$0	\$96,162	\$96,162	\$96,162
27	38025 Services Replaced aff Mains	\$0	\$0	\$0	\$0	\$0	\$0	\$0	\$0	\$0	\$157,985	\$157,985	\$129,002
28	38100 Meters	\$0	\$0	\$0	(\$137,418)	(\$232,352)	(\$326,381)	(\$383,493)	(\$438,650)	(\$515,010)	(\$560,172)	(\$599,443)	(\$693,856)
29	38110 Auto Meter Reading Devices	\$0	\$0	\$0	\$0	\$0	\$0	\$0	\$0	\$0	\$0	\$0	\$0
30	38200 Meter Installations	\$0	\$0	\$0	(\$494,596)	(\$494,883)	(\$560,404)	(\$567,562)	(\$575,384)	(\$578,703)	(\$580,469)	(\$589,756)	(\$589,756)
31	38300 House Regulators	\$0	\$0	\$0	(\$1,399)	(\$2,529)	(\$4,050)	(\$5,223)	(\$6,178)	(\$5,360)	(\$7,241)	(\$18,935)	(\$18,935)
32	38400 House Regulator Installation	\$0	\$0	\$0	\$0	\$0	\$0	\$0	\$0	\$0	\$0	\$0	\$0
33	38500 Industrial Mea & Reg Sta Eq	\$0	\$0	\$0	(\$31,348)	(\$31,521)	(\$46,658)	(\$53,804)	(\$69,340)	(\$86,207)	(\$111,115)	(\$200,166)	(\$265,450)
34	38710 Other Equipment	\$0	\$0	\$0	\$0	\$0	\$0	\$0	\$0	\$0	\$0	\$0	\$0
35	38720 Other Equip, Odorization	\$0	\$0	\$0	\$0	\$0	\$0	\$0	\$0	\$0	\$0	\$0	\$0
36	38741 Other Equip, Telephone	\$0	\$0	\$0	\$0	\$0	\$0	\$0	\$0	\$0	\$0	\$0	\$0
37	38742 Other Equip, Radio	\$0	\$0	\$0	\$0	(\$8,800)	(\$8,800)	(\$8,800)	(\$8,800)	(\$9,261)	(\$9,261)	(\$9,261)	(\$9,869)
38	38744 Other Equip, Oth Communicatn	\$0	\$0	\$0	\$0	(\$997)	(\$1,994)	(\$7,340)	(\$7,881)	(\$8,415)	(\$8,415)	(\$16,081)	(\$35,340)
39	38745 Other Equip, Telemetering	\$0	\$0	\$0	(\$18,065)	(\$37,920)	(\$51,721)	(\$61,169)	(\$89,777)	(\$104,427)	(\$128,207)	(\$131,469)	(\$219,050)
40	38746 Other Equip, Customr Info Srv	\$0	\$0	\$0	\$0	\$0	\$0	(\$14,223)	(\$14,223)	(\$14,223)	(\$14,223)	(\$14,223)	(\$14,223)
41	38910 Land	\$0	\$0	\$0	\$0	\$0	\$0	\$0	\$0	\$0	\$0	\$0	\$0
42	39021 Str, Gen Off, Impv Leased Prp	\$0	\$0	\$0	\$0	\$0	\$0	\$0	\$0	\$0	\$0	\$0	\$0
43	39071 Str, Arena Off, Impv Leas Prp	\$0	\$0	\$0	\$0	\$0	\$0	\$0	\$0	\$0	\$0	\$0	\$0
44	39110 OF&E, Unspecified	\$0	\$0	\$0	(\$33,888)	(\$33,888)	(\$33,888)	(\$33,888)	(\$33,888)	(\$33,888)	(\$33,888)	(\$33,888)	(\$33,888)
45	39111 OF&E, Data Handling Equip	\$0	\$0	\$0	\$0	\$0	\$0	\$0	\$0	\$0	\$0	\$0	\$0
46	39112 OF&E, Information Systems	\$0	\$0	\$0	\$0	\$0	\$0	\$0	\$0	\$0	(\$527,365)	(\$798,725)	(\$798,725)
47	39120 OF&E, Air-Conditioning Equip	\$0	\$0	\$0	\$0	\$0	\$0	\$0	\$0	\$0	\$0	\$0	\$0
48	39220 Trans Eq, Trailers > \$1,000	\$0	\$0	\$0	\$0	\$0	\$0	\$0	\$0	\$0	\$0	\$0	\$0
49	39221 Trans Eq, Trailers \$1000 or <	\$0	\$0	\$0	\$0	\$0	\$0	\$0	\$0	\$0	\$0	\$0	\$0
50	39300 Stores Equipment	\$0	\$0	\$0	\$0	\$0	\$0	\$0	\$0	\$0	\$0	\$0	\$0
51	39410 Tools, Garage & Service Eq	\$0	\$0	\$0	(\$8,157)	(\$12,286)	(\$12,286)	(\$16,826)	(\$16,826)	(\$16,826)	(\$16,826)	(\$16,826)	(\$16,826)
52	39411 Tools, CNG Equip, Stationary	\$0	\$0	\$0	\$0	\$0	\$0	\$0	\$0	\$0	\$0	\$0	\$0
53	39420 Tools, Shop Equipment	\$0	\$0	\$0	\$0	(\$595)	(\$595)	(\$595)	(\$595)	(\$595)	(\$595)	(\$595)	(\$595)
54	39430 Tools, Tools and Other	\$0	\$0	\$0	(\$272,969)	(\$356,616)	(\$374,911)	(\$389,886)	(\$411,434)	(\$425,749)	(\$507,206)	(\$575,212)	(\$575,212)
55	39500 Laboratory Equipment, Gas	\$0	\$0	\$0	\$0	\$0	\$0	\$0	\$0	\$0	\$0	\$0	\$0
56	39600 Power Operated Equipment	\$0	\$0	\$0	\$0	\$0	\$0	\$0	\$0	\$0	\$0	\$0	\$0
57	39800 Miscellaneous Equipment	\$0	\$0	\$0	\$0	\$0	\$0	\$0	\$0	\$0	\$0	\$0	\$0
58	TOTAL Cumulative Retirements	\$0	\$0	\$0	(\$2,384,236)	(\$5,939,248)	(\$6,871,662)	(\$7,908,936)	(\$9,267,892)	(\$10,815,410)	(\$12,192,504)	(\$14,212,625)	(\$17,539,976)

Columbia Gas of Ohio, Inc.
Capital Expenditures Program
Case No. 22-0621-GA-RDR
Net Plant by Month

Data: 2021 - 9 Months Actual April - December

Schedule CEP-4 (21-0637)
Page 1 of 4

Line No.	Description	2021	Total
1	CEP Gross Plant Additions	\$217,086,249	\$217,086,249
2	CEP Retirements	(\$17,539,976)	(\$17,539,976)
3	CEP Net Plant	\$199,546,273	\$199,546,273

		December 31, 2020															
Cumulative Net Plant by month		January	February	March	April	May	June	July	August	September	October	November	December				
4	30220 Franchises/Consent, Limited	\$0	\$0	\$0	\$0	\$0	\$0	\$0	\$0	\$0	\$0	\$0	\$0				\$0
5	30300 Intangible Plt, General	\$0	\$0	\$0	\$0	\$0	\$0	\$0	\$0	\$0	\$0	\$0	\$0				\$0
6	30330 Intangible Plt, Misc Software	\$0	\$0	\$0	\$0	\$0	\$0	\$0	\$0	\$0	\$0	\$0	\$0				\$0
7	30399 Intangible Plt, Cloud Computing	\$0	\$0	\$0	\$0	\$0	\$0	\$0	\$0	\$0	\$0	\$0	\$0				\$0
8	37420 Land, Other Distribution Sys	\$0	\$0	\$0	\$0	\$0	\$0	\$0	\$0	\$0	\$0	\$0	\$0				\$0
9	37440 Land Rgts, Other Distr Sys	\$0	\$0	\$0	\$0	\$0	\$0	\$0	\$0	\$0	\$0	\$0	\$0				\$0
10	37450 Rights of Way	\$0	\$0	\$0	\$0	\$0	\$0	\$0	\$0	\$0	\$0	\$0	\$0				\$0
11	37520 Str, City Gate Mea & Reg	\$0	\$0	\$0	\$0	\$0	\$0	\$0	\$0	\$0	\$0	\$0	\$0				\$0
12	37530 Str, General Mea & Reg	\$0	\$0	\$0	\$0	\$0	\$0	\$0	\$0	\$0	\$0	\$0	\$0				\$0
13	37540 Str, Regulating	\$0	\$0	\$0	\$0	\$0	\$0	\$0	\$0	\$0	\$0	\$0	\$0				\$0
14	37550 Str, Main Line Industrial M&R	\$0	\$0	\$0	\$0	\$0	\$0	\$0	\$0	\$0	\$0	\$0	\$0				\$0
15	37560 Str, Distribtn Industrial M&R	\$0	\$0	\$0	\$0	\$0	\$0	\$0	\$0	\$0	\$0	\$0	\$0				\$0
16	37570 Str, Other Distribution Sys	\$0	\$0	\$0	\$0	\$0	\$0	\$0	\$0	\$0	\$0	\$0	\$0				\$0
17	37571 Str, Other Dist Sys, Leased	\$0	\$0	\$0	\$0	\$0	\$0	\$0	\$0	\$0	\$0	\$0	\$0				\$0
18	37600 Mains	\$0	\$0	\$0	\$0	\$0	\$0	\$0	\$0	\$0	\$0	\$0	\$0				\$0
19	37625 Mains Replacement	\$0	\$0	\$0	\$0	\$0	\$0	\$0	\$0	\$0	\$0	\$0	\$0				\$0
20	37810 Mea & Reg Sta Eq, General	\$0	\$0	\$0	\$0	\$0	\$0	\$0	\$0	\$0	\$0	\$0	\$0				\$0
21	37820 Mea & Reg Sta Eq, Regulating	\$0	\$0	\$0	\$0	\$0	\$0	\$0	\$0	\$0	\$0	\$0	\$0				\$0
22	37821 Mea & Reg Sta Eq, Reg FMV	\$0	\$0	\$0	\$0	\$0	\$0	\$0	\$0	\$0	\$0	\$0	\$0				\$0
23	37830 Mea & Reg Sta Eq, Local Gas	\$0	\$0	\$0	\$0	\$0	\$0	\$0	\$0	\$0	\$0	\$0	\$0				\$0
24	37910 Mea & Reg Sta Eq, City Gate	\$0	\$0	\$0	\$0	\$0	\$0	\$0	\$0	\$0	\$0	\$0	\$0				\$0
25	37911 Mea & Reg Sta Eq, Exch Gas	\$0	\$0	\$0	\$0	\$0	\$0	\$0	\$0	\$0	\$0	\$0	\$0				\$0
26	37920 Mea & Reg Sta Eq, Main Line	\$0	\$0	\$0	\$0	\$0	\$0	\$0	\$0	\$0	\$0	\$0	\$0				\$0
27	38000 Services	\$0	\$0	\$0	\$0	\$0	\$0	\$0	\$0	\$0	\$0	\$0	\$0				\$0
28	38012 Riser Replacements	\$0	\$0	\$0	\$0	\$0	\$0	\$0	\$0	\$0	\$0	\$0	\$0				\$0
29	38013 Services Replaced aff Risers	\$0	\$0	\$0	\$0	\$0	\$0	\$0	\$0	\$0	\$0	\$0	\$0				\$0
30	38025 Services Replaced aff Mains	\$0	\$0	\$0	\$0	\$0	\$0	\$0	\$0	\$0	\$0	\$0	\$0				\$0
31	38100 Meters	\$0	\$0	\$0	\$0	\$0	\$0	\$0	\$0	\$0	\$0	\$0	\$0				\$0
32	38110 Auto Meter Reading Devices	\$0	\$0	\$0	\$0	\$0	\$0	\$0	\$0	\$0	\$0	\$0	\$0				\$0
33	38200 Meter Installations	\$0	\$0	\$0	\$0	\$0	\$0	\$0	\$0	\$0	\$0	\$0	\$0				\$0
34	38300 House Regulators	\$0	\$0	\$0	\$0	\$0	\$0	\$0	\$0	\$0	\$0	\$0	\$0				\$0
35	38400 House Regulator Installation	\$0	\$0	\$0	\$0	\$0	\$0	\$0	\$0	\$0	\$0	\$0	\$0				\$0
36	38500 Industrial Mea & Reg Sta Eq	\$0	\$0	\$0	\$0	\$0	\$0	\$0	\$0	\$0	\$0	\$0	\$0				\$0
37	38710 Other Equipment	\$0	\$0	\$0	\$0	\$0	\$0	\$0	\$0	\$0	\$0	\$0	\$0				\$0
38	38720 Other Equip, Odorization	\$0	\$0	\$0	\$0	\$0	\$0	\$0	\$0	\$0	\$0	\$0	\$0				\$0
39	38741 Other Equip, Telephone	\$0	\$0	\$0	\$0	\$0	\$0	\$0	\$0	\$0	\$0	\$0	\$0				\$0
40	38742 Other Equip, Radio	\$0	\$0	\$0	\$0	\$0	\$0	\$0	\$0	\$0	\$0	\$0	\$0				\$0
41	38744 Other Equip, Oth Communicatn	\$0	\$0	\$0	\$0	\$0	\$0	\$0	\$0	\$0	\$0	\$0	\$0				\$0
42	38745 Other Equip, Telemetering	\$0	\$0	\$0	\$0	\$0	\$0	\$0	\$0	\$0	\$0	\$0	\$0				\$0
43	38746 Other Equip, Customr Info Srv	\$0	\$0	\$0	\$0	\$0	\$0	\$0	\$0	\$0	\$0	\$0	\$0				\$0
44	38910 Land	\$0	\$0	\$0	\$0	\$0	\$0	\$0	\$0	\$0	\$0	\$0	\$0				\$0
45	39021 Str, Gen Off, Impv Leased Prp	\$0	\$0	\$0	\$0	\$0	\$0	\$0	\$0	\$0	\$0	\$0	\$0				\$0
46	39071 Str, Arena Off, Impv Leas Prp	\$0	\$0	\$0	\$0	\$0	\$0	\$0	\$0	\$0	\$0	\$0	\$0				\$0
47	39110 OF&E, Unspecified	\$0	\$0	\$0	\$0	\$0	\$0	\$0	\$0	\$0	\$0	\$0	\$0				\$0
48	39111 OF&E, Data Handling Equip	\$0	\$0	\$0	\$0	\$0	\$0	\$0	\$0	\$0	\$0	\$0	\$0				\$0
49	39112 OF&E, Information Systems	\$0	\$0	\$0	\$0	\$0	\$0	\$0	\$0	\$0	\$0	\$0	\$0				\$0
50	39120 OF&E, Air-Conditioning Equip	\$0	\$0	\$0	\$0	\$0	\$0	\$0	\$0	\$0	\$0	\$0	\$0				\$0
51	39220 Trans Eq, Trailers > \$1,000	\$0	\$0	\$0	\$0	\$0	\$0	\$0	\$0	\$0	\$0	\$0	\$0				\$0
52	39221 Trans Eq, Trailers \$1000 or <	\$0	\$0	\$0	\$0	\$0	\$0	\$0	\$0	\$0	\$0	\$0	\$0				\$0
53	39300 Stores Equipment	\$0	\$0	\$0	\$0	\$0	\$0	\$0	\$0	\$0	\$0	\$0	\$0				\$0
54	39410 Tools, Garage & Service Eq	\$0	\$0	\$0	\$0	\$0	\$0	\$0	\$0	\$0	\$0	\$0	\$0				\$0
55	39411 Tools, CNG Equip, Stationary	\$0	\$0	\$0	\$0	\$0	\$0	\$0	\$0	\$0	\$0	\$0	\$0				\$0
56	39420 Tools, Shop Equipment	\$0	\$0	\$0	\$0	\$0	\$0	\$0	\$0	\$0	\$0	\$0	\$0				\$0
57	39430 Tools, Tools and Other	\$0	\$0	\$0	\$0	\$0	\$0	\$0	\$0	\$0	\$0	\$0	\$0				\$0
58	39500 Laboratory Equipment, Gas	\$0	\$0	\$0	\$0	\$0	\$0	\$0	\$0	\$0	\$0	\$0	\$0				\$0
59	39600 Power Operated Equipment	\$0	\$0	\$0	\$0	\$0	\$0	\$0	\$0	\$0	\$0	\$0	\$0				\$0
60	39800 Miscellaneous Equipment	\$0	\$0	\$0	\$0	\$0	\$0	\$0	\$0	\$0	\$0	\$0	\$0				\$0
61	TOTAL Net Plant Balance	\$0	\$0	\$0	\$0	\$0	\$0	\$0	\$0	\$0	\$0	\$0	\$0				\$0

Columbia Gas of Ohio, Inc.
Capital Expenditures Program
Case No. 22-0621-GA-RDR
Net Plant by Month

Data: 2021 - 9 Months Actual April - December

Schedule CEP-4 (21-0637)
Page 2 of 4

No.	2020 Net Plant by Month	Calendar Year 2021												December	TOTAL
		January	February	March	April	May	June	July	August	September	October	November			
1	30220 Franchises/Consent, Limited	\$0	\$0	\$0	\$0	\$0	\$0	\$0	\$0	\$0	\$0	\$0	\$0	\$0	
2	30300 Intangible Plt, General	\$0	\$0	\$0	\$0	\$0	\$0	\$0	\$0	\$0	\$0	\$0	\$0	\$0	
3	30330 Intangible Plt, Misc Software	\$0	\$0	\$0	\$6,866,315	(\$2,683,060)	\$3,487,613	\$3,388,779	\$2,323,586	\$192,892	(\$981,905)	\$3,859,487	\$6,287,516	\$22,741,222	
4	30399 Intangible Plt, Cloud Computing	\$0	\$0	\$0	\$482,941	\$3,521	\$2,053,841	\$2,425,368	\$99,554	\$1,560,937	\$1,954,649	\$124,950	\$737,215	\$9,442,975	
5	37420 Land, Other Distribution Sys	\$0	\$0	\$0	\$0	\$0	\$0	\$0	\$0	\$0	\$0	(\$5)	(\$2)	(\$7)	
6	37440 Land Rgts, Other Distr Sys	\$0	\$0	\$0	(\$82)	(\$0)	\$0	\$0	\$33,447	\$9,961	\$0	\$133	\$8,311	\$51,771	
7	37450 Rights of Way	\$0	\$0	\$0	\$0	\$0	\$0	\$0	\$0	\$0	\$0	\$0	\$0	\$0	
8	37520 Str, City Gate Mea & Reg	\$0	\$0	\$0	\$0	\$0	\$0	\$0	\$0	(\$1,497)	(\$3,188)	\$0	\$0	(\$4,685)	
9	37530 Str, General Mea & Reg	\$0	\$0	\$0	\$0	\$0	\$0	\$0	\$0	\$0	\$0	\$0	\$0	\$0	
10	37540 Str, Regulating	\$0	\$0	\$0	(\$39)	\$12,959	\$2,600	(\$375)	\$69,278	\$24,415	\$12,678	\$2,937	\$90,333	\$214,785	
11	37550 Str, Main Line Industrial M&R	\$0	\$0	\$0	\$0	\$0	\$0	\$0	\$0	\$0	\$0	\$0	\$0	\$0	
12	37560 Str, Distribtn Industrial M&R	\$0	\$0	\$0	\$0	\$0	\$0	\$0	\$0	\$0	\$0	\$0	\$0	\$0	
13	37570 Str, Other Distribution Sys	\$0	\$0	\$0	\$0	\$0	\$0	\$0	\$1,038	\$7,859	\$1,565	\$1,258,706	\$167,461	\$1,436,630	
14	37571 Str, Other Dist Sys, Leased	\$0	\$0	\$0	\$0	(\$17,919)	\$0	\$12,875	\$0	\$47,642	\$354,059	(\$11)	\$363,391	\$760,036	
15	37600 Mains	\$0	\$0	\$0	\$5,579,311	\$4,185,960	\$4,781,814	\$2,907,494	\$3,835,130	\$5,584,417	\$5,193,796	\$5,569,396	\$7,958,433	\$45,595,752	
16	37625 Mains Replacement	\$0	\$0	\$0	(\$109)	\$462	\$278,017	\$114,560	\$53,327	(\$2,112)	\$187,037	(\$13,941)	\$23,308,821	\$23,926,065	
17	37810 Mea & Reg Sta Eq, General	\$0	\$0	\$0	\$0	\$0	\$0	\$0	\$0	\$0	\$0	\$0	\$0	\$0	
18	37820 Mea & Reg Sta Eq, Regulating	\$0	\$0	\$0	\$1,383,793	\$3,238,269	(\$274,226)	\$1,268,756	\$4,286,249	\$3,036,023	\$3,728,395	\$4,618,645	\$1,524,427	\$22,810,332	
19	37821 Mea & Reg Sta Eq, Reg FMV	\$0	\$0	\$0	\$0	\$0	\$0	\$0	\$0	\$0	\$0	\$0	\$0	\$0	
20	37830 Mea & Reg Sta Eq, Local Gas	\$0	\$0	\$0	\$0	(\$600)	\$0	(\$182)	(\$581)	(\$12,999)	(\$160)	\$50	(\$2,558)	(\$17,031)	
21	37910 Mea & Reg Sta Eq, City Gate	\$0	\$0	\$0	(\$59,682)	\$22,554	(\$8,755)	\$63,821	\$94,951	\$92,366	\$70,377	\$67,367	(\$156,346)	\$186,654	
22	37911 Mea & Reg Sta Eq, Exch Gas	\$0	\$0	\$0	\$0	\$0	\$0	\$0	\$0	\$0	\$0	\$0	\$0	\$0	
23	37920 Mea & Reg Sta Eq, Main Line	\$0	\$0	\$0	(\$663)	\$0	\$0	(\$1,064)	(\$361)	(\$361)	(\$441)	(\$498)	(\$165,828)	(\$169,217)	
24	38000 Services	\$0	\$0	\$0	\$4,693,725	\$4,534,846	\$4,742,936	\$4,616,427	\$5,544,660	\$6,067,787	\$9,581,546	\$6,477,056	\$8,670,697	\$54,929,680	
25	38012 Riser Replacements	\$0	\$0	\$0	\$0	\$16,291	\$27,395	\$4,634	\$24	\$0	\$48,282	\$0	\$462	\$97,087	
26	38013 Services Replaced aff Risers	\$0	\$0	\$0	\$0	\$0	\$0	\$0	\$0	\$0	\$1,364,412	\$2,535,980	\$2,619,629	\$6,520,020	
27	38025 Services Replaced aff Mains	\$0	\$0	\$0	\$0	\$0	\$0	\$0	\$0	\$0	\$157,985	\$0	(\$28,983)	\$129,002	
28	38100 Meters	\$0	\$0	\$0	\$354,838	(\$94,962)	\$1,455,586	\$52,113	(\$55,157)	\$713,667	\$302,745	\$687,019	\$335,494	\$3,751,343	
29	38110 Auto Meter Reading Devices	\$0	\$0	\$0	\$0	\$0	\$0	\$0	\$0	\$328,972	\$0	\$0	\$0	\$328,972	
30	38200 Meter Installations	\$0	\$0	\$0	(\$494,596)	(\$287)	(\$65,522)	(\$7,158)	(\$7,822)	\$42,633	(\$882,428)	\$46,868	\$1,795,712	\$427,401	
31	38300 House Regulators	\$0	\$0	\$0	\$127,046	\$101,618	\$98,542	\$153,954	\$161,745	\$208,387	\$216,353	\$341,286	(\$1,225,230)	\$183,701	
32	38400 House Regulator Installation	\$0	\$0	\$0	\$0	\$0	\$0	\$0	\$0	\$0	\$0	\$0	\$0	\$0	
33	38500 Industrial Mea & Reg Sta Eq	\$0	\$0	\$0	(\$11,324)	\$1,122	(\$8,907)	\$7,525	(\$10,504)	\$2,028	\$6,026	\$138,812	\$95,290	\$220,068	
34	38710 Other Equipment	\$0	\$0	\$0	\$0	\$0	\$0	\$0	\$0	\$0	\$0	\$0	\$0	\$0	
35	38720 Other Equip, Odorization	\$0	\$0	\$0	\$0	\$0	\$0	\$0	\$0	\$0	\$0	\$0	\$0	\$0	
36	38741 Other Equip, Telephone	\$0	\$0	\$0	\$0	\$0	\$0	\$0	\$0	\$0	\$0	\$0	\$0	\$0	
37	38742 Other Equip, Radio	\$0	\$0	\$0	\$0	(\$8,800)	\$0	\$0	\$0	(\$462)	\$0	\$0	(\$608)	(\$9,869)	
38	38744 Other Equip, Oth Communicatn	\$0	\$0	\$0	\$0	(\$997)	(\$997)	(\$5,346)	(\$542)	(\$533)	\$0	(\$7,666)	(\$19,260)	(\$35,340)	
39	38745 Other Equip, Telemetry	\$0	\$0	\$0	\$32,660	\$124,268	\$52,090	(\$7,597)	\$85,187	\$27,289	\$249,962	\$142,392	\$147,424	\$853,674	
40	38746 Other Equip, Customr Info Srv	\$0	\$0	\$0	\$0	\$0	\$0	(\$14,223)	\$0	\$0	\$0	\$0	\$0	(\$14,223)	
41	38910 Land	\$0	\$0	\$0	\$0	\$0	\$0	\$0	\$0	\$0	\$0	\$0	\$0	\$0	
42	39021 Str, Gen Off, Impv Leased Prp	\$0	\$0	\$0	\$0	\$0	\$0	\$0	\$0	\$0	\$0	\$0	\$0	\$0	
43	39071 Str, Arena Off, Impv Leas Prp	\$0	\$0	\$0	\$0	\$0	\$0	\$0	\$0	\$0	\$0	\$0	\$0	\$0	
44	39110 OF&E, Unspecified	\$0	\$0	\$0	(\$33,888)	\$0	\$0	\$0	\$0	\$110,474	\$0	\$84,710	\$447	\$161,744	
45	39111 OF&E, Data Handling Equip	\$0	\$0	\$0	\$0	\$0	\$0	\$0	\$0	\$0	\$0	\$0	\$0	\$0	
46	39112 OF&E, Information Systems	\$0	\$0	\$0	\$1,750	(\$915)	\$0	\$0	\$0	\$0	(\$527,365)	(\$269,660)	\$0	(\$796,189)	
47	39120 OF&E, Air-Conditioning Equip	\$0	\$0	\$0	\$0	\$0	\$0	\$0	\$0	\$0	\$0	\$0	\$0	\$0	
48	39220 Trans Eq, Trailers > \$1,000	\$0	\$0	\$0	\$0	\$0	\$0	\$0	\$0	\$0	\$0	\$0	\$0	\$0	
49	39221 Trans Eq, Trailers \$1000 or <	\$0	\$0	\$0	\$0	\$0	\$0	\$0	\$0	\$0	\$0	\$0	\$0	\$0	
50	39300 Stores Equipment	\$0	\$0	\$0	\$0	\$0	\$0	\$0	\$0	\$0	\$0	\$0	\$0	\$0	
51	39410 Tools, Garage & Service Eq	\$0	\$0	\$0	(\$8,157)	(\$4,129)	\$98,904	(\$4,540)	\$0	\$0	\$0	\$0	\$0	\$82,077	
52	39411 Tools, CNG Equip, Stationary	\$0	\$0	\$0	\$0	\$0	\$0	\$0	\$0	\$0	\$0	\$0	\$0	\$0	
53	39420 Tools, Shop Equipment	\$0	\$0	\$0	\$0	(\$595)	\$0	\$0	\$0	\$0	\$0	\$0	\$0	(\$595)	
54	39430 Tools, Tools and Other	\$0	\$0	\$0	\$460,692	(\$83,647)	\$809,693	\$219,719	\$1,045,769	\$550,439	\$96,061	\$153,519	\$2,480,473	\$5,732,718	
55	39500 Laboratory Equipment, Gas	\$0	\$0	\$0	\$0	\$0	\$0	\$0	\$0	\$0	\$0	\$0	\$0	\$0	
56	39600 Power Operated Equipment	\$0	\$0	\$0	\$0	\$0	\$0	\$0	\$9,719	\$0	\$0	\$0	\$0	\$9,719	
57	39800 Miscellaneous Equipment	\$0	\$0	\$0	\$0	\$0	\$0	\$0	\$0	\$0	\$0	\$0	\$0	\$0	
58	Total 2021 Net Plant	\$0	\$0	\$0	\$19,374,531	\$9,345,959	\$17,530,625	\$15,195,538	\$17,568,696	\$18,590,226	\$21,130,441	\$25,817,533	\$54,992,725	\$199,546,273	

Columbia Gas of Ohio, Inc.
Capital Expenditures Program
Case No. 22-0621-GA-RDR
Net Plant by Month

Data: 2021 - 9 Months Actual April - December

Schedule CEP-4 (21-0637)
Page 3 of 4

Line No.	Cumulative 2020 Net Plant	Calendar Year 2021															
		Cumulative 2020 Net Plant by Month	Additions	January	February	March	April	May	June	July	August	September	October	November	December		
1	30220 Franchises/Consent, Limited	\$0	\$0	\$0	\$0	\$0	\$0	\$0	\$0	\$0	\$0	\$0	\$0	\$0	\$0	\$0	
2	30300 Intangible Plt, General	\$0	\$0	\$0	\$0	\$0	\$0	\$0	\$0	\$0	\$0	\$0	\$0	\$0	\$0	\$0	
3	30330 Intangible Plt, Misc Software	\$0	\$0	\$0	\$0	\$0	\$6,866,315	\$4,183,254	\$7,670,868	\$11,059,647	\$13,383,232	\$13,576,125	\$12,594,219	\$16,453,706	\$22,741,222	\$22,741,222	
4	30399 Intangible Plt, Cloud Computing	\$0	\$0	\$0	\$0	\$0	\$482,941	\$486,462	\$2,540,303	\$4,965,671	\$5,065,225	\$6,626,161	\$8,580,810	\$8,705,760	\$9,442,975	\$9,442,975	
5	37420 Land, Other Distribution Sys	\$0	\$0	\$0	\$0	\$0	\$0	\$0	\$0	\$0	\$0	\$0	\$0	\$0	(\$5)	(\$7)	
6	37440 Land Rgts, Other Distr Sys	\$0	\$0	\$0	\$0	\$0	(\$82)	(\$82)	(\$82)	(\$82)	\$33,365	\$43,326	\$43,326	\$43,459	\$51,771	\$51,771	
7	37450 Rights of Way	\$0	\$0	\$0	\$0	\$0	\$0	\$0	\$0	\$0	\$0	\$0	\$0	\$0	\$0	\$0	
8	37520 Str, City Gate Mea & Reg	\$0	\$0	\$0	\$0	\$0	\$0	\$0	\$0	\$0	\$0	(\$1,497)	(\$4,685)	(\$4,685)	(\$4,685)	(\$4,685)	
9	37530 Str, General Mea & Reg	\$0	\$0	\$0	\$0	\$0	\$0	\$0	\$0	\$0	\$0	\$0	\$0	\$0	\$0	\$0	
10	37540 Str, Regulating	\$0	\$0	\$0	\$0	\$0	(\$39)	\$12,920	\$15,520	\$15,144	\$84,422	\$108,837	\$121,515	\$124,452	\$214,785	\$214,785	
11	37550 Str, Main Line Industrial M&R	\$0	\$0	\$0	\$0	\$0	\$0	\$0	\$0	\$0	\$0	\$0	\$0	\$0	\$0	\$0	
12	37560 Str, Distribtn Industrial M&R	\$0	\$0	\$0	\$0	\$0	\$0	\$0	\$0	\$0	\$0	\$0	\$0	\$0	\$0	\$0	
13	37570 Str, Other Distribution Sys	\$0	\$0	\$0	\$0	\$0	\$0	\$0	\$0	\$0	\$1,038	\$8,897	\$10,463	\$1,269,169	\$1,436,630	\$1,436,630	
14	37571 Str, Other Dist Sys, Leased	\$0	\$0	\$0	\$0	\$0	\$0	(\$17,919)	(\$17,919)	(\$5,044)	(\$5,044)	\$42,598	\$396,656	\$396,645	\$760,036	\$760,036	
15	37600 Mains	\$0	\$0	\$0	\$0	\$0	\$5,579,311	\$9,765,270	\$14,547,084	\$17,454,579	\$21,289,709	\$26,874,126	\$32,067,922	\$37,637,319	\$45,595,752	\$45,595,752	
16	37625 Mains Replacement	\$0	\$0	\$0	\$0	\$0	(\$109)	\$354	\$278,371	\$392,931	\$446,258	\$444,147	\$631,184	\$617,243	\$23,926,065	\$23,926,065	
17	37810 Mea & Reg Sta Eq, General	\$0	\$0	\$0	\$0	\$0	\$0	\$0	\$0	\$0	\$0	\$0	\$0	\$0	\$0	\$0	
18	37820 Mea & Reg Sta Eq, Regulating	\$0	\$0	\$0	\$0	\$0	\$1,383,793	\$4,622,061	\$4,347,836	\$5,616,592	\$9,902,840	\$12,938,864	\$16,667,259	\$21,285,904	\$22,810,332	\$22,810,332	
19	37821 Mea & Reg Sta Eq, Reg FMV	\$0	\$0	\$0	\$0	\$0	\$0	\$0	\$0	\$0	\$0	\$0	\$0	\$0	\$0	\$0	
20	37830 Mea & Reg Sta Eq, Local Gas	\$0	\$0	\$0	\$0	\$0	\$0	(\$600)	(\$600)	(\$782)	(\$1,363)	(\$14,362)	(\$14,522)	(\$14,472)	(\$17,031)	(\$17,031)	
21	37910 Mea & Reg Sta Eq, City Gate	\$0	\$0	\$0	\$0	\$0	(\$59,682)	(\$37,127)	(\$45,883)	\$17,938	\$112,889	\$205,255	\$275,633	\$342,999	\$186,654	\$186,654	
22	37911 Mea & Reg Sta Eq, Exch Gas	\$0	\$0	\$0	\$0	\$0	\$0	\$0	\$0	\$0	\$0	\$0	\$0	\$0	\$0	\$0	
23	37920 Mea & Reg Sta Eq, Main Line	\$0	\$0	\$0	\$0	\$0	(\$663)	(\$663)	(\$663)	(\$1,728)	(\$2,089)	(\$2,450)	(\$2,891)	(\$3,389)	(\$169,217)	(\$169,217)	
24	38000 Services	\$0	\$0	\$0	\$0	\$0	\$4,693,725	\$9,228,571	\$13,971,507	\$18,587,934	\$24,132,593	\$30,200,380	\$39,781,927	\$46,258,983	\$54,929,680	\$54,929,680	
25	38012 Riser Replacements	\$0	\$0	\$0	\$0	\$0	\$0	\$16,291	\$43,686	\$48,319	\$48,343	\$48,343	\$96,625	\$96,625	\$97,087	\$97,087	
26	38013 Services Replaced aff Risers	\$0	\$0	\$0	\$0	\$0	\$0	\$0	\$0	\$0	\$0	\$0	\$1,364,412	\$3,900,392	\$6,520,020	\$6,520,020	
27	38025 Services Replaced aff Mains	\$0	\$0	\$0	\$0	\$0	\$0	\$0	\$0	\$0	\$0	\$0	\$157,985	\$157,985	\$129,002	\$129,002	
28	38100 Meters	\$0	\$0	\$0	\$0	\$0	\$354,838	\$259,875	\$1,715,461	\$1,767,574	\$1,712,417	\$2,426,084	\$2,728,830	\$3,415,849	\$3,751,343	\$3,751,343	
29	38110 Auto Meter Reading Devices	\$0	\$0	\$0	\$0	\$0	\$0	\$0	\$0	\$0	\$0	\$328,972	\$328,972	\$328,972	\$328,972	\$328,972	
30	38200 Meter Installations	\$0	\$0	\$0	\$0	\$0	(\$494,596)	(\$494,883)	(\$560,404)	(\$567,562)	(\$575,384)	(\$532,751)	(\$1,415,179)	(\$1,368,311)	\$427,401	\$427,401	
31	38300 House Regulators	\$0	\$0	\$0	\$0	\$0	\$127,046	\$228,663	\$327,205	\$481,159	\$642,904	\$851,292	\$1,067,645	\$1,408,931	\$183,701	\$183,701	
32	38400 House Regulator Installation	\$0	\$0	\$0	\$0	\$0	\$0	\$0	\$0	\$0	\$0	\$0	\$0	\$0	\$0	\$0	
33	38500 Industrial Mea & Reg Sta Eq	\$0	\$0	\$0	\$0	\$0	(\$11,324)	(\$10,202)	(\$19,109)	(\$11,583)	(\$22,088)	(\$20,060)	(\$14,034)	\$124,778	\$220,068	\$220,068	
34	38710 Other Equipment	\$0	\$0	\$0	\$0	\$0	\$0	\$0	\$0	\$0	\$0	\$0	\$0	\$0	\$0	\$0	
35	38720 Other Equip, Odorization	\$0	\$0	\$0	\$0	\$0	\$0	\$0	\$0	\$0	\$0	\$0	\$0	\$0	\$0	\$0	
36	38741 Other Equip, Telephone	\$0	\$0	\$0	\$0	\$0	\$0	\$0	\$0	\$0	\$0	\$0	\$0	\$0	\$0	\$0	
37	38742 Other Equip, Radio	\$0	\$0	\$0	\$0	\$0	\$0	(\$8,800)	(\$8,800)	(\$8,800)	(\$8,800)	(\$9,261)	(\$9,261)	(\$9,261)	(\$9,869)	(\$9,869)	
38	38744 Other Equip, Oth Communicatn	\$0	\$0	\$0	\$0	\$0	\$0	(\$997)	(\$1,994)	(\$7,340)	(\$7,881)	(\$8,415)	(\$8,415)	(\$16,081)	(\$35,340)	(\$35,340)	
39	38745 Other Equip, Telemetering	\$0	\$0	\$0	\$0	\$0	\$32,660	\$156,928	\$209,018	\$201,421	\$286,608	\$313,897	\$563,858	\$706,250	\$853,674	\$853,674	
40	38746 Other Equip, Customr Info Srv	\$0	\$0	\$0	\$0	\$0	\$0	\$0	\$0	(\$14,223)	(\$14,223)	(\$14,223)	(\$14,223)	(\$14,223)	(\$14,223)	(\$14,223)	
41	38910 Land	\$0	\$0	\$0	\$0	\$0	\$0	\$0	\$0	\$0	\$0	\$0	\$0	\$0	\$0	\$0	
42	39021 Str, Gen Off, Impv Leased Prp	\$0	\$0	\$0	\$0	\$0	\$0	\$0	\$0	\$0	\$0	\$0	\$0	\$0	\$0	\$0	
43	39071 Str, Arena Off, Impv Leas Prp	\$0	\$0	\$0	\$0	\$0	\$0	\$0	\$0	\$0	\$0	\$0	\$0	\$0	\$0	\$0	
44	39110 OF&E, Unspecified	\$0	\$0	\$0	\$0	\$0	(\$33,888)	(\$33,888)	(\$33,888)	(\$33,888)	(\$33,888)	\$76,586	\$76,586	\$161,297	\$161,744	\$161,744	
45	39111 OF&E, Data Handling Equip	\$0	\$0	\$0	\$0	\$0	\$0	\$0	\$0	\$0	\$0	\$0	\$0	\$0	\$0	\$0	
46	39112 OF&E, Information Systems	\$0	\$0	\$0	\$0	\$0	\$1,750	\$835	\$835	\$835	\$835	\$835	(\$526,530)	(\$796,189)	(\$796,189)	(\$796,189)	
47	39120 OF&E, Air-Conditioning Equip	\$0	\$0	\$0	\$0	\$0	\$0	\$0	\$0	\$0	\$0	\$0	\$0	\$0	\$0	\$0	
48	39220 Trans Eq, Trailers > \$1,000	\$0	\$0	\$0	\$0	\$0	\$0	\$0	\$0	\$0	\$0	\$0	\$0	\$0	\$0	\$0	
49	39221 Trans Eq, Trailers \$1000 or <	\$0	\$0	\$0	\$0	\$0	\$0	\$0	\$0	\$0	\$0	\$0	\$0	\$0	\$0	\$0	
50	39300 Stores Equipment	\$0	\$0	\$0	\$0	\$0	\$0	\$0	\$0	\$0	\$0	\$0	\$0	\$0	\$0	\$0	
51	39410 Tools, Garage & Service Eq	\$0	\$0	\$0	\$0	\$0	(\$8,157)	(\$12,286)	\$86,617	\$82,077	\$82,077	\$82,077	\$82,077	\$82,077	\$82,077	\$82,077	
52	39411 Tools, CNG Equip, Stationary	\$0	\$0	\$0	\$0	\$0	\$0	\$0	\$0	\$0	\$0	\$0	\$0	\$0	\$0	\$0	
53	39420 Tools, Shop Equipment	\$0	\$0	\$0	\$0	\$0	\$0	(\$595)	(\$595)	(\$595)	(\$595)	(\$595)	(\$595)	(\$595)	(\$595)	(\$595)	
54	39430 Tools, Tools and Other	\$0	\$0	\$0	\$0	\$0	\$460,692	\$377,046	\$1,186,739	\$1,406,458	\$2,452,227	\$3,002,665	\$3,098,726	\$3,252,245	\$5,732,718	\$5,732,718	
55	39500 Laboratory Equipment, Gas	\$0	\$0	\$0	\$0	\$0	\$0	\$0	\$0	\$0	\$0	\$0	\$0	\$0	\$0	\$0	
56	39600 Power Operated Equipment	\$0	\$0	\$0	\$0	\$0	\$0	\$0	\$0	\$0	\$9,719	\$9,719	\$9,719	\$9,719	\$9,719	\$9,719	
57	39800 Miscellaneous Equipment	\$0	\$0	\$0	\$0	\$0	\$0	\$0	\$0	\$0	\$0	\$0	\$0	\$0	\$0	\$0	
58	TOTAL 2021 Cumulative Net Plant	\$0	\$0	\$0	\$0	\$0	\$19,374,531	\$28,720,490	\$46,251,115	\$61,446,652	\$79,015,349	\$97,605,574	\$118,736,015	\$144,553,548	\$199,546,273	\$199,546,273	

Columbia Gas of Ohio, Inc.
Capital Expenditures Program
Case No. 22-0621-GA-RDR
Net Plant by Month

Data: 2021 - 9 Months Actual April - December

Schedule CEP-4 (21-0637)
Page 4 of 4

Line No.	Total Cumulative Net Plant by Month	2021											
		January	February	March	April	May	June	July	August	September	October	November	December
1	30220 Franchises/Consent, Limited	\$0	\$0	\$0	\$0	\$0	\$0	\$0	\$0	\$0	\$0	\$0	\$0
2	30300 Intangible Plt, General	\$0	\$0	\$0	\$0	\$0	\$0	\$0	\$0	\$0	\$0	\$0	\$0
3	30330 Intangible Plt, Misc Software	\$0	\$0	\$0	\$6,866,315	\$4,183,254	\$7,670,868	\$11,059,647	\$13,383,232	\$13,576,125	\$12,594,219	\$16,453,706	\$22,741,222
4	30399 Intangible Plt, Cloud Computing	\$0	\$0	\$0	\$482,941	\$486,462	\$2,540,303	\$4,965,671	\$5,065,225	\$6,626,161	\$8,580,810	\$8,705,760	\$9,442,975
5	37420 Land, Other Distribution Sys	\$0	\$0	\$0	\$0	\$0	\$0	\$0	\$0	\$0	\$0	(\$5)	(\$7)
6	37440 Land Rgts, Other Distr Sys	\$0	\$0	\$0	(\$82)	(\$82)	(\$82)	(\$82)	\$33,365	\$43,326	\$43,326	\$43,459	\$51,771
7	37450 Rights of Way	\$0	\$0	\$0	\$0	\$0	\$0	\$0	\$0	\$0	\$0	\$0	\$0
8	37520 Str, City Gate Mea & Reg	\$0	\$0	\$0	\$0	\$0	\$0	\$0	\$0	(\$1,497)	(\$4,685)	(\$4,685)	(\$4,685)
9	37530 Str, General Mea & Reg	\$0	\$0	\$0	\$0	\$0	\$0	\$0	\$0	\$0	\$0	\$0	\$0
10	37540 Str, Regulating	\$0	\$0	\$0	(\$39)	\$12,920	\$15,520	\$15,144	\$84,422	\$108,837	\$121,515	\$124,452	\$214,785
11	37550 Str, Main Line Industrial M&R	\$0	\$0	\$0	\$0	\$0	\$0	\$0	\$0	\$0	\$0	\$0	\$0
12	37560 Str, Distribtn Industrial M&R	\$0	\$0	\$0	\$0	\$0	\$0	\$0	\$0	\$0	\$0	\$0	\$0
13	37570 Str, Other Distribution Sys	\$0	\$0	\$0	\$0	\$0	\$0	\$0	\$1,038	\$8,897	\$10,463	\$1,269,169	\$1,436,630
14	37571 Str, Other Dist Sys, Leased	\$0	\$0	\$0	\$0	(\$17,919)	(\$17,919)	(\$5,044)	(\$5,044)	\$42,598	\$396,656	\$396,645	\$760,036
15	37600 Mains	\$0	\$0	\$0	\$5,579,311	\$9,765,270	\$14,547,084	\$17,454,579	\$21,289,709	\$26,874,126	\$32,067,922	\$37,637,319	\$45,595,752
16	37625 Mains Replacement	\$0	\$0	\$0	(\$109)	\$354	\$278,371	\$392,931	\$446,258	\$444,147	\$631,184	\$617,243	\$23,926,065
17	37810 Mea & Reg Sta Eq, General	\$0	\$0	\$0	\$0	\$0	\$0	\$0	\$0	\$0	\$0	\$0	\$0
18	37820 Mea & Reg Sta Eq, Regulating	\$0	\$0	\$0	\$1,383,793	\$4,622,061	\$4,347,836	\$5,616,592	\$9,902,840	\$12,938,864	\$16,667,259	\$21,285,904	\$22,810,332
19	37821 Mea & Reg Sta Eq, Reg FMV	\$0	\$0	\$0	\$0	\$0	\$0	\$0	\$0	\$0	\$0	\$0	\$0
20	37830 Mea & Reg Sta Eq, Local Gas	\$0	\$0	\$0	\$0	(\$600)	(\$600)	(\$782)	(\$1,363)	(\$14,362)	(\$14,522)	(\$14,472)	(\$17,031)
21	37910 Mea & Reg Sta Eq, City Gate	\$0	\$0	\$0	(\$59,682)	(\$37,127)	(\$45,883)	\$17,938	\$112,889	\$205,255	\$275,633	\$342,999	\$186,654
22	37911 Mea & Reg Sta Eq, Exch Gas	\$0	\$0	\$0	\$0	\$0	\$0	\$0	\$0	\$0	\$0	\$0	\$0
23	37920 Mea & Reg Sta Eq, Main Line	\$0	\$0	\$0	(\$663)	(\$663)	(\$663)	(\$1,728)	(\$2,089)	(\$2,450)	(\$2,891)	(\$3,389)	(\$169,217)
24	38000 Services	\$0	\$0	\$0	\$4,693,725	\$9,228,571	\$13,971,507	\$18,587,934	\$24,132,593	\$30,200,380	\$39,781,927	\$46,258,983	\$54,929,680
25	38012 Riser Replacements	\$0	\$0	\$0	\$0	\$16,291	\$43,686	\$48,319	\$48,343	\$48,343	\$96,625	\$96,625	\$97,087
26	38013 Services Replaced aff Risers	\$0	\$0	\$0	\$0	\$0	\$0	\$0	\$0	\$0	\$1,364,412	\$3,900,392	\$6,520,020
27	38025 Services Replaced aff Mains	\$0	\$0	\$0	\$0	\$0	\$0	\$0	\$0	\$0	\$157,985	\$157,985	\$129,002
28	38100 Meters	\$0	\$0	\$0	\$354,838	\$259,875	\$1,715,461	\$1,767,574	\$1,712,417	\$2,426,084	\$2,728,830	\$3,415,849	\$3,751,343
29	38110 Auto Meter Reading Devices	\$0	\$0	\$0	\$0	\$0	\$0	\$0	\$0	\$328,972	\$328,972	\$328,972	\$328,972
30	38200 Meter Installations	\$0	\$0	\$0	(\$494,596)	(\$494,883)	(\$560,404)	(\$567,562)	(\$575,384)	(\$532,751)	(\$1,415,179)	(\$1,368,311)	\$427,401
31	38300 House Regulators	\$0	\$0	\$0	\$127,046	\$228,663	\$327,205	\$481,159	\$642,904	\$851,292	\$1,067,645	\$1,408,931	\$183,701
32	38400 House Regulator Installation	\$0	\$0	\$0	\$0	\$0	\$0	\$0	\$0	\$0	\$0	\$0	\$0
33	38500 Industrial Mea & Reg Sta Eq	\$0	\$0	\$0	(\$11,324)	(\$10,202)	(\$19,109)	(\$11,583)	(\$22,088)	(\$20,060)	(\$14,034)	\$124,778	\$220,068
34	38710 Other Equipment	\$0	\$0	\$0	\$0	\$0	\$0	\$0	\$0	\$0	\$0	\$0	\$0
35	38720 Other Equip, Odorization	\$0	\$0	\$0	\$0	\$0	\$0	\$0	\$0	\$0	\$0	\$0	\$0
36	38741 Other Equip, Telephone	\$0	\$0	\$0	\$0	\$0	\$0	\$0	\$0	\$0	\$0	\$0	\$0
37	38742 Other Equip, Radio	\$0	\$0	\$0	\$0	(\$8,800)	(\$8,800)	(\$8,800)	(\$8,800)	(\$9,261)	(\$9,261)	(\$9,261)	(\$9,869)
38	38744 Other Equip, Oth Communicatn	\$0	\$0	\$0	\$0	(\$997)	(\$1,994)	(\$7,340)	(\$7,881)	(\$8,415)	(\$8,415)	(\$16,081)	(\$35,340)
39	38745 Other Equip, Telemetry	\$0	\$0	\$0	\$32,660	\$156,928	\$209,018	\$201,421	\$286,608	\$313,897	\$563,858	\$706,250	\$853,674
40	38746 Other Equip, Customr Info Srv	\$0	\$0	\$0	\$0	\$0	\$0	(\$14,223)	(\$14,223)	(\$14,223)	(\$14,223)	(\$14,223)	(\$14,223)
41	38910 Land	\$0	\$0	\$0	\$0	\$0	\$0	\$0	\$0	\$0	\$0	\$0	\$0
42	39021 Str, Gen Off, Impv Leased Prp	\$0	\$0	\$0	\$0	\$0	\$0	\$0	\$0	\$0	\$0	\$0	\$0
43	39071 Str, Arena Off, Impv Leas Prp	\$0	\$0	\$0	\$0	\$0	\$0	\$0	\$0	\$0	\$0	\$0	\$0
44	39110 OF&E, Unspecified	\$0	\$0	\$0	(\$33,888)	(\$33,888)	(\$33,888)	(\$33,888)	(\$33,888)	\$76,586	\$76,586	\$161,297	\$161,744
45	39111 OF&E, Data Handling Equip	\$0	\$0	\$0	\$0	\$0	\$0	\$0	\$0	\$0	\$0	\$0	\$0
46	39112 OF&E, Information Systems	\$0	\$0	\$0	\$1,750	\$835	\$835	\$835	\$835	\$835	(\$526,530)	(\$796,189)	(\$796,189)
47	39120 OF&E, Air-Conditioning Equip	\$0	\$0	\$0	\$0	\$0	\$0	\$0	\$0	\$0	\$0	\$0	\$0
48	39220 Trans Eq, Trailers > \$1,000	\$0	\$0	\$0	\$0	\$0	\$0	\$0	\$0	\$0	\$0	\$0	\$0
49	39221 Trans Eq, Trailers \$1000 or <	\$0	\$0	\$0	\$0	\$0	\$0	\$0	\$0	\$0	\$0	\$0	\$0
50	39300 Stores Equipment	\$0	\$0	\$0	\$0	\$0	\$0	\$0	\$0	\$0	\$0	\$0	\$0
51	39410 Tools, Garage & Service Eq	\$0	\$0	\$0	(\$8,157)	(\$12,286)	\$86,617	\$82,077	\$82,077	\$82,077	\$82,077	\$82,077	\$82,077
52	39411 Tools, CNG Equip, Stationary	\$0	\$0	\$0	\$0	\$0	\$0	\$0	\$0	\$0	\$0	\$0	\$0
53	39420 Tools, Shop Equipment	\$0	\$0	\$0	\$0	(\$595)	(\$595)	(\$595)	(\$595)	(\$595)	(\$595)	(\$595)	(\$595)
54	39430 Tools, Tools and Other	\$0	\$0	\$0	\$460,692	\$377,046	\$1,186,739	\$1,406,458	\$2,452,227	\$3,002,665	\$3,098,726	\$3,252,245	\$5,732,718
55	39500 Laboratory Equipment, Gas	\$0	\$0	\$0	\$0	\$0	\$0	\$0	\$0	\$0	\$0	\$0	\$0
56	39600 Power Operated Equipment	\$0	\$0	\$0	\$0	\$0	\$0	\$0	\$9,719	\$9,719	\$9,719	\$9,719	\$9,719
57	39800 Miscellaneous Equipment	\$0	\$0	\$0	\$0	\$0	\$0	\$0	\$0	\$0	\$0	\$0	\$0
58	TOTAL Cumulative Net Plant	\$0	\$0	\$0	\$19,374,531	\$28,720,490	\$46,251,115	\$61,446,652	\$79,015,349	\$97,605,574	\$118,736,015	\$144,553,548	\$199,546,273

**Columbia Gas of Ohio, Inc.
Capital Expenditures Program
Case No. 22-0621-GA-RDR
Provision for Depreciation (Gross Plant**

Data: 2021 - 9 Months Actual April - December

Schedule CEP-5 (21-0637)
Page 1 of 3

[illegible]

Columbia Gas of Ohio, Inc.
Capital Expenditures Program
Case No. 22-0621-GA-RDR
Provision for Depreciation (Gross Plant)

Data: 2021 - 9 Months Actual April - December

Schedule CEP-5 (21-0637)
Page 2 of 3

No.	2021 DEPRECIATION EXPENSE ON CURRENT YEARS' INVESTMENT ⁽¹⁾														Total
	January	February	March	April	May	June	July	August	September	October	November	December			
1	2021 30220 Franchises/Consent, Limited	\$0	\$0	\$0	\$0	\$0	\$0	\$0	\$0	\$0	\$0	\$0	\$0	\$0	
2	2021 30300 Intangible Plt, General	\$0	\$0	\$0	\$0	\$0	\$0	\$0	\$0	\$0	\$0	\$0	\$0	\$0	
3	2021 30330 Intangible Plt, Misc Software	\$1,973	\$25,756	\$50,419	\$115,160	\$178,738	\$211,740	\$271,760	\$324,396	\$350,132	\$353,297	\$389,178	\$481,241	\$2,753,791	
4	2021 30399 Intangible Plt, Cloud Computing	\$0	\$2,888	\$5,915	\$10,078	\$14,132	\$31,277	\$68,603	\$89,644	\$103,482	\$132,778	\$150,108	\$157,293	\$766,200	
5	2021 37420 Land, Other Distribution Sys	\$0	\$0	\$0	\$0	\$0	\$0	\$0	\$0	\$0	\$0	\$0	\$0	\$0	
6	2021 37440 Land Rgts, Other Distr Sys	\$0	\$0	\$0	\$0	\$0	\$0	\$0	\$0	\$0	\$0	\$0	\$0	\$0	
7	2021 37450 Rights of Way	\$0	\$0	\$0	\$0	\$0	\$0	\$0	\$0	\$0	\$0	\$0	\$0	\$0	
8	2021 37520 Str, City Gate Mea & Reg	\$0	\$0	\$0	\$0	\$0	\$0	\$0	\$0	\$0	\$0	\$0	\$0	\$0	
9	2021 37530 Str, General Mea & Reg	\$0	\$0	\$0	\$0	\$0	\$0	\$0	\$0	\$0	\$0	\$0	\$0	\$0	
10	2021 37540 Str, Regulating	\$1	\$38	\$78	\$82	\$98	\$117	\$121	\$202	\$312	\$355	\$413	\$643	\$2,459	
11	2021 37550 Str, Main Line Industrial M&R	\$0	\$0	\$0	\$0	\$0	\$0	\$0	\$0	\$0	\$0	\$0	\$0	\$0	
12	2021 37560 Str, Distribtn Industrial M&R	\$0	\$0	\$0	\$0	\$0	\$0	\$0	\$0	\$0	\$0	\$0	\$0	\$0	
13	2021 37570 Str, Other Distribution Sys	\$0	\$0	\$0	\$0	\$0	\$0	\$0	\$1	\$11	\$22	\$1,445	\$3,055	\$4,534	
14	2021 37571 Str, Other Dist Sys, Leased	\$0	\$0	\$0	\$0	\$0	\$0	\$0	\$0	\$0	\$0	\$0	\$0	\$0	
15	2021 37600 Mains	\$2,836	\$7,593	\$12,364	\$19,842	\$27,729	\$34,793	\$41,175	\$46,919	\$55,115	\$64,368	\$73,024	\$84,554	\$470,312	
16	2021 37625 Mains Replacement	\$54	\$108	\$119	\$131	\$133	\$349	\$663	\$821	\$913	\$1,112	\$1,268	\$19,439	\$25,108	
17	2021 37810 Mea & Reg Sta Eq, General	\$2,211	\$6,837	\$11,791	\$16,293	\$22,734	\$26,919	\$28,360	\$35,886	\$46,059	\$55,820	\$67,480	\$76,397	\$396,786	
18	2021 37820 Mea & Reg Sta Eq, Regulating	\$0	\$0	\$0	\$0	\$0	\$0	\$0	\$0	\$0	\$0	\$0	\$0	\$0	
19	2021 37821 Mea & Reg Sta Eq, Reg FMV	\$0	\$0	\$0	\$0	\$0	\$0	\$0	\$0	\$0	\$0	\$0	\$0	\$0	
20	2021 37830 Mea & Reg Sta Eq, Local Gas	\$0	\$0	\$0	\$0	\$0	\$0	\$0	\$0	\$0	\$0	\$0	\$0	\$0	
21	2021 37910 Mea & Reg Sta Eq, City Gate	\$46	\$431	\$803	\$848	\$901	\$940	\$1,080	\$1,382	\$1,683	\$1,931	\$2,151	\$2,284	\$14,479	
22	2021 37911 Mea & Reg Sta Eq, Exch Gas	\$0	\$0	\$0	\$0	\$0	\$0	\$0	\$0	\$0	\$0	\$0	\$0	\$0	
23	2021 37920 Mea & Reg Sta Eq, Main Line	\$0	\$0	\$0	\$0	\$0	\$0	\$0	\$0	\$0	\$0	\$0	\$0	\$0	
24	2021 38000 Services	\$7,348	\$20,185	\$32,565	\$46,073	\$59,133	\$72,250	\$85,559	\$100,000	\$116,127	\$136,173	\$157,784	\$179,482	\$1,012,679	
25	2021 38012 Riser Replacements	\$0	\$0	\$0	\$0	\$22	\$80	\$123	\$129	\$129	\$129	\$129	\$130	\$870	
26	2021 38013 Services Replaced aff Risers	\$0	\$0	\$0	\$0	\$0	\$0	\$0	\$0	\$0	\$1,691	\$6,763	\$13,637	\$22,092	
27	2021 38025 Services Replaced aff Mains	\$0	\$0	\$0	\$0	\$0	\$0	\$0	\$0	\$0	\$0	\$0	\$0	\$0	
28	2021 38100 Meters	\$113	\$437	\$665	\$1,149	\$1,617	\$3,089	\$4,665	\$4,768	\$5,519	\$6,600	\$7,621	\$8,719	\$44,961	
29	2021 38110 Auto Meter Reading Devices	\$0	\$16	\$32	\$32	\$32	\$32	\$32	\$32	\$947	\$1,861	\$1,861	\$1,861	\$6,740	
30	2021 38200 Meter Installations	\$0	\$0	\$0	\$0	\$0	\$0	\$0	\$0	\$42	(\$720)	(\$1,472)	\$218	(\$1,932)	
31	2021 38300 House Regulators	\$333	\$966	\$1,497	\$1,919	\$2,263	\$2,565	\$2,945	\$3,417	\$3,968	\$4,602	\$5,451	\$4,154	\$34,080	
32	2021 38400 House Regulator Installation	\$0	\$0	\$0	\$0	\$0	\$0	\$0	\$0	\$0	\$0	\$0	\$0	\$0	
33	2021 38500 Industrial Mea & Reg Sta Eq	\$8	\$15	(\$98)	(\$181)	(\$148)	(\$137)	(\$105)	(\$75)	(\$38)	\$38	\$434	\$1,028	\$739	
34	2021 38710 Other Equipment	\$0	\$0	\$0	\$0	\$0	\$0	\$0	\$0	\$0	\$0	\$0	\$0	\$0	
35	2021 38720 Other Equip, Odorization	\$0	\$0	\$0	\$0	\$0	\$0	\$0	\$0	\$0	\$0	\$0	\$0	\$0	
36	2021 38741 Other Equip, Telephone	\$0	\$0	\$0	\$0	\$0	\$0	\$0	\$0	\$0	\$0	\$0	\$0	\$0	
37	2021 38742 Other Equip, Radio	\$0	\$0	\$0	\$0	\$0	\$0	\$0	\$0	\$0	\$0	\$0	\$0	\$0	
38	2021 38744 Other Equip, Oth Communicatn	\$0	\$0	\$0	\$0	\$0	\$0	\$0	\$0	\$0	\$0	\$0	\$0	\$0	
39	2021 38745 Other Equip, Telemetering	\$59	\$136	\$247	\$435	\$805	\$1,203	\$1,331	\$1,550	\$1,846	\$2,444	\$3,239	\$3,961	\$17,256	
40	2021 38746 Other Equip, Customr Info Srv	\$0	\$0	\$0	\$0	\$0	\$0	\$0	\$0	\$0	\$0	\$0	\$0	\$0	
41	2021 38910 Land	\$0	\$0	\$0	\$0	\$0	\$0	\$0	\$0	\$0	\$0	\$0	\$0	\$0	
42	2021 39021 Str, Gen Off, Impv Leased Prp	\$0	\$0	\$0	\$0	\$0	\$0	\$0	\$0	\$0	\$0	\$0	\$0	\$0	
43	2021 39071 Str, Arena Off, Impv Leas Prp	\$0	\$0	\$0	\$0	\$0	\$0	\$0	\$0	\$0	\$0	\$0	\$0	\$0	
44	2021 39110 OF&E, Unspecified	\$0	\$0	\$0	\$0	\$0	\$0	\$0	\$0	\$230	\$460	\$637	\$814	\$2,141	
45	2021 39111 OF&E, Data Handling Equip	\$0	\$0	\$0	\$0	\$0	\$0	\$0	\$0	\$0	\$0	\$0	\$0	\$0	
46	2021 39112 OF&E, Information Systems	\$10,701	\$21,402	\$21,327	\$21,267	\$21,274	\$21,267	\$21,267	\$21,267	\$21,267	\$21,267	\$21,281	\$21,295	\$244,881	
47	2021 39120 OF&E, Air-Conditioning Equip	\$0	\$0	\$0	\$0	\$0	\$0	\$0	\$0	\$0	\$0	\$0	\$0	\$0	
48	2021 39220 Trans Eq, Trailers > \$1,000	\$0	\$0	\$0	\$0	\$0	\$0	\$0	\$0	\$0	\$0	\$0	\$0	\$0	
49	2021 39221 Trans Eq, Trailers \$1000 or <	\$0	\$0	\$0	\$0	\$0	\$0	\$0	\$0	\$0	\$0	\$0	\$0	\$0	
50	2021 39300 Stores Equipment	\$0	\$0	\$0	\$0	\$0	\$0	\$0	\$0	\$0	\$0	\$0	\$0	\$0	
51	2021 39410 Tools, Garage & Service Eq	\$0	\$0	\$0	\$0	\$0	\$165	\$330	\$330	\$330	\$330	\$330	\$330	\$2,143	
52	2021 39411 Tools, CNG Equip, Stationary	\$0	\$0	\$0	\$0	\$0	\$0	\$0	\$0	\$0	\$0	\$0	\$0	\$0	
53	2021 39420 Tools, Shop Equipment	\$0	\$0	\$0	\$0	\$0	\$0	\$0	\$0	\$0	\$0	\$0	\$0	\$0	
54	2021 39430 Tools, Tools and Other	\$17	\$232	\$430	\$1,652	\$2,875	\$4,255	\$6,026	\$8,196	\$10,916	\$12,153	\$12,819	\$17,322	\$76,894	
55	2021 39500 Laboratory Equipment, Gas	\$0	\$0	\$0	\$0	\$0	\$0	\$0	\$0	\$0	\$0	\$0	\$0	\$0	
56	2021 39600 Power Operated Equipment	\$0	\$0	\$0	\$0	\$0	\$0	\$0	\$24	\$47	\$47	\$47	\$47	\$212	
57	2021 39800 Miscellaneous Equipment	\$0	\$0	\$0	\$0	\$0	\$0	\$0	\$0	\$0	\$0	\$0	\$0	\$0	
58	Total Provision for Depreciation	\$25,700	\$87,041	\$138,153	\$234,781	\$332,337	\$410,904	\$533,932	\$638,891	\$719,036	\$796,758	\$901,991	\$1,077,903	\$5,897,426	

Columbia Gas of Ohio, Inc.
Capital Expenditures Program
Case No. 22-0621-GA-RDR
Provision for Depreciation (Gross Plant)

Data: 2021 - 9 Months Actual April - December

Schedule CEP-5 (21-0637)

Page 3 of 3

Line No.	TOTAL ACCUMULATED DEPRECIATION ⁽¹⁾	Beginning Balance	January	February	March	April	May	June	July	August	September	October	November	December	Ending Balance
1	30220 Franchises/Consent, Limited	\$0	\$0	\$0	\$0	\$0	\$0	\$0	\$0	\$0	\$0	\$0	\$0	\$0	\$0
2	30300 Intangible Plt, General	\$0	\$0	\$0	\$0	\$0	\$0	\$0	\$0	\$0	\$0	\$0	\$0	\$0	\$0
3	30330 Intangible Plt, Misc Software	\$0	\$0	\$0	\$0	\$1,394,226	\$1,457,805	\$1,490,806	\$1,550,826	\$1,603,462	\$1,629,198	\$1,632,363	\$1,668,245	\$1,760,308	\$14,187,238
4	30399 Intangible Plt, Cloud Computing	\$0	\$0	\$0	\$0	\$63,736	\$67,790	\$84,934	\$122,261	\$143,302	\$157,140	\$186,436	\$203,766	\$210,951	\$1,240,316
5	37420 Land, Other Distribution Sys	\$0	\$0	\$0	\$0	\$0	\$0	\$0	\$0	\$0	\$0	\$0	\$0	\$0	\$0
6	37440 Land Rgts, Other Distr Sys	\$0	\$0	\$0	\$0	\$0	\$0	\$0	\$0	\$0	\$0	\$0	\$0	\$0	\$0
7	37450 Rights of Way	\$0	\$0	\$0	\$0	\$0	\$0	\$0	\$0	\$0	\$0	\$0	\$0	\$0	\$0
8	37520 Str, City Gate Mea & Reg	\$0	\$0	\$0	\$0	\$1,235	\$1,235	\$1,235	\$1,235	\$1,235	\$1,235	\$1,235	\$1,235	\$1,235	\$11,113
9	37530 Str, General Mea & Reg	\$0	\$0	\$0	\$0	\$0	\$0	\$0	\$0	\$0	\$0	\$0	\$0	\$0	\$0
10	37540 Str, Regulating	\$0	\$0	\$0	\$0	\$14,176	\$14,192	\$14,211	\$14,215	\$14,296	\$14,406	\$14,449	\$14,507	\$14,737	\$129,189
11	37550 Str, Main Line Industrial M&R	\$0	\$0	\$0	\$0	\$695	\$695	\$695	\$695	\$695	\$695	\$695	\$695	\$695	\$6,257
12	37560 Str, Distribtn Industrial M&R	\$0	\$0	\$0	\$0	\$0	\$0	\$0	\$0	\$0	\$0	\$0	\$0	\$0	\$0
13	37570 Str, Other Distribution Sys	\$0	\$0	\$0	\$0	\$9,720	\$9,720	\$9,720	\$9,720	\$9,721	\$9,731	\$9,742	\$11,165	\$12,775	\$92,015
14	37571 Str, Other Dist Sys, Leased	\$0	\$0	\$0	\$0	\$0	\$0	\$0	\$0	\$0	\$0	\$0	\$0	\$0	\$0
15	37600 Mains	\$0	\$0	\$0	\$0	\$559,327	\$567,214	\$574,278	\$580,660	\$586,405	\$594,600	\$603,853	\$612,510	\$624,039	\$5,302,887
16	37625 Mains Replacement	\$0	\$0	\$0	\$0	\$2,100	\$2,102	\$2,318	\$2,632	\$2,790	\$2,882	\$3,081	\$3,237	\$21,408	\$42,551
17	37810 Mea & Reg Sta Eq, General	\$0	\$0	\$0	\$0	\$9,327	\$9,327	\$9,327	\$9,327	\$9,327	\$9,327	\$9,327	\$9,327	\$9,327	\$83,947
18	37820 Mea & Reg Sta Eq, Regulating	\$0	\$0	\$0	\$0	\$249,624	\$256,065	\$260,250	\$261,691	\$269,217	\$279,390	\$289,151	\$300,811	\$309,728	\$2,475,927
19	37821 Mea & Reg Sta Eq, Reg FMV	\$0	\$0	\$0	\$0	(\$4,565)	(\$4,565)	(\$4,565)	(\$4,565)	(\$4,565)	(\$4,565)	(\$4,565)	(\$4,565)	(\$4,565)	(\$41,082)
20	37830 Mea & Reg Sta Eq, Local Gas	\$0	\$0	\$0	\$0	(\$0)	(\$0)	(\$0)	(\$0)	(\$0)	(\$0)	(\$0)	(\$0)	(\$0)	(\$0)
21	37910 Mea & Reg Sta Eq, City Gate	\$0	\$0	\$0	\$0	\$42,899	\$42,952	\$42,991	\$43,130	\$43,433	\$43,734	\$43,981	\$44,201	\$44,335	\$391,656
22	37911 Mea & Reg Sta Eq, Exch Gas	\$0	\$0	\$0	\$0	(\$229)	(\$229)	(\$229)	(\$229)	(\$229)	(\$229)	(\$229)	(\$229)	(\$229)	(\$2,062)
23	37920 Mea & Reg Sta Eq, Main Line	\$0	\$0	\$0	\$0	\$2,213	\$2,213	\$2,213	\$2,213	\$2,213	\$2,213	\$2,213	\$2,213	\$2,213	\$19,915
24	38000 Services	\$0	\$0	\$0	\$0	\$1,177,110	\$1,190,170	\$1,203,288	\$1,216,597	\$1,231,037	\$1,247,165	\$1,267,210	\$1,288,822	\$1,310,519	\$11,131,918
25	38012 Riser Replacements	\$0	\$0	\$0	\$0	\$391	\$413	\$471	\$514	\$520	\$520	\$520	\$520	\$521	\$4,393
26	38013 Services Replaced aff Risers	\$0	\$0	\$0	\$0	\$47,572	\$47,572	\$47,572	\$47,572	\$47,572	\$47,572	\$49,263	\$54,335	\$61,209	\$450,236
27	38025 Services Replaced aff Mains	\$0	\$0	\$0	\$0	\$3,776	\$3,776	\$3,776	\$3,776	\$3,776	\$3,776	\$3,776	\$3,776	\$3,776	\$33,982
28	38100 Meters	\$0	\$0	\$0	\$0	\$64,801	\$65,268	\$66,740	\$68,316	\$68,420	\$69,170	\$70,252	\$71,272	\$72,370	\$616,610
29	38110 Auto Meter Reading Devices	\$0	\$0	\$0	\$0	\$26,614	\$26,614	\$26,614	\$26,614	\$26,614	\$27,528	\$28,442	\$28,442	\$28,442	\$245,924
30	38200 Meter Installations	\$0	\$0	\$0	\$0	\$5,846	\$5,846	\$5,846	\$5,846	\$5,846	\$5,888	\$5,127	\$4,374	\$6,064	\$50,684
31	38300 House Regulators	\$0	\$0	\$0	\$0	\$48,510	\$48,853	\$49,155	\$49,535	\$50,007	\$50,558	\$51,192	\$52,041	\$50,744	\$450,595
32	38400 House Regulator Installation	\$0	\$0	\$0	\$0	\$0	\$0	\$0	\$0	\$0	\$0	\$0	\$0	\$0	\$0
33	38500 Industrial Mea & Reg Sta Eq	\$0	\$0	\$0	\$0	\$18,694	\$18,727	\$18,738	\$18,770	\$18,800	\$18,837	\$18,913	\$19,309	\$19,903	\$170,690
34	38710 Other Equipment	\$0	\$0	\$0	\$0	\$61	\$61	\$61	\$61	\$61	\$61	\$61	\$61	\$61	\$547
35	38720 Other Equip, Odorization	\$0	\$0	\$0	\$0	\$0	\$0	\$0	\$0	\$0	\$0	\$0	\$0	\$0	\$4
36	38741 Other Equip, Telephone	\$0	\$0	\$0	\$0	\$491	\$491	\$491	\$491	\$491	\$491	\$491	\$491	\$491	\$4,422
37	38742 Other Equip, Radio	\$0	\$0	\$0	\$0	\$347	\$347	\$347	\$347	\$347	\$347	\$347	\$347	\$347	\$3,121
38	38744 Other Equip, Oth Communicatn	\$0	\$0	\$0	\$0	\$328	\$328	\$328	\$328	\$328	\$328	\$328	\$328	\$328	\$2,952
39	38745 Other Equip, Telemetering	\$0	\$0	\$0	\$0	\$54,080	\$54,449	\$54,847	\$54,976	\$55,195	\$55,490	\$56,089	\$56,884	\$57,605	\$499,613
40	38746 Other Equip, Customr Info Srv	\$0	\$0	\$0	\$0	\$0	\$0	\$0	\$0	\$0	\$0	\$0	\$0	\$0	\$0
41	38910 Land	\$0	\$0	\$0	\$0	\$0	\$0	\$0	\$0	\$0	\$0	\$0	\$0	\$0	\$0
42	39021 Str, Gen Off, Impv Leased Prp	\$0	\$0	\$0	\$0	\$9,100	\$9,100	\$9,100	\$9,100	\$9,100	\$9,100	\$9,100	\$9,100	\$9,100	\$81,898
43	39071 Str, Arena Off, Impv Leas Prp	\$0	\$0	\$0	\$0	\$78,876	\$78,876	\$78,876	\$78,876	\$78,876	\$78,876	\$78,876	\$78,876	\$78,876	\$709,881
44	39110 OF&E, Unspecified	\$0	\$0	\$0	\$0	\$68,222	\$68,222	\$68,222	\$68,222	\$68,222	\$68,452	\$68,682	\$68,859	\$69,036	\$616,140
45	39111 OF&E, Data Handling Equip	\$0	\$0	\$0	\$0	\$26,457	\$26,457	\$26,457	\$26,457	\$26,457	\$26,457	\$26,457	\$26,457	\$26,457	\$238,111
46	39112 OF&E, Information Systems	\$0	\$0	\$0	\$0	\$167,560	\$167,567	\$167,560	\$167,560	\$167,560	\$167,560	\$167,560	\$167,574	\$167,588	\$1,508,088
47	39120 OF&E, Air-Conditioning Equip	\$0	\$0	\$0	\$0	\$0	\$0	\$0	\$0	\$0	\$0	\$0	\$0	\$0	\$0
48	39220 Trans Eq, Trailers > \$1,000	\$0	\$0	\$0	\$0	\$325	\$325	\$325	\$325	\$325	\$325	\$325	\$325	\$325	\$2,927
49	39221 Trans Eq, Trailers \$1000 or <	\$0	\$0	\$0	\$0	\$0	\$0	\$0	\$0	\$0	\$0	\$0	\$0	\$0	\$0
50	39300 Stores Equipment	\$0	\$0	\$0	\$0	\$0	\$0	\$0	\$0	\$0	\$0	\$0	\$0	\$0	\$0
51	39410 Tools, Garage & Service Eq	\$0	\$0	\$0	\$0	\$87	\$87	\$252	\$416	\$416	\$416	\$416	\$416	\$416	\$2,924
52	39411 Tools, CNG Equip, Stationary	\$0	\$0	\$0	\$0	\$0	\$0	\$0	\$0	\$0	\$0	\$0	\$0	\$0	\$0
53	39420 Tools, Shop Equipment	\$0	\$0	\$0	\$0	\$31	\$31	\$31	\$31	\$31	\$31	\$31	\$31	\$31	\$277
54	39430 Tools, Tools and Other	\$0	\$0	\$0	\$0	\$72,635	\$73,858	\$75,238	\$77,009	\$79,179	\$81,899	\$83,136	\$83,801	\$88,304	\$715,059
55	39500 Laboratory Equipment, Gas	\$0	\$0	\$0	\$0	\$0	\$0	\$0	\$0	\$0	\$0	\$0	\$0	\$0	\$0
56	39600 Power Operated Equipment	\$0	\$0	\$0	\$0	\$910	\$910	\$910	\$910	\$933	\$957	\$957	\$957	\$957	\$8,399
57	39800 Miscellaneous Equipment	\$0	\$0	\$0	\$0	\$244	\$244	\$244	\$244	\$244	\$244	\$244	\$244	\$244	\$2,193
58	TOTAL Accumulated Depreciation	\$0	\$0	\$0	\$0	\$4,217,550	\$4,315,106	\$4,393,673	\$4,516,701	\$4,621,660	\$4,701,805	\$4,779,527	\$4,884,760	\$5,060,673	\$41,491,456

**Columbia Gas of Ohio, Inc.
Capital Expenditures Program
Case No. 22-0621-GA-RDR
Cost of Removal By Month**

Data: 2021 - 9 Months Actual April - December

Schedule CEP-6 (21-0637)
Page 1 of 4

[illegible]

Columbia Gas of Ohio, Inc.
Capital Expenditures Program
Case No. 22-0621-GA-RDR
Cost of Removal By Month

Data: 2021 - 9 Months Actual April - December

Schedule CEP-6 (21-0637)
Page 2 of 4

Line No.	Cost of Removal by Month	Calendar Year 2021												TOTAL
		January	February	March	April	May	June	July	August	September	October	November	December	
1	30220 Franchises/Consent, Limited	\$0	\$0	\$0	\$0	\$0	\$0	\$0	\$0	\$0	\$0	\$0	\$0	\$0
2	30300 Intangible Plt, General	\$0	\$0	\$0	\$0	\$0	\$0	\$0	\$0	\$0	\$0	\$0	\$0	\$0
3	30330 Intangible Plt, Misc Software	\$0	\$0	\$0	\$0	\$0	\$0	\$0	\$0	\$0	\$0	\$0	\$0	\$0
4	30399 Intangible Plt, Cloud Computing	\$0	\$0	\$0	\$0	\$0	\$0	\$0	\$0	\$0	\$0	\$0	\$0	\$0
5	37420 Land, Other Distribution Sys	\$0	\$0	\$0	\$0	\$0	\$0	\$0	\$0	\$0	\$0	\$0	\$0	\$0
6	37440 Land Rgts, Other Distr Sys	\$0	\$0	\$0	(\$394)	\$0	(\$38)	\$0	(\$33)	\$0	\$0	\$0	\$0	(\$465)
7	37450 Rights of Way	\$0	\$0	\$0	\$0	\$0	\$0	\$0	\$0	\$0	\$0	\$0	\$0	\$0
8	37520 Str, City Gate Mea & Reg	\$0	\$0	\$0	\$0	\$0	(\$1,221)	\$1,221	\$0	\$0	\$0	\$0	\$0	\$0
9	37530 Str, General Mea & Reg	\$0	\$0	\$0	\$0	\$0	\$0	\$0	\$0	\$0	\$0	\$0	\$0	\$0
10	37540 Str, Regulating	\$0	\$0	\$0	(\$10,529)	(\$26,612)	(\$80)	(\$23,066)	(\$15,134)	(\$6,355)	(\$15,407)	(\$4,892)	(\$10,263)	(\$112,337)
11	37550 Str, Main Line Industrial M&R	\$0	\$0	\$0	\$0	\$0	\$0	\$0	\$0	\$0	\$0	\$0	\$0	\$0
12	37560 Str, Distribtn Industrial M&R	\$0	\$0	\$0	\$0	\$0	\$0	\$0	\$0	\$0	\$0	\$0	\$0	\$0
13	37570 Str, Other Distribution Sys	\$0	\$0	\$0	\$0	\$0	(\$106,993)	(\$2,937)	\$0	\$0	\$0	\$0	\$0	(\$109,930)
14	37571 Str, Other Dist Sys, Leased	\$0	\$0	\$0	\$0	\$0	\$0	\$0	\$0	\$0	\$0	\$0	\$0	\$0
15	37600 Mains	\$0	\$0	\$0	(\$83,471)	(\$58,361)	(\$23,314)	(\$101,230)	(\$19,827)	(\$19,219)	(\$61,304)	(\$68,220)	(\$76,472)	(\$511,418)
16	37625 Mains Replacement	\$0	\$0	\$0	\$0	(\$899)	\$0	\$0	(\$1)	\$0	\$0	(\$2,612)	(\$9,502)	(\$13,013)
17	37810 Mea & Reg Sta Eq, General	\$0	\$0	\$0	\$0	\$0	\$0	\$0	\$0	\$0	\$0	\$0	\$0	\$0
18	37820 Mea & Reg Sta Eq, Regulating	\$0	\$0	\$0	(\$13,812)	(\$27,632)	(\$13,874)	(\$18,130)	(\$20,838)	(\$32,359)	(\$13,482)	(\$18,862)	(\$21,917)	(\$180,905)
19	37821 Mea & Reg Sta Eq, Reg FMV	\$0	\$0	\$0	\$0	\$0	\$0	\$0	\$0	\$0	\$0	\$0	\$0	\$0
20	37830 Mea & Reg Sta Eq, Local Gas	\$0	\$0	\$0	\$0	\$0	\$0	\$0	\$0	\$0	\$0	\$0	\$0	\$0
21	37910 Mea & Reg Sta Eq, City Gate	\$0	\$0	\$0	(\$308)	(\$2,320)	(\$2,752)	(\$555)	\$0	(\$1,364)	(\$4,282)	(\$14,013)	(\$1,210)	(\$26,805)
22	37911 Mea & Reg Sta Eq, Exch Gas	\$0	\$0	\$0	\$0	\$0	\$0	\$0	\$0	\$0	\$0	\$0	\$0	\$0
23	37920 Mea & Reg Sta Eq, Main Line	\$0	\$0	\$0	\$0	\$0	\$0	\$0	\$0	\$0	\$0	(\$6,381)	\$0	(\$6,381)
24	38000 Services	\$0	\$0	\$0	(\$156,996)	(\$168,422)	(\$190,790)	(\$195,447)	(\$194,054)	(\$182,116)	(\$281,766)	(\$216,487)	(\$289,716)	(\$1,875,793)
25	38012 Riser Replacements	\$0	\$0	\$0	\$0	\$0	\$0	\$0	\$0	\$0	\$0	\$0	\$0	\$0
26	38013 Services Replaced aff Risers	\$0	\$0	\$0	\$0	\$0	\$0	\$0	\$0	\$0	\$0	\$0	\$0	\$0
27	38025 Services Replaced aff Mains	\$0	\$0	\$0	\$0	\$0	\$0	\$0	\$0	\$0	\$0	\$0	\$0	\$0
28	38100 Meters	\$0	\$0	\$0	\$0	\$0	\$0	\$0	\$0	\$0	\$0	\$0	\$0	\$0
29	38110 Auto Meter Reading Devices	\$0	\$0	\$0	\$0	\$0	\$0	\$0	\$0	\$0	\$0	\$0	\$0	\$0
30	38200 Meter Installations	\$0	\$0	\$0	\$0	\$0	\$0	\$0	\$0	\$0	\$0	\$0	(\$5,932)	(\$5,932)
31	38300 House Regulators	\$0	\$0	\$0	\$0	\$0	(\$301)	\$0	(\$446)	\$0	(\$95)	(\$96)	\$0	(\$938)
32	38400 House Regulator Installation	\$0	\$0	\$0	\$0	\$0	\$0	\$0	\$0	\$0	\$0	\$0	\$0	\$0
33	38500 Industrial Mea & Reg Sta Eq	\$0	\$0	\$0	(\$1,338)	(\$4,800)	(\$7,700)	(\$721)	(\$1,665)	(\$458)	(\$3,710)	(\$2,797)	(\$4,339)	(\$27,529)
34	38710 Other Equipment	\$0	\$0	\$0	\$0	\$0	\$0	\$0	\$0	\$0	\$0	\$0	\$0	\$0
35	38720 Other Equip, Odorization	\$0	\$0	\$0	\$0	(\$878)	\$0	\$0	\$0	\$0	\$0	\$0	\$0	(\$878)
36	38741 Other Equip, Telephone	\$0	\$0	\$0	\$0	\$0	\$0	\$0	\$0	\$0	\$0	\$0	\$0	\$0
37	38742 Other Equip, Radio	\$0	\$0	\$0	\$0	\$0	\$0	(\$289)	\$0	(\$26)	\$0	\$0	\$0	(\$315)
38	38744 Other Equip, Oth Communicatn	\$0	\$0	\$0	(\$132)	\$0	\$0	(\$54)	\$0	(\$175)	\$0	(\$14)	(\$15)	(\$389)
39	38745 Other Equip, Telemetering	\$0	\$0	\$0	(\$716)	(\$59)	\$0	\$0	(\$138)	(\$208)	(\$291)	(\$10)	(\$127)	(\$1,549)
40	38746 Other Equip, Customr Info Srv	\$0	\$0	\$0	\$0	\$0	\$0	\$0	\$0	\$0	\$0	(\$37)	\$0	(\$37)
41	38910 Land	\$0	\$0	\$0	\$0	\$0	\$0	\$0	\$0	\$0	\$0	\$0	\$0	\$0
42	39021 Str, Gen Off, Impv Leased Prp	\$0	\$0	\$0	\$0	\$0	\$0	\$0	\$0	\$0	\$0	\$0	\$0	\$0
43	39071 Str, Arena Off, Impv Leas Prp	\$0	\$0	\$0	\$0	\$0	\$0	\$0	\$0	\$0	\$0	\$0	\$0	\$0
44	39110 OF&E, Unspecified	\$0	\$0	\$0	\$0	\$0	\$0	\$0	\$0	\$0	\$0	\$0	\$0	\$0
45	39111 OF&E, Data Handling Equip	\$0	\$0	\$0	\$0	\$0	\$0	\$0	\$0	\$0	\$0	\$0	\$0	\$0
46	39112 OF&E, Information Systems	\$0	\$0	\$0	\$0	\$0	\$0	\$0	\$0	\$0	\$0	\$0	\$0	\$0
47	39120 OF&E, Air-Conditioning Equip	\$0	\$0	\$0	\$0	\$0	\$0	\$0	\$0	\$0	\$0	\$0	\$0	\$0
48	39220 Trans Eq, Trailers > \$1,000	\$0	\$0	\$0	\$0	\$0	\$0	\$0	\$0	\$0	\$0	\$0	\$0	\$0
49	39221 Trans Eq, Trailers \$1000 or <	\$0	\$0	\$0	\$0	\$0	\$0	\$0	\$0	\$0	\$0	\$0	\$0	\$0
50	39300 Stores Equipment	\$0	\$0	\$0	\$0	\$0	\$0	\$0	\$0	\$0	\$0	\$0	\$0	\$0
51	39410 Tools, Garage & Service Eq	\$0	\$0	\$0	\$0	\$0	\$0	\$0	\$0	\$0	\$0	\$0	\$0	\$0
52	39411 Tools, CNG Equip, Stationary	\$0	\$0	\$0	\$0	\$0	\$0	\$0	\$0	\$0	\$0	\$0	\$0	\$0
53	39420 Tools, Shop Equipment	\$0	\$0	\$0	\$0	\$0	\$0	\$0	\$0	\$0	\$0	\$0	\$0	\$0
54	39430 Tools, Tools and Other	\$0	\$0	\$0	\$0	\$0	\$0	\$0	\$0	\$0	\$0	\$0	\$0	\$0
55	39500 Laboratory Equipment, Gas	\$0	\$0	\$0	\$0	\$0	\$0	\$0	\$0	\$0	\$0	\$0	\$0	\$0
56	39600 Power Operated Equipment	\$0	\$0	\$0	\$0	\$0	\$0	\$0	\$0	\$0	\$0	\$0	\$0	\$0
57	39800 Miscellaneous Equipment	\$0	\$0	\$0	\$0	\$0	\$0	\$0	\$0	\$0	\$0	\$0	\$0	\$0
58	TOTAL 2021 Cost of Removal by Month	\$0	\$0	\$0	(\$267,697)	(\$289,982)	(\$347,062)	(\$341,208)	(\$252,136)	(\$242,280)	(\$380,336)	(\$334,421)	(\$419,492)	(\$2,874,613)

Columbia Gas of Ohio, Inc.
Capital Expenditures Program
Case No. 22-0621-GA-RDR
Cost of Removal By Month

Data: 2021 - 9 Months Actual April - December

Schedule CEP-6 (21-0637)
Page 3 of 4

Line No.	Cumulative													
	2020	Calendar Year 2021												
	2020 Cumulative Cost of Removal by Month	Cost of Removal	January	February	March	April	May	June	July	August	September	October	November	December
1	30220 Franchises/Consent, Limited	\$0	\$0	\$0	\$0	\$0	\$0	\$0	\$0	\$0	\$0	\$0	\$0	\$0
2	30300 Intangible Plt, General	\$0	\$0	\$0	\$0	\$0	\$0	\$0	\$0	\$0	\$0	\$0	\$0	\$0
3	30330 Intangible Plt, Misc Software	\$0	\$0	\$0	\$0	\$0	\$0	\$0	\$0	\$0	\$0	\$0	\$0	\$0
4	30399 Intangible Plt, Cloud Computing	\$0	\$0	\$0	\$0	\$0	\$0	\$0	\$0	\$0	\$0	\$0	\$0	\$0
5	37420 Land, Other Distribution Sys	\$0	\$0	\$0	\$0	\$0	\$0	\$0	\$0	\$0	\$0	\$0	\$0	\$0
6	37440 Land Rgts, Other Distr Sys	\$0	\$0	\$0	\$0	(\$394)	(\$394)	(\$432)	(\$432)	(\$465)	(\$465)	(\$465)	(\$465)	(\$465)
7	37450 Rights of Way	\$0	\$0	\$0	\$0	\$0	\$0	\$0	\$0	\$0	\$0	\$0	\$0	\$0
8	37520 Str, City Gate Mea & Reg	\$0	\$0	\$0	\$0	\$0	\$0	(\$1,221)	\$0	\$0	\$0	\$0	\$0	\$0
9	37530 Str, General Mea & Reg	\$0	\$0	\$0	\$0	\$0	\$0	\$0	\$0	\$0	\$0	\$0	\$0	\$0
10	37540 Str, Regulating	\$0	\$0	\$0	\$0	(\$10,529)	(\$37,141)	(\$37,220)	(\$60,286)	(\$75,420)	(\$81,775)	(\$97,182)	(\$102,074)	(\$112,337)
11	37550 Str, Main Line Industrial M&R	\$0	\$0	\$0	\$0	\$0	\$0	\$0	\$0	\$0	\$0	\$0	\$0	\$0
12	37560 Str, Distribtn Industrial M&R	\$0	\$0	\$0	\$0	\$0	\$0	\$0	\$0	\$0	\$0	\$0	\$0	\$0
13	37570 Str, Other Distribution Sys	\$0	\$0	\$0	\$0	\$0	\$0	(\$106,993)	(\$109,930)	(\$109,930)	(\$109,930)	(\$109,930)	(\$109,930)	(\$109,930)
14	37571 Str, Other Dist Sys, Leased	\$0	\$0	\$0	\$0	\$0	\$0	\$0	\$0	\$0	\$0	\$0	\$0	\$0
15	37600 Mains	\$0	\$0	\$0	\$0	(\$83,471)	(\$141,833)	(\$165,147)	(\$266,377)	(\$286,203)	(\$305,422)	(\$366,726)	(\$434,946)	(\$511,418)
16	37625 Mains Replacement	\$0	\$0	\$0	\$0	\$0	(\$899)	(\$899)	(\$899)	(\$899)	(\$899)	(\$899)	(\$3,511)	(\$13,013)
17	37810 Mea & Reg Sta Eq, General	\$0	\$0	\$0	\$0	\$0	\$0	\$0	\$0	\$0	\$0	\$0	\$0	\$0
18	37820 Mea & Reg Sta Eq, Regulating	\$0	\$0	\$0	\$0	(\$13,812)	(\$41,443)	(\$55,317)	(\$73,446)	(\$94,285)	(\$126,644)	(\$140,126)	(\$158,988)	(\$180,905)
19	37821 Mea & Reg Sta Eq, Reg FMV	\$0	\$0	\$0	\$0	\$0	\$0	\$0	\$0	\$0	\$0	\$0	\$0	\$0
20	37830 Mea & Reg Sta Eq, Local Gas	\$0	\$0	\$0	\$0	\$0	\$0	\$0	\$0	\$0	\$0	\$0	\$0	\$0
21	37910 Mea & Reg Sta Eq, City Gate	\$0	\$0	\$0	\$0	(\$308)	(\$2,628)	(\$5,381)	(\$5,936)	(\$5,936)	(\$7,301)	(\$11,582)	(\$25,595)	(\$26,805)
22	37911 Mea & Reg Sta Eq, Exch Gas	\$0	\$0	\$0	\$0	\$0	\$0	\$0	\$0	\$0	\$0	\$0	\$0	\$0
23	37920 Mea & Reg Sta Eq, Main Line	\$0	\$0	\$0	\$0	\$0	\$0	\$0	\$0	\$0	\$0	\$0	(\$6,381)	(\$6,381)
24	38000 Services	\$0	\$0	\$0	\$0	(\$156,996)	(\$325,418)	(\$516,207)	(\$711,654)	(\$905,708)	(\$1,087,824)	(\$1,369,590)	(\$1,586,077)	(\$1,875,793)
25	38012 Riser Replacements	\$0	\$0	\$0	\$0	\$0	\$0	\$0	\$0	\$0	\$0	\$0	\$0	\$0
26	38013 Services Replaced aff Risers	\$0	\$0	\$0	\$0	\$0	\$0	\$0	\$0	\$0	\$0	\$0	\$0	\$0
27	38025 Services Replaced aff Mains	\$0	\$0	\$0	\$0	\$0	\$0	\$0	\$0	\$0	\$0	\$0	\$0	\$0
28	38100 Meters	\$0	\$0	\$0	\$0	\$0	\$0	\$0	\$0	\$0	\$0	\$0	\$0	\$0
29	38110 Auto Meter Reading Devices	\$0	\$0	\$0	\$0	\$0	\$0	\$0	\$0	\$0	\$0	\$0	\$0	\$0
30	38200 Meter Installations	\$0	\$0	\$0	\$0	\$0	\$0	\$0	\$0	\$0	\$0	\$0	\$0	(\$5,932)
31	38300 House Regulators	\$0	\$0	\$0	\$0	\$0	\$0	(\$301)	(\$301)	(\$747)	(\$747)	(\$842)	(\$938)	(\$938)
32	38400 House Regulator Installation	\$0	\$0	\$0	\$0	\$0	\$0	\$0	\$0	\$0	\$0	\$0	\$0	\$0
33	38500 Industrial Mea & Reg Sta Eq	\$0	\$0	\$0	\$0	(\$1,338)	(\$6,138)	(\$13,838)	(\$14,559)	(\$16,225)	(\$16,683)	(\$20,392)	(\$23,190)	(\$27,529)
34	38710 Other Equipment	\$0	\$0	\$0	\$0	\$0	\$0	\$0	\$0	\$0	\$0	\$0	\$0	\$0
35	38720 Other Equip, Odorization	\$0	\$0	\$0	\$0	\$0	(\$878)	(\$878)	(\$878)	(\$878)	(\$878)	(\$878)	(\$878)	(\$878)
36	38741 Other Equip, Telephone	\$0	\$0	\$0	\$0	\$0	\$0	\$0	\$0	\$0	\$0	\$0	\$0	\$0
37	38742 Other Equip, Radio	\$0	\$0	\$0	\$0	\$0	\$0	\$0	(\$289)	(\$289)	(\$315)	(\$315)	(\$315)	(\$315)
38	38744 Other Equip, Oth Communicatn	\$0	\$0	\$0	\$0	(\$132)	(\$132)	(\$132)	(\$186)	(\$186)	(\$360)	(\$360)	(\$374)	(\$389)
39	38745 Other Equip, Telemetering	\$0	\$0	\$0	\$0	(\$716)	(\$775)	(\$775)	(\$775)	(\$913)	(\$1,121)	(\$1,412)	(\$1,421)	(\$1,549)
40	38746 Other Equip, Customr Info Srv	\$0	\$0	\$0	\$0	\$0	\$0	\$0	\$0	\$0	\$0	\$0	(\$37)	(\$37)
41	38910 Land	\$0	\$0	\$0	\$0	\$0	\$0	\$0	\$0	\$0	\$0	\$0	\$0	\$0
42	39021 Str, Gen Off, Impv Leased Prp	\$0	\$0	\$0	\$0	\$0	\$0	\$0	\$0	\$0	\$0	\$0	\$0	\$0
43	39071 Str, Arena Off, Impv Leas Prp	\$0	\$0	\$0	\$0	\$0	\$0	\$0	\$0	\$0	\$0	\$0	\$0	\$0
44	39110 OF&E, Unspecified	\$0	\$0	\$0	\$0	\$0	\$0	\$0	\$0	\$0	\$0	\$0	\$0	\$0
45	39111 OF&E, Data Handling Equip	\$0	\$0	\$0	\$0	\$0	\$0	\$0	\$0	\$0	\$0	\$0	\$0	\$0
46	39112 OF&E, Information Systems	\$0	\$0	\$0	\$0	\$0	\$0	\$0	\$0	\$0	\$0	\$0	\$0	\$0
47	39120 OF&E, Air-Conditioning Equip	\$0	\$0	\$0	\$0	\$0	\$0	\$0	\$0	\$0	\$0	\$0	\$0	\$0
48	39220 Trans Eq, Trailers > \$1,000	\$0	\$0	\$0	\$0	\$0	\$0	\$0	\$0	\$0	\$0	\$0	\$0	\$0
49	39221 Trans Eq, Trailers \$1000 or <	\$0	\$0	\$0	\$0	\$0	\$0	\$0	\$0	\$0	\$0	\$0	\$0	\$0
50	39300 Stores Equipment	\$0	\$0	\$0	\$0	\$0	\$0	\$0	\$0	\$0	\$0	\$0	\$0	\$0
51	39410 Tools, Garage & Service Eq	\$0	\$0	\$0	\$0	\$0	\$0	\$0	\$0	\$0	\$0	\$0	\$0	\$0
52	39411 Tools, CNG Equip, Stationary	\$0	\$0	\$0	\$0	\$0	\$0	\$0	\$0	\$0	\$0	\$0	\$0	\$0
53	39420 Tools, Shop Equipment	\$0	\$0	\$0	\$0	\$0	\$0	\$0	\$0	\$0	\$0	\$0	\$0	\$0
54	39430 Tools, Tools and Other	\$0	\$0	\$0	\$0	\$0	\$0	\$0	\$0	\$0	\$0	\$0	\$0	\$0
55	39500 Laboratory Equipment, Gas	\$0	\$0	\$0	\$0	\$0	\$0	\$0	\$0	\$0	\$0	\$0	\$0	\$0
56	39600 Power Operated Equipment	\$0	\$0	\$0	\$0	\$0	\$0	\$0	\$0	\$0	\$0	\$0	\$0	\$0
57	39800 Miscellaneous Equipment	\$0	\$0	\$0	\$0	\$0	\$0	\$0	\$0	\$0	\$0	\$0	\$0	\$0
58	TOTAL 2021 Cumulative Cost of Removal	\$0	\$0	\$0	\$0	(\$267,697)	(\$557,678)	(\$904,741)	(\$1,245,949)	(\$1,498,084)	(\$1,740,364)	(\$2,120,700)	(\$2,455,121)	(\$2,874,613)

Columbia Gas of Ohio, Inc.
Capital Expenditures Program
Case No. 22-0621-GA-RDR
Cost of Removal By Month

Data: 2021 - 9 Months Actual April - December

Schedule CEP-6 (21-0637)
Page 4 of 4

Line No.	Total Cumulative Cost of Removal by Month	2021											
		January	February	March	April	May	June	July	August	September	October	November	December
1	30220 Franchises/Consent, Limited	\$0	\$0	\$0	\$0	\$0	\$0	\$0	\$0	\$0	\$0	\$0	\$0
2	30300 Intangible Plt, General	\$0	\$0	\$0	\$0	\$0	\$0	\$0	\$0	\$0	\$0	\$0	\$0
3	30330 Intangible Plt, Misc Software	\$0	\$0	\$0	\$0	\$0	\$0	\$0	\$0	\$0	\$0	\$0	\$0
4	30399 Intangible Plt, Cloud Computing	\$0	\$0	\$0	\$0	\$0	\$0	\$0	\$0	\$0	\$0	\$0	\$0
5	37420 Land, Other Distribution Sys	\$0	\$0	\$0	\$0	\$0	\$0	\$0	\$0	\$0	\$0	\$0	\$0
6	37440 Land Rgts, Other Distr Sys	\$0	\$0	\$0	(\$394)	(\$394)	(\$432)	(\$432)	(\$465)	(\$465)	(\$465)	(\$465)	(\$465)
7	37450 Rights of Way	\$0	\$0	\$0	\$0	\$0	\$0	\$0	\$0	\$0	\$0	\$0	\$0
8	37520 Str, City Gate Mea & Reg	\$0	\$0	\$0	\$0	\$0	(\$1,221)	\$0	\$0	\$0	\$0	\$0	\$0
9	37530 Str, General Mea & Reg	\$0	\$0	\$0	\$0	\$0	\$0	\$0	\$0	\$0	\$0	\$0	\$0
10	37540 Str, Regulating	\$0	\$0	\$0	(\$10,529)	(\$37,141)	(\$37,220)	(\$60,286)	(\$75,420)	(\$81,775)	(\$97,182)	(\$102,074)	(\$112,337)
11	37550 Str, Main Line Industrial M&R	\$0	\$0	\$0	\$0	\$0	\$0	\$0	\$0	\$0	\$0	\$0	\$0
12	37560 Str, Distribtn Industrial M&R	\$0	\$0	\$0	\$0	\$0	\$0	\$0	\$0	\$0	\$0	\$0	\$0
13	37570 Str, Other Distribution Sys	\$0	\$0	\$0	\$0	\$0	(\$106,993)	(\$109,930)	(\$109,930)	(\$109,930)	(\$109,930)	(\$109,930)	(\$109,930)
14	37571 Str, Other Dist Sys, Leased	\$0	\$0	\$0	\$0	\$0	\$0	\$0	\$0	\$0	\$0	\$0	\$0
15	37600 Mains	\$0	\$0	\$0	(\$83,471)	(\$141,833)	(\$165,147)	(\$266,377)	(\$286,203)	(\$305,422)	(\$366,726)	(\$434,946)	(\$511,418)
16	37625 Mains Replacement	\$0	\$0	\$0	\$0	(\$899)	(\$899)	(\$899)	(\$899)	(\$899)	(\$899)	(\$899)	(\$899)
17	37810 Mea & Reg Sta Eq, General	\$0	\$0	\$0	\$0	\$0	\$0	\$0	\$0	\$0	\$0	\$0	\$0
18	37820 Mea & Reg Sta Eq, Regulating	\$0	\$0	\$0	(\$13,812)	(\$41,443)	(\$55,317)	(\$73,446)	(\$94,285)	(\$126,644)	(\$140,126)	(\$158,988)	(\$180,905)
19	37821 Mea & Reg Sta Eq, Reg FMV	\$0	\$0	\$0	\$0	\$0	\$0	\$0	\$0	\$0	\$0	\$0	\$0
20	37830 Mea & Reg Sta Eq, Local Gas	\$0	\$0	\$0	\$0	\$0	\$0	\$0	\$0	\$0	\$0	\$0	\$0
21	37910 Mea & Reg Sta Eq, City Gate	\$0	\$0	\$0	(\$308)	(\$2,628)	(\$5,381)	(\$5,936)	(\$5,936)	(\$7,301)	(\$11,582)	(\$25,595)	(\$28,805)
22	37911 Mea & Reg Sta Eq, Exch Gas	\$0	\$0	\$0	\$0	\$0	\$0	\$0	\$0	\$0	\$0	\$0	\$0
23	37920 Mea & Reg Sta Eq, Main Line	\$0	\$0	\$0	\$0	\$0	\$0	\$0	\$0	\$0	\$0	(\$6,381)	(\$6,381)
24	38000 Services	\$0	\$0	\$0	(\$156,996)	(\$325,418)	(\$516,207)	(\$711,654)	(\$905,708)	(\$1,087,824)	(\$1,369,590)	(\$1,586,077)	(\$1,875,793)
25	38012 Riser Replacements	\$0	\$0	\$0	\$0	\$0	\$0	\$0	\$0	\$0	\$0	\$0	\$0
26	38013 Services Replaced aff Risers	\$0	\$0	\$0	\$0	\$0	\$0	\$0	\$0	\$0	\$0	\$0	\$0
27	38025 Services Replaced aff Mains	\$0	\$0	\$0	\$0	\$0	\$0	\$0	\$0	\$0	\$0	\$0	\$0
28	38100 Meters	\$0	\$0	\$0	\$0	\$0	\$0	\$0	\$0	\$0	\$0	\$0	\$0
29	38110 Auto Meter Reading Devices	\$0	\$0	\$0	\$0	\$0	\$0	\$0	\$0	\$0	\$0	\$0	\$0
30	38200 Meter Installations	\$0	\$0	\$0	\$0	\$0	\$0	\$0	\$0	\$0	\$0	\$0	(\$5,932)
31	38300 House Regulators	\$0	\$0	\$0	\$0	\$0	(\$301)	(\$301)	(\$747)	(\$747)	(\$842)	(\$938)	(\$938)
32	38400 House Regulator Installation	\$0	\$0	\$0	\$0	\$0	\$0	\$0	\$0	\$0	\$0	\$0	\$0
33	38500 Industrial Mea & Reg Sta Eq	\$0	\$0	\$0	(\$1,338)	(\$6,138)	(\$13,838)	(\$14,559)	(\$16,225)	(\$16,683)	(\$20,392)	(\$23,190)	(\$27,529)
34	38710 Other Equipment	\$0	\$0	\$0	\$0	\$0	\$0	\$0	\$0	\$0	\$0	\$0	\$0
35	38720 Other Equip, Odorization	\$0	\$0	\$0	\$0	(\$878)	(\$878)	(\$878)	(\$878)	(\$878)	(\$878)	(\$878)	(\$878)
36	38741 Other Equip, Telephone	\$0	\$0	\$0	\$0	\$0	\$0	\$0	\$0	\$0	\$0	\$0	\$0
37	38742 Other Equip, Radio	\$0	\$0	\$0	\$0	\$0	\$0	(\$289)	(\$289)	(\$315)	(\$315)	(\$315)	(\$315)
38	38744 Other Equip, Oth Communicatn	\$0	\$0	\$0	(\$132)	(\$132)	(\$132)	(\$186)	(\$186)	(\$360)	(\$360)	(\$374)	(\$389)
39	38745 Other Equip, Telemetering	\$0	\$0	\$0	(\$716)	(\$775)	(\$775)	(\$775)	(\$913)	(\$1,121)	(\$1,412)	(\$1,421)	(\$1,549)
40	38746 Other Equip, Customr Info Srv	\$0	\$0	\$0	\$0	\$0	\$0	\$0	\$0	\$0	\$0	(\$37)	(\$37)
41	38910 Land	\$0	\$0	\$0	\$0	\$0	\$0	\$0	\$0	\$0	\$0	\$0	\$0
42	39021 Str, Gen Off, Impv Leased Prp	\$0	\$0	\$0	\$0	\$0	\$0	\$0	\$0	\$0	\$0	\$0	\$0
43	39071 Str, Arena Off, Impv Leas Prp	\$0	\$0	\$0	\$0	\$0	\$0	\$0	\$0	\$0	\$0	\$0	\$0
44	39110 OF&E, Unspecified	\$0	\$0	\$0	\$0	\$0	\$0	\$0	\$0	\$0	\$0	\$0	\$0
45	39111 OF&E, Data Handling Equip	\$0	\$0	\$0	\$0	\$0	\$0	\$0	\$0	\$0	\$0	\$0	\$0
46	39112 OF&E, Information Systems	\$0	\$0	\$0	\$0	\$0	\$0	\$0	\$0	\$0	\$0	\$0	\$0
47	39120 OF&E, Air-Conditioning Equip	\$0	\$0	\$0	\$0	\$0	\$0	\$0	\$0	\$0	\$0	\$0	\$0
48	39220 Trans Eq, Trailers > \$1,000	\$0	\$0	\$0	\$0	\$0	\$0	\$0	\$0	\$0	\$0	\$0	\$0
49	39221 Trans Eq, Trailers \$1000 or <	\$0	\$0	\$0	\$0	\$0	\$0	\$0	\$0	\$0	\$0	\$0	\$0
50	39300 Stores Equipment	\$0	\$0	\$0	\$0	\$0	\$0	\$0	\$0	\$0	\$0	\$0	\$0
51	39410 Tools, Garage & Service Eq	\$0	\$0	\$0	\$0	\$0	\$0	\$0	\$0	\$0	\$0	\$0	\$0
52	39411 Tools, CNG Equip, Stationary	\$0	\$0	\$0	\$0	\$0	\$0	\$0	\$0	\$0	\$0	\$0	\$0
53	39420 Tools, Shop Equipment	\$0	\$0	\$0	\$0	\$0	\$0	\$0	\$0	\$0	\$0	\$0	\$0
54	39430 Tools, Tools and Other	\$0	\$0	\$0	\$0	\$0	\$0	\$0	\$0	\$0	\$0	\$0	\$0
55	39500 Laboratory Equipment, Gas	\$0	\$0	\$0	\$0	\$0	\$0	\$0	\$0	\$0	\$0	\$0	\$0
56	39600 Power Operated Equipment	\$0	\$0	\$0	\$0	\$0	\$0	\$0	\$0	\$0	\$0	\$0	\$0
57	39800 Miscellaneous Equipment	\$0	\$0	\$0	\$0	\$0	\$0	\$0	\$0	\$0	\$0	\$0	\$0
58	TOTAL Cumulative Cost of Removal	\$0	\$0	\$0	(\$267,697)	(\$557,678)	(\$904,741)	(\$1,245,949)	(\$1,498,084)	(\$1,740,364)	(\$2,120,700)	(\$2,455,121)	(\$2,874,613)

Columbia Gas of Ohio, Inc.
Capital Expenditures Program
Case No. 22-0621-GA-RDR
Provision for Depreciation (Net Plant)

Data: 2021 - 9 Months Actual April - December

Page 1 of 3

Line No.	2021 DEPRECIATION (NET PLANT) ON																Total
	PRIOR YEARS' INVESTMENT	January	February	March	April	May	June	July	August	September	October	November	December				
1	2020 30220 Franchises/Consent, Limited	\$0	\$0	\$0	\$0	\$0	\$0	\$0	\$0	\$0	\$0	\$0	\$0	\$0			
2	2020 30300 Intangible Plt, General	\$0	\$0	\$0	\$0	\$0	\$0	\$0	\$0	\$0	\$0	\$0	\$0	\$0			
3	2020 30330 Intangible Plt, Misc Software	\$0	\$0	\$0	\$0	\$0	\$0	\$0	\$0	\$0	\$0	\$0	\$0	\$0			
4	2020 30399 Intangible Plt, Cloud Computing	\$0	\$0	\$0	\$0	\$0	\$0	\$0	\$0	\$0	\$0	\$0	\$0	\$0			
5	2020 37420 Land, Other Distribution Sys	\$0	\$0	\$0	\$0	\$0	\$0	\$0	\$0	\$0	\$0	\$0	\$0	\$0			
6	2020 37440 Land Rgts, Other Distr Sys	\$0	\$0	\$0	\$0	\$0	\$0	\$0	\$0	\$0	\$0	\$0	\$0	\$0			
7	2020 37450 Rights of Way	\$0	\$0	\$0	\$0	\$0	\$0	\$0	\$0	\$0	\$0	\$0	\$0	\$0			
8	2020 37520 Str, City Gate Mea & Reg	\$0	\$0	\$0	\$0	\$0	\$0	\$0	\$0	\$0	\$0	\$0	\$0	\$0			
9	2020 37530 Str, General Mea & Reg	\$0	\$0	\$0	\$0	\$0	\$0	\$0	\$0	\$0	\$0	\$0	\$0	\$0			
10	2020 37540 Str, Regulating	\$0	\$0	\$0	\$0	\$0	\$0	\$0	\$0	\$0	\$0	\$0	\$0	\$0			
11	2020 37550 Str, Main Line Industrial M&R	\$0	\$0	\$0	\$0	\$0	\$0	\$0	\$0	\$0	\$0	\$0	\$0	\$0			
12	2020 37560 Str, Distribtn Industrial M&R	\$0	\$0	\$0	\$0	\$0	\$0	\$0	\$0	\$0	\$0	\$0	\$0	\$0			
13	2020 37570 Str, Other Distribution Sys	\$0	\$0	\$0	\$0	\$0	\$0	\$0	\$0	\$0	\$0	\$0	\$0	\$0			
14	2020 37571 Str, Other Dist Sys, Leased	\$0	\$0	\$0	\$0	\$0	\$0	\$0	\$0	\$0	\$0	\$0	\$0	\$0			
15	2020 37600 Mains	\$0	\$0	\$0	\$0	\$0	\$0	\$0	\$0	\$0	\$0	\$0	\$0	\$0			
16	2020 37625 Mains Replacement	\$0	\$0	\$0	\$0	\$0	\$0	\$0	\$0	\$0	\$0	\$0	\$0	\$0			
17	2020 37810 Mea & Reg Sta Eq, General	\$0	\$0	\$0	\$0	\$0	\$0	\$0	\$0	\$0	\$0	\$0	\$0	\$0			
18	2020 37820 Mea & Reg Sta Eq, Regulating	\$0	\$0	\$0	\$0	\$0	\$0	\$0	\$0	\$0	\$0	\$0	\$0	\$0			
19	2020 37821 Mea & Reg Sta Eq, Reg FMV	\$0	\$0	\$0	\$0	\$0	\$0	\$0	\$0	\$0	\$0	\$0	\$0	\$0			
20	2020 37830 Mea & Reg Sta Eq, Local Gas	\$0	\$0	\$0	\$0	\$0	\$0	\$0	\$0	\$0	\$0	\$0	\$0	\$0			
21	2020 37910 Mea & Reg Sta Eq, City Gate	\$0	\$0	\$0	\$0	\$0	\$0	\$0	\$0	\$0	\$0	\$0	\$0	\$0			
22	2020 37911 Mea & Reg Sta Eq, Exch Gas	\$0	\$0	\$0	\$0	\$0	\$0	\$0	\$0	\$0	\$0	\$0	\$0	\$0			
23	2020 37920 Mea & Reg Sta Eq, Main Line	\$0	\$0	\$0	\$0	\$0	\$0	\$0	\$0	\$0	\$0	\$0	\$0	\$0			
24	2020 38000 Services	\$0	\$0	\$0	\$0	\$0	\$0	\$0	\$0	\$0	\$0	\$0	\$0	\$0			
25	2020 38012 Riser Replacements	\$0	\$0	\$0	\$0	\$0	\$0	\$0	\$0	\$0	\$0	\$0	\$0	\$0			
26	2020 38013 Services Replaced aff Risers	\$0	\$0	\$0	\$0	\$0	\$0	\$0	\$0	\$0	\$0	\$0	\$0	\$0			
27	2020 38025 Services Replaced aff Mains	\$0	\$0	\$0	\$0	\$0	\$0	\$0	\$0	\$0	\$0	\$0	\$0	\$0			
28	2020 38100 Meters	\$0	\$0	\$0	\$0	\$0	\$0	\$0	\$0	\$0	\$0	\$0	\$0	\$0			
29	2020 38110 Auto Meter Reading Devices	\$0	\$0	\$0	\$0	\$0	\$0	\$0	\$0	\$0	\$0	\$0	\$0	\$0			
30	2020 38200 Meter Installations	\$0	\$0	\$0	\$0	\$0	\$0	\$0	\$0	\$0	\$0	\$0	\$0	\$0			
31	2020 38300 House Regulators	\$0	\$0	\$0	\$0	\$0	\$0	\$0	\$0	\$0	\$0	\$0	\$0	\$0			
32	2020 38400 House Regulator Installation	\$0	\$0	\$0	\$0	\$0	\$0	\$0	\$0	\$0	\$0	\$0	\$0	\$0			
33	2020 38500 Industrial Mea & Reg Sta Eq	\$0	\$0	\$0	\$0	\$0	\$0	\$0	\$0	\$0	\$0	\$0	\$0	\$0			
34	2020 38710 Other Equipment	\$0	\$0	\$0	\$0	\$0	\$0	\$0	\$0	\$0	\$0	\$0	\$0	\$0			
35	2020 38720 Other Equip, Odorization	\$0	\$0	\$0	\$0	\$0	\$0	\$0	\$0	\$0	\$0	\$0	\$0	\$0			
36	2020 38741 Other Equip, Telephone	\$0	\$0	\$0	\$0	\$0	\$0	\$0	\$0	\$0	\$0	\$0	\$0	\$0			
37	2020 38742 Other Equip, Radio	\$0	\$0	\$0	\$0	\$0	\$0	\$0	\$0	\$0	\$0	\$0	\$0	\$0			
38	2020 38744 Other Equip, Oth Communicatn	\$0	\$0	\$0	\$0	\$0	\$0	\$0	\$0	\$0	\$0	\$0	\$0	\$0			
39	2020 38745 Other Equip, Telemetering	\$0	\$0	\$0	\$0	\$0	\$0	\$0	\$0	\$0	\$0	\$0	\$0	\$0			
40	2020 38746 Other Equip, Customr Info Srv	\$0	\$0	\$0	\$0	\$0	\$0	\$0	\$0	\$0	\$0	\$0	\$0	\$0			
41	2020 38910 Land	\$0	\$0	\$0	\$0	\$0	\$0	\$0	\$0	\$0	\$0	\$0	\$0	\$0			
42	2020 39021 Str, Gen Off, Impv Leased Prp	\$0	\$0	\$0	\$0	\$0	\$0	\$0	\$0	\$0	\$0	\$0	\$0	\$0			
43	2020 39071 Str, Arena Off, Impv Leas Prp	\$0	\$0	\$0	\$0	\$0	\$0	\$0	\$0	\$0	\$0	\$0	\$0	\$0			
44	2020 39110 OF&E, Unspecified	\$0	\$0	\$0	\$0	\$0	\$0	\$0	\$0	\$0	\$0	\$0	\$0	\$0			
45	2020 39111 OF&E, Data Handling Equip	\$0	\$0	\$0	\$0	\$0	\$0	\$0	\$0	\$0	\$0	\$0	\$0	\$0			
46	2020 39112 OF&E, Information Systems	\$0	\$0	\$0	\$0	\$0	\$0	\$0	\$0	\$0	\$0	\$0	\$0	\$0			
47	2020 39120 OF&E, Air-Conditioning Equip	\$0	\$0	\$0	\$0	\$0	\$0	\$0	\$0	\$0	\$0	\$0	\$0	\$0			
48	2020 39220 Trans Eq, Trailers > \$1,000	\$0	\$0	\$0	\$0	\$0	\$0	\$0	\$0	\$0	\$0	\$0	\$0	\$0			
49	2020 39221 Trans Eq, Trailers \$1000 or <	\$0	\$0	\$0	\$0	\$0	\$0	\$0	\$0	\$0	\$0	\$0	\$0	\$0			
50	2020 39300 Stores Equipment	\$0	\$0	\$0	\$0	\$0	\$0	\$0	\$0	\$0	\$0	\$0	\$0	\$0			
51	2020 39410 Tools, Garage & Service Eq	\$0	\$0	\$0	\$0	\$0	\$0	\$0	\$0	\$0	\$0	\$0	\$0	\$0			
52	2020 39411 Tools, CNG Equip, Stationary	\$0	\$0	\$0	\$0	\$0	\$0	\$0	\$0	\$0	\$0	\$0	\$0	\$0			
53	2020 39420 Tools, Shop Equipment	\$0	\$0	\$0	\$0	\$0	\$0	\$0	\$0	\$0	\$0	\$0	\$0	\$0			
54	2020 39430 Tools, Tools and Other	\$0	\$0	\$0	\$0	\$0	\$0	\$0	\$0	\$0	\$0	\$0	\$0	\$0			
55	2020 39500 Laboratory Equipment, Gas	\$0	\$0	\$0	\$0	\$0	\$0	\$0	\$0	\$0	\$0	\$0	\$0	\$0			
56	2020 39600 Power Operated Equipment	\$0	\$0	\$0	\$0	\$0	\$0	\$0	\$0	\$0	\$0	\$0	\$0	\$0			
57	2020 39800 Miscellaneous Equipment	\$0	\$0	\$0	\$0	\$0	\$0	\$0	\$0	\$0	\$0	\$0	\$0	\$0			
58	TOTAL Accumulated Depreciation (Net Plant)	\$0	\$0	\$0	\$0	\$0	\$0	\$0	\$0	\$0	\$0	\$0	\$0	\$0			

Columbia Gas of Ohio, Inc.
Capital Expenditures Program
Case No. 22-0621-GA-RDR
Provision for Depreciation (Net Plant)

Data: 2021 - 9 Months Actual April - December

2021 DEPRECIATION EXPENSE ON																
No.	CURRENT YEARS' INVESTMENT		January	February	March	April	May	June	July	August	September	October	November	December	Total	
1	2021	30220 Franchises/Consent, Limited	\$0	\$0	\$0	\$0	\$0	\$0	\$0	\$0	\$0	\$0	\$0	\$0	\$0	
2	2021	30300 Intangible Plt, General	\$0	\$0	\$0	\$0	\$0	\$0	\$0	\$0	\$0	\$0	\$0	\$0	\$0	
3	2021	30330 Intangible Plt, Misc Software	\$0	\$0	\$0	\$57,219	\$92,080	\$98,784	\$156,088	\$203,691	\$224,661	\$218,086	\$242,066	\$326,624	\$1,619,300	
4	2021	30399 Intangible Plt, Cloud Computing	\$0	\$0	\$0	\$4,025	\$8,078	\$25,223	\$62,550	\$83,591	\$97,428	\$126,725	\$144,055	\$151,239	\$702,914	
5	2021	37420 Land, Other Distribution Sys	\$0	\$0	\$0	\$0	\$0	\$0	\$0	\$0	\$0	\$0	\$0	\$0	\$0	
6	2021	37440 Land Rgts, Other Distr Sys	\$0	\$0	\$0	\$0	\$0	\$0	\$0	\$0	\$0	\$0	\$0	\$0	\$0	
7	2021	37450 Rights of Way	\$0	\$0	\$0	\$0	\$0	\$0	\$0	\$0	\$0	\$0	\$0	\$0	\$0	
8	2021	37520 Str, City Gate Mea & Reg	\$0	\$0	\$0	\$0	\$0	\$0	\$0	\$0	(\$2)	(\$7)	(\$11)	(\$11)	(\$30)	
9	2021	37530 Str, General Mea & Reg	\$0	\$0	\$0	\$0	\$0	\$0	\$0	\$0	\$0	\$0	\$0	\$0	\$0	
10	2021	37540 Str, Regulating	\$0	\$0	\$0	\$0	(\$0)	\$15	\$32	\$35	\$113	\$220	\$262	\$280	\$386	
11	2021	37550 Str, Main Line Industrial M&R	\$0	\$0	\$0	\$0	\$0	\$0	\$0	\$0	\$0	\$0	\$0	\$0	\$0	
12	2021	37560 Str, Distribtn Industrial M&R	\$0	\$0	\$0	\$0	\$0	\$0	\$0	\$0	\$0	\$0	\$0	\$0	\$0	
13	2021	37570 Str, Other Distribution Sys	\$0	\$0	\$0	\$0	\$0	\$0	\$0	\$1	\$11	\$22	\$1,445	\$3,055	\$4,534	
14	2021	37571 Str, Other Dist Sys, Leased	\$0	\$0	\$0	\$0	\$0	\$0	\$0	\$0	\$0	\$0	\$0	\$0	\$0	
15	2021	37600 Mains	\$0	\$0	\$0	\$4,324	\$11,892	\$18,842	\$24,801	\$30,027	\$37,327	\$45,680	\$54,022	\$64,506	\$291,420	
16	2021	37625 Mains Replacement	\$0	\$0	\$0	\$0	(\$0)	\$0	\$520	\$650	\$690	\$833	\$968	\$19,021	\$22,899	
17	2021	37810 Mea & Reg Sta Eq, General	\$0	\$0	\$0	\$0	\$0	\$0	\$0	\$0	\$0	\$0	\$0	\$0	\$0	
18	2021	37820 Mea & Reg Sta Eq, Regulating	\$0	\$0	\$0	\$1,839	\$7,983	\$11,922	\$13,244	\$20,628	\$30,360	\$39,351	\$50,446	\$58,611	\$234,386	
19	2021	37821 Mea & Reg Sta Eq, Reg FMV	\$0	\$0	\$0	\$0	\$0	\$0	\$0	\$0	\$0	\$0	\$0	\$0	\$0	
20	2021	37830 Mea & Reg Sta Eq, Local Gas	\$0	\$0	\$0	\$0	(\$1)	(\$2)	(\$2)	(\$3)	(\$21)	(\$38)	(\$39)	(\$42)	(\$147)	
21	2021	37910 Mea & Reg Sta Eq, City Gate	\$0	\$0	\$0	(\$86)	(\$139)	(\$119)	(\$40)	\$188	\$456	\$689	\$887	\$759	\$2,595	
22	2021	37911 Mea & Reg Sta Eq, Exch Gas	\$0	\$0	\$0	\$0	\$0	\$0	\$0	\$0	\$0	\$0	\$0	\$0	\$0	
23	2021	37920 Mea & Reg Sta Eq, Main Line	\$0	\$0	\$0	(\$1)	(\$2)	(\$2)	(\$3)	(\$5)	(\$7)	(\$8)	(\$9)	(\$247)	(\$284)	
24	2021	38000 Services	\$0	\$0	\$0	\$6,258	\$18,563	\$30,933	\$43,413	\$56,961	\$72,444	\$93,310	\$114,721	\$134,918	\$571,521	
25	2021	38012 Riser Replacements	\$0	\$0	\$0	\$0	\$22	\$80	\$123	\$129	\$129	\$193	\$258	\$258	\$1,191	
26	2021	38013 Services Replaced aff Risers	\$0	\$0	\$0	\$0	\$0	\$0	\$0	\$0	\$0	\$1,819	\$7,020	\$13,894	\$22,733	
27	2021	38025 Services Replaced aff Mains	\$0	\$0	\$0	\$0	\$0	\$0	\$0	\$0	\$0	\$211	\$421	\$383	\$1,015	
28	2021	38100 Meters	\$0	\$0	\$0	\$337	\$584	\$1,877	\$3,309	\$3,306	\$3,932	\$4,897	\$5,837	\$6,809	\$30,888	
29	2021	38110 Auto Meter Reading Devices	\$0	\$0	\$0	\$0	\$0	\$0	\$0	\$0	\$914	\$1,829	\$1,829	\$1,829	\$6,400	
30	2021	38200 Meter Installations	\$0	\$0	\$0	(\$451)	(\$903)	(\$963)	(\$1,029)	(\$1,043)	(\$1,011)	(\$1,777)	(\$2,540)	(\$859)	(\$10,577)	
31	2021	38300 House Regulators	\$0	\$0	\$0	\$189	\$529	\$827	\$1,202	\$1,672	\$2,223	\$2,854	\$3,684	\$2,369	\$15,549	
32	2021	38400 House Regulator Installation	\$0	\$0	\$0	\$0	\$0	\$0	\$0	\$0	\$0	\$0	\$0	\$0	\$0	
33	2021	38500 Industrial Mea & Reg Sta Eq	\$0	\$0	\$0	(\$17)	(\$33)	(\$45)	(\$47)	(\$51)	(\$64)	(\$52)	\$169	\$527	\$387	
34	2021	38710 Other Equipment	\$0	\$0	\$0	\$0	\$0	\$0	\$0	\$0	\$0	\$0	\$0	\$0	\$0	
35	2021	38720 Other Equip, Odorization	\$0	\$0	\$0	\$0	\$0	\$0	\$0	\$0	\$0	\$0	\$0	\$0	\$0	
36	2021	38741 Other Equip, Telephone	\$0	\$0	\$0	\$0	\$0	\$0	\$0	\$0	\$0	\$0	\$0	\$0	\$0	
37	2021	38742 Other Equip, Radio	\$0	\$0	\$0	\$0	(\$17)	(\$33)	(\$33)	(\$33)	(\$34)	(\$35)	(\$35)	(\$36)	(\$258)	
38	2021	38744 Other Equip, Oth Communicatn	\$0	\$0	\$0	\$0	(\$2)	(\$6)	(\$18)	(\$29)	(\$31)	(\$32)	(\$46)	(\$97)	(\$261)	
39	2021	38745 Other Equip, Telemetering	\$0	\$0	\$0	\$62	\$359	\$694	\$778	\$925	\$1,138	\$1,664	\$2,408	\$2,957	\$10,986	
40	2021	38746 Other Equip, Customr Info Srv	\$0	\$0	\$0	\$0	\$0	\$0	(\$27)	(\$54)	(\$54)	(\$54)	(\$54)	(\$54)	(\$297)	
41	2021	38910 Land	\$0	\$0	\$0	\$0	\$0	\$0	\$0	\$0	\$0	\$0	\$0	\$0	\$0	
42	2021	39021 Str, Gen Off, Impv Leased Prp	\$0	\$0	\$0	\$0	\$0	\$0	\$0	\$0	\$0	\$0	\$0	\$0	\$0	
43	2021	39071 Str, Arena Off, Impv Leas Prp	\$0	\$0	\$0	\$0	\$0	\$0	\$0	\$0	\$0	\$0	\$0	\$0	\$0	
44	2021	39110 OF&E, Unspecified	\$0	\$0	\$0	(\$71)	(\$141)	(\$141)	(\$141)	(\$141)	\$89	\$319	\$496	\$673	\$941	
45	2021	39111 OF&E, Data Handling Equip	\$0	\$0	\$0	\$0	\$0	\$0	\$0	\$0	\$0	\$0	\$0	\$0	\$0	
46	2021	39112 OF&E, Information Systems	\$0	\$0	\$0	\$15	\$22	\$14	\$14	\$14	\$14	(\$4,381)	(\$11,023)	(\$13,270)	(\$28,581)	
47	2021	39120 OF&E, Air-Conditioning Equip	\$0	\$0	\$0	\$0	\$0	\$0	\$0	\$0	\$0	\$0	\$0	\$0	\$0	
48	2021	39220 Trans Eq, Trailers > \$1,000	\$0	\$0	\$0	\$0	\$0	\$0	\$0	\$0	\$0	\$0	\$0	\$0	\$0	
49	2021	39221 Trans Eq, Trailers \$1000 or <	\$0	\$0	\$0	\$0	\$0	\$0	\$0	\$0	\$0	\$0	\$0	\$0	\$0	
50	2021	39300 Stores Equipment	\$0	\$0	\$0	\$0	\$0	\$0	\$0	\$0	\$0	\$0	\$0	\$0	\$0	
51	2021	39410 Tools, Garage & Service Eq	\$0	\$0	\$0	(\$14)	(\$34)	\$124	\$281	\$274	\$274	\$274	\$274	\$274	\$1,725	
52	2021	39411 Tools, CNG Equip, Stationary	\$0	\$0	\$0	\$0	\$0	\$0	\$0	\$0	\$0	\$0	\$0	\$0	\$0	
53	2021	39420 Tools, Shop Equipment	\$0	\$0	\$0	\$0	(\$1)	(\$2)	(\$2)	(\$2)	(\$2)	(\$2)	(\$2)	(\$2)	(\$15)	
54	2021	39430 Tools, Tools and Other	\$0	\$0	\$0	\$768	\$1,396	\$2,606	\$4,322	\$6,431	\$9,091	\$10,169	\$10,585	\$14,975	\$60,344	
55	2021	39500 Laboratory Equipment, Gas	\$0	\$0	\$0	\$0	\$0	\$0	\$0	\$0	\$0	\$0	\$0	\$0	\$0	
56	2021	39600 Power Operated Equipment	\$0	\$0	\$0	\$0	\$0	\$0	\$0	\$24	\$47	\$47	\$47	\$47	\$212	
57	2021	39800 Miscellaneous Equipment	\$0	\$0	\$0	\$0	\$0	\$0	\$0	\$0	\$0	\$0	\$0	\$0	\$0	
58	Total Provision for Depreciation (Net Plant)		\$0	\$0	\$0	\$74,396	\$140,251	\$190,863	\$309,337	\$407,262	\$480,223	\$542,849	\$628,158	\$789,497	\$3,562,835	

Columbia Gas of Ohio, Inc.
Capital Expenditures Program
Case No. 22-0621-GA-RDR
Provision for Depreciation (Net Plant)

Data: 2021 - 9 Months Actual April - December

TOTAL ACCUMULATED DEPRECIATION (NET PLANT)		Beginning Balance	January	February	March	April	May	June	July	August	September	October	November	December	Ending Balance
1	30220 Franchises/Consent, Limited	\$0	\$0	\$0	\$0	\$0	\$0	\$0	\$0	\$0	\$0	\$0	\$0	\$0	\$0
2	30300 Intangible Plt, General	\$0	\$0	\$0	\$0	\$0	\$0	\$0	\$0	\$0	\$0	\$0	\$0	\$0	\$0
3	30330 Intangible Plt, Misc Software	\$0	\$0	\$0	\$0	\$57,219	\$92,080	\$98,784	\$156,088	\$203,691	\$224,661	\$218,086	\$242,066	\$326,624	\$1,619,300
4	30399 Intangible Plt, Cloud Computing	\$0	\$0	\$0	\$0	\$4,025	\$8,078	\$25,223	\$62,550	\$83,591	\$97,428	\$126,725	\$144,055	\$151,239	\$702,914
5	37420 Land, Other Distribution Sys	\$0	\$0	\$0	\$0	\$0	\$0	\$0	\$0	\$0	\$0	\$0	\$0	\$0	\$0
6	37440 Land Rgts, Other Distr Sys	\$0	\$0	\$0	\$0	\$0	\$0	\$0	\$0	\$0	\$0	\$0	\$0	\$0	\$0
7	37450 Rights of Way	\$0	\$0	\$0	\$0	\$0	\$0	\$0	\$0	\$0	\$0	\$0	\$0	\$0	\$0
8	37520 Str, City Gate Mea & Reg	\$0	\$0	\$0	\$0	\$0	\$0	\$0	\$0	\$0	(\$2)	(\$7)	(\$11)	(\$11)	(\$30)
9	37530 Str, General Mea & Reg	\$0	\$0	\$0	\$0	\$0	\$0	\$0	\$0	\$0	\$0	\$0	\$0	\$0	\$0
10	37540 Str, Regulating	\$0	\$0	\$0	\$0	(\$0)	\$15	\$32	\$35	\$113	\$220	\$262	\$280	\$386	\$1,343
11	37550 Str, Main Line Industrial M&R	\$0	\$0	\$0	\$0	\$0	\$0	\$0	\$0	\$0	\$0	\$0	\$0	\$0	\$0
12	37560 Str, Distribtn Industrial M&R	\$0	\$0	\$0	\$0	\$0	\$0	\$0	\$0	\$0	\$0	\$0	\$0	\$0	\$0
13	37570 Str, Other Distribution Sys	\$0	\$0	\$0	\$0	\$0	\$0	\$0	\$0	\$1	\$11	\$22	\$1,445	\$3,055	\$4,534
14	37571 Str, Other Dist Sys, Leased	\$0	\$0	\$0	\$0	\$0	\$0	\$0	\$0	\$0	\$0	\$0	\$0	\$0	\$0
15	37600 Mains	\$0	\$0	\$0	\$0	\$4,324	\$11,892	\$18,842	\$24,801	\$30,027	\$37,327	\$45,680	\$54,022	\$64,506	\$291,420
16	37625 Mains Replacement	\$0	\$0	\$0	\$0	(\$0)	\$0	\$216	\$520	\$650	\$690	\$833	\$968	\$19,021	\$22,899
17	37810 Mea & Reg Sta Eq, General	\$0	\$0	\$0	\$0	\$0	\$0	\$0	\$0	\$0	\$0	\$0	\$0	\$0	\$0
18	37820 Mea & Reg Sta Eq, Regulating	\$0	\$0	\$0	\$0	\$1,839	\$7,983	\$11,922	\$13,244	\$20,628	\$30,360	\$39,351	\$50,446	\$58,611	\$234,386
19	37821 Mea & Reg Sta Eq, Reg FMV	\$0	\$0	\$0	\$0	\$0	\$0	\$0	\$0	\$0	\$0	\$0	\$0	\$0	\$0
20	37830 Mea & Reg Sta Eq, Local Gas	\$0	\$0	\$0	\$0	\$0	(\$1)	(\$2)	(\$2)	(\$3)	(\$21)	(\$38)	(\$39)	(\$42)	(\$147)
21	37910 Mea & Reg Sta Eq, City Gate	\$0	\$0	\$0	\$0	(\$86)	(\$139)	(\$119)	(\$40)	\$188	\$456	\$689	\$887	\$759	\$2,595
22	37911 Mea & Reg Sta Eq, Exch Gas	\$0	\$0	\$0	\$0	\$0	\$0	\$0	\$0	\$0	\$0	\$0	\$0	\$0	\$0
23	37920 Mea & Reg Sta Eq, Main Line	\$0	\$0	\$0	\$0	(\$1)	(\$2)	(\$2)	(\$3)	(\$5)	(\$7)	(\$8)	(\$9)	(\$247)	(\$284)
24	38000 Services	\$0	\$0	\$0	\$0	\$6,258	\$18,563	\$30,933	\$43,413	\$56,961	\$72,444	\$93,310	\$114,721	\$134,918	\$571,521
25	38012 Riser Replacements	\$0	\$0	\$0	\$0	\$0	\$22	\$80	\$123	\$129	\$129	\$193	\$258	\$258	\$1,191
26	38013 Services Replaced aff Risers	\$0	\$0	\$0	\$0	\$0	\$0	\$0	\$0	\$0	\$0	\$1,819	\$7,020	\$13,894	\$22,733
27	38025 Services Replaced aff Mains	\$0	\$0	\$0	\$0	\$0	\$0	\$0	\$0	\$0	\$0	\$211	\$421	\$383	\$1,015
28	38100 Meters	\$0	\$0	\$0	\$0	\$337	\$584	\$1,877	\$3,309	\$3,306	\$3,932	\$4,897	\$5,837	\$6,809	\$30,888
29	38110 Auto Meter Reading Devices	\$0	\$0	\$0	\$0	\$0	\$0	\$0	\$0	\$0	\$914	\$1,829	\$1,829	\$1,829	\$6,400
30	38200 Meter Installations	\$0	\$0	\$0	\$0	(\$451)	(\$903)	(\$963)	(\$1,029)	(\$1,043)	(\$1,011)	(\$1,777)	(\$2,540)	(\$859)	(\$10,577)
31	38300 House Regulators	\$0	\$0	\$0	\$0	\$189	\$529	\$827	\$1,202	\$1,672	\$2,223	\$2,854	\$3,684	\$2,369	\$15,549
32	38400 House Regulator Installation	\$0	\$0	\$0	\$0	\$0	\$0	\$0	\$0	\$0	\$0	\$0	\$0	\$0	\$0
33	38500 Industrial Mea & Reg Sta Eq	\$0	\$0	\$0	\$0	(\$17)	(\$33)	(\$45)	(\$47)	(\$51)	(\$64)	(\$52)	\$169	\$527	\$387
34	38710 Other Equipment	\$0	\$0	\$0	\$0	\$0	\$0	\$0	\$0	\$0	\$0	\$0	\$0	\$0	\$0
35	38720 Other Equip, Odorization	\$0	\$0	\$0	\$0	\$0	\$0	\$0	\$0	\$0	\$0	\$0	\$0	\$0	\$0
36	38741 Other Equip, Telephone	\$0	\$0	\$0	\$0	\$0	\$0	\$0	\$0	\$0	\$0	\$0	\$0	\$0	\$0
37	38742 Other Equip, Radio	\$0	\$0	\$0	\$0	\$0	(\$17)	(\$33)	(\$33)	(\$33)	(\$34)	(\$35)	(\$35)	(\$36)	(\$258)
38	38744 Other Equip, Oth Communicatn	\$0	\$0	\$0	\$0	\$0	(\$2)	(\$6)	(\$18)	(\$29)	(\$31)	(\$32)	(\$46)	(\$97)	(\$261)
39	38745 Other Equip, Telemetering	\$0	\$0	\$0	\$0	\$62	\$359	\$694	\$778	\$925	\$1,138	\$1,664	\$2,408	\$2,957	\$10,986
40	38746 Other Equip, Customr Info Srv	\$0	\$0	\$0	\$0	\$0	\$0	\$0	(\$27)	(\$54)	(\$54)	(\$54)	(\$54)	(\$54)	(\$297)
41	38910 Land	\$0	\$0	\$0	\$0	\$0	\$0	\$0	\$0	\$0	\$0	\$0	\$0	\$0	\$0
42	39021 Str, Gen Off, Impv Leased Prp	\$0	\$0	\$0	\$0	\$0	\$0	\$0	\$0	\$0	\$0	\$0	\$0	\$0	\$0
43	39071 Str, Arena Off, Impv Leas Prp	\$0	\$0	\$0	\$0	\$0	\$0	\$0	\$0	\$0	\$0	\$0	\$0	\$0	\$0
44	39110 OF&E, Unspecified	\$0	\$0	\$0	\$0	(\$71)	(\$141)	(\$141)	(\$141)	(\$141)	\$89	\$319	\$496	\$673	\$941
45	39111 OF&E, Data Handling Equip	\$0	\$0	\$0	\$0	\$0	\$0	\$0	\$0	\$0	\$0	\$0	\$0	\$0	\$0
46	39112 OF&E, Information Systems	\$0	\$0	\$0	\$0	\$15	\$22	\$14	\$14	\$14	\$14	(\$4,381)	(\$11,023)	(\$13,270)	(\$28,581)
47	39120 OF&E, Air-Conditioning Equip	\$0	\$0	\$0	\$0	\$0	\$0	\$0	\$0	\$0	\$0	\$0	\$0	\$0	\$0
48	39220 Trans Eq, Trailers > \$1,000	\$0	\$0	\$0	\$0	\$0	\$0	\$0	\$0	\$0	\$0	\$0	\$0	\$0	\$0
49	39221 Trans Eq, Trailers \$1000 or <	\$0	\$0	\$0	\$0	\$0	\$0	\$0	\$0	\$0	\$0	\$0	\$0	\$0	\$0
50	39300 Stores Equipment	\$0	\$0	\$0	\$0	\$0	\$0	\$0	\$0	\$0	\$0	\$0	\$0	\$0	\$0
51	39410 Tools, Garage & Service Eq	\$0	\$0	\$0	\$0	(\$14)	(\$34)	\$124	\$281	\$274	\$274	\$274	\$274	\$274	\$1,725
52	39411 Tools, CNG Equip, Stationary	\$0	\$0	\$0	\$0	\$0	\$0	\$0	\$0	\$0	\$0	\$0	\$0	\$0	\$0
53	39420 Tools, Shop Equipment	\$0	\$0	\$0	\$0	\$0	(\$1)	(\$2)	(\$2)	(\$2)	(\$2)	(\$2)	(\$2)	(\$2)	(\$15)
54	39430 Tools, Tools and Other	\$0	\$0	\$0	\$0	\$768	\$1,396	\$2,606	\$4,322	\$6,431	\$9,091	\$10,169	\$10,585	\$14,975	\$60,344
55	39500 Laboratory Equipment, Gas	\$0	\$0	\$0	\$0	\$0	\$0	\$0	\$0	\$0	\$0	\$0	\$0	\$0	\$0
56	39600 Power Operated Equipment	\$0	\$0	\$0	\$0	\$0	\$0	\$0	\$0	\$24	\$47	\$47	\$47	\$47	\$212
57	39800 Miscellaneous Equipment	\$0	\$0	\$0	\$0	\$0	\$0	\$0	\$0	\$0	\$0	\$0	\$0	\$0	\$0
58	TOTAL Accumulated Depreciation	\$0	\$0	\$0	\$0	\$74,396	\$140,251	\$190,863	\$309,337	\$407,262	\$480,223	\$542,849	\$628,158	\$789,497	\$3,562,835

Columbia Gas of Ohio, Inc.
Capital Expenditures Program
Case No. 22-0621-GA-RDR
Annualized Depreciation

Data: 2021 - 9 Months Actual April - December

Schedule CEP-7 (21-0637)

Line No.	Description	Total Cumulative Plant Additions	Total Cumulative Original Cost Retired	Total Cumulative Net Plant	Depr rate ⁽¹⁾	Total Annualized Depreciation
1	30220 Franchises/Consent, Limited	\$0	\$0	\$0	0.00%	\$0
2	30300 Intangible Plt, General	\$0	\$0	\$0	3.27%	\$0
3	30330 Intangible Plt, Misc Software	\$29,130,348	(\$6,389,125)	\$22,741,222	20.00%	\$4,548,244
4	30399 Intangible Plt, Cloud Computing	\$9,442,975	\$0	\$9,442,975	20.00%	\$1,888,595
5	37420 Land, Other Distribution Sys	\$0	(\$7)	(\$7)	0.00%	\$0
6	37440 Land Rgts, Other Distr Sys	\$51,853	(\$83)	\$51,771	0.00%	\$0
7	37450 Rights of Way	\$0	\$0	\$0	0.00%	\$0
8	37520 Str, City Gate Mea & Reg	\$0	(\$4,685)	(\$4,685)	4.27%	(\$200)
9	37530 Str, General Mea & Reg	\$0	\$0	\$0	4.27%	\$0
10	37540 Str, Regulating	\$328,457	(\$113,672)	\$214,785	4.27%	\$9,171
11	37550 Str, Main Line Industrial M&R	\$0	\$0	\$0	3.18%	\$0
12	37560 Str, Distribtn Industrial M&R	\$0	\$0	\$0	3.18%	\$0
13	37570 Str, Other Distribution Sys	\$1,436,630	\$0	\$1,436,630	4.27%	\$61,344
14	37571 Str, Other Dist Sys, Leased	\$760,036	\$0	\$760,036	6.68%	\$50,759
15	37600 Mains	\$49,315,238	(\$3,719,486)	\$45,595,752	1.52%	\$693,055
16	37625 Mains Replacement	\$24,188,011	(\$261,947)	\$23,926,065	1.52%	\$363,676
17	37810 Mea & Reg Sta Eq, General	\$0	\$0	\$0	1.36%	\$0
18	37820 Mea & Reg Sta Eq, Regulating	\$24,340,852	(\$1,530,520)	\$22,810,332	1.36%	\$310,221
19	37821 Mea & Reg Sta Eq, Reg FMV	\$0	\$0	\$0	1.36%	\$0
20	37830 Mea & Reg Sta Eq, Local Gas	\$0	(\$17,031)	(\$17,031)	1.36%	(\$232)
21	37910 Mea & Reg Sta Eq, City Gate	\$513,628	(\$326,975)	\$186,654	1.35%	\$2,520
22	37911 Mea & Reg Sta Eq, Exch Gas	\$0	\$0	\$0	1.35%	\$0
23	37920 Mea & Reg Sta Eq, Main Line	\$0	(\$169,217)	(\$169,217)	1.35%	(\$2,284)
24	38000 Services	\$56,938,631	(\$2,008,951)	\$54,929,680	4.65%	\$2,554,230
25	38012 Riser Replacements	\$48,805	\$48,282	\$97,087	4.65%	\$4,515
26	38013 Services Replaced aff Risers	\$6,423,859	\$96,162	\$6,520,020	4.65%	\$303,181
27	38025 Services Replaced aff Mains	\$0	\$129,002	\$129,002	4.65%	\$5,999
28	38100 Meters	\$4,445,199	(\$693,856)	\$3,751,343	0.63%	\$23,633
29	38110 Auto Meter Reading Devices	\$328,972	\$0	\$328,972	6.12%	\$20,133
30	38200 Meter Installations	\$1,017,157	(\$589,756)	\$427,401	2.51%	\$10,728
31	38300 House Regulators	\$202,636	(\$18,935)	\$183,701	1.47%	\$2,700
32	38400 House Regulator Installation	\$0	\$0	\$0	0.26%	\$0
33	38500 Industrial Mea & Reg Sta Eq	\$485,518	(\$265,450)	\$220,068	4.49%	\$9,881
34	38710 Other Equipment	\$0	\$0	\$0	5.78%	\$0
35	38720 Other Equip, Odorization	\$0	\$0	\$0	5.78%	\$0
36	38741 Other Equip, Telephone	\$0	\$0	\$0	0.59%	\$0
37	38742 Other Equip, Radio	\$0	(\$9,869)	(\$9,869)	0.59%	(\$58)
38	38744 Other Equip, Oth Communicatn	\$0	(\$35,340)	(\$35,340)	0.59%	(\$209)
39	38745 Other Equip, Telemetry	\$1,072,724	(\$219,050)	\$853,674	0.59%	\$5,037
40	38746 Other Equip, Customr Info Srv	\$0	(\$14,223)	(\$14,223)	0.59%	(\$84)
41	38910 Land	\$0	\$0	\$0	0.00%	\$0
42	39021 Str, Gen Off, Impv Leased Prp	\$0	\$0	\$0	12.00%	\$0
43	39071 Str, Arena Off, Impv Leas Prp	\$0	\$0	\$0	5.00%	\$0
44	39110 OF&E, Unspecified	\$195,632	(\$33,888)	\$161,744	4.94%	\$7,990
45	39111 OF&E, Data Handling Equip	\$0	\$0	\$0	4.94%	\$0
46	39112 OF&E, Information Systems	\$2,536	(\$798,725)	(\$796,189)	21.01%	(\$167,279)
47	39120 OF&E, Air-Conditioning Equip	\$0	\$0	\$0	5.00%	\$0
48	39220 Trans Eq, Trailers > \$1,000	\$0	\$0	\$0	7.37%	\$0
49	39221 Trans Eq, Trailers \$1000 or <	\$0	\$0	\$0	7.37%	\$0
50	39300 Stores Equipment	\$0	\$0	\$0	4.30%	\$0
51	39410 Tools, Garage & Service Eq	\$98,904	(\$16,826)	\$82,077	3.97%	\$3,258
52	39411 Tools, CNG Equip, Stationary	\$0	\$0	\$0	3.97%	\$0
53	39420 Tools, Shop Equipment	\$0	(\$595)	(\$595)	3.97%	(\$24)
54	39430 Tools, Tools and Other	\$6,307,930	(\$575,212)	\$5,732,718	3.97%	\$227,589
55	39500 Laboratory Equipment, Gas	\$0	\$0	\$0	5.25%	\$0
56	39600 Power Operated Equipment	\$9,719	\$0	\$9,719	3.18%	\$309
57	39800 Miscellaneous Equipment	\$0	\$0	\$0	2.21%	\$0
58	Accumulated Net Plant	\$217,086,249	(\$17,539,976)	\$199,546,273		\$10,936,399

Columbia Gas of Ohio, Inc.
Capital Expenditures Program
Case No. 22-0621-GA-RDR
Deferred Depreciation

Data: 2021 - 9 Months Actual April - December

Schedule CEP-8 (21-0637)
Page 1 of 3

Line No.	Description	2021	Total
1	CEP Deferred Depreciation - Gross	\$6,941,218	\$6,941,218
2	Amortization	<u>(\$2,047,926)</u>	<u>(\$2,047,926)</u>
3	Balance	\$4,893,292	\$4,893,292

DEFERRED DEPRECIATION ON PRIOR YEARS' INVESTMENT		January	February	March	April	May	June	July	August	September	October	November	December	Ending Balance
4	30220 Franchises/Consent, Limited	\$0	\$0	\$0	\$0	\$0	\$0	\$0	\$0	\$0	\$0	\$0	\$0	\$0
5	30300 Intangible Plt, General	\$0	\$0	\$0	\$0	\$0	\$0	\$0	\$0	\$0	\$0	\$0	\$0	\$0
6	30330 Intangible Plt, Misc Software	\$73,568	\$73,568	\$73,568	\$73,568	\$73,568	\$73,568	\$73,568	\$73,568	\$0	\$0	\$0	\$0	\$588,547
7	30399 Intangible Plt, Cloud Computing	\$53,658	\$53,658	\$53,658	\$53,658	\$53,658	\$53,658	\$53,658	\$53,658	\$0	\$0	\$0	\$0	\$429,262
8	37420 Land, Other Distribution Sys	\$0	\$0	\$0	\$0	\$0	\$0	\$0	\$0	\$0	\$0	\$0	\$0	\$0
9	37440 Land Rgts, Other Distr Sys	\$0	\$0	\$0	\$0	\$0	\$0	\$0	\$0	\$0	\$0	\$0	\$0	\$0
10	37450 Rights of Way	\$0	\$0	\$0	\$0	\$0	\$0	\$0	\$0	\$0	\$0	\$0	\$0	\$0
11	37520 Str, City Gate Mea & Reg	(\$12)	(\$12)	(\$12)	(\$12)	(\$12)	(\$12)	(\$12)	(\$12)	\$0	\$0	\$0	\$0	(\$93)
12	37530 Str, General Mea & Reg	\$0	\$0	\$0	\$0	\$0	\$0	\$0	\$0	\$0	\$0	\$0	\$0	\$0
13	37540 Str, Regulating	\$589	\$589	\$589	\$589	\$589	\$589	\$589	\$589	\$0	\$0	\$0	\$0	\$4,712
14	37550 Str, Main Line Industrial M&R	\$0	\$0	\$0	\$0	\$0	\$0	\$0	\$0	\$0	\$0	\$0	\$0	\$0
15	37560 Str, Distribtn Industrial M&R	(\$5)	(\$5)	(\$5)	(\$5)	(\$5)	(\$5)	(\$5)	(\$5)	\$0	\$0	\$0	\$0	(\$40)
16	37570 Str, Other Distribution Sys	\$157	\$157	\$157	\$157	\$157	\$157	\$157	\$157	\$0	\$0	\$0	\$0	\$1,252
17	37571 Str, Other Dist Sys, Leased	\$0	\$0	\$0	\$0	\$0	\$0	\$0	\$0	\$0	\$0	\$0	\$0	\$0
18	37600 Mains	\$64,631	\$64,631	\$64,631	\$64,631	\$64,631	\$64,631	\$64,631	\$64,631	\$0	\$0	\$0	\$0	\$517,051
19	37625 Mains Replacement	\$3,547	\$3,547	\$3,547	\$3,547	\$3,547	\$3,547	\$3,547	\$3,547	\$0	\$0	\$0	\$0	\$28,372
20	37810 Mea & Reg Sta Eq, General	(\$10)	(\$10)	(\$10)	(\$10)	(\$10)	(\$10)	(\$10)	(\$10)	\$0	\$0	\$0	\$0	(\$82)
21	37820 Mea & Reg Sta Eq, Regulating	\$41,412	\$41,412	\$41,412	\$41,412	\$41,412	\$41,412	\$41,412	\$41,412	\$0	\$0	\$0	\$0	\$331,297
22	37821 Mea & Reg Sta Eq, Reg FMV	\$0	\$0	\$0	\$0	\$0	\$0	\$0	\$0	\$0	\$0	\$0	\$0	\$0
23	37830 Mea & Reg Sta Eq, Local Gas	\$0	\$0	\$0	\$0	\$0	\$0	\$0	\$0	\$0	\$0	\$0	\$0	\$0
24	37910 Mea & Reg Sta Eq, City Gate	\$5,650	\$5,650	\$5,650	\$5,650	\$5,650	\$5,650	\$5,650	\$5,650	\$0	\$0	\$0	\$0	\$45,196
25	37911 Mea & Reg Sta Eq, Exch Gas	(\$8)	(\$8)	(\$8)	(\$8)	(\$8)	(\$8)	(\$8)	(\$8)	\$0	\$0	\$0	\$0	(\$67)
26	37920 Mea & Reg Sta Eq, Main Line	(\$1)	(\$1)	(\$1)	(\$1)	(\$1)	(\$1)	(\$1)	(\$1)	\$0	\$0	\$0	\$0	(\$9)
27	38000 Services	\$158,935	\$158,935	\$158,935	\$158,935	\$158,935	\$158,935	\$158,935	\$158,935	\$0	\$0	\$0	\$0	\$1,271,482
28	38012 Riser Replacements	\$6	\$6	\$6	\$6	\$6	\$6	\$6	\$6	\$0	\$0	\$0	\$0	\$51
29	38013 Services Replaced aff Risers	\$49,915	\$49,915	\$49,915	\$49,915	\$49,915	\$49,915	\$49,915	\$49,915	\$0	\$0	\$0	\$0	\$399,322
30	38025 Services Replaced aff Mains	(\$34)	(\$34)	(\$34)	(\$34)	(\$34)	(\$34)	(\$34)	(\$34)	\$0	\$0	\$0	\$0	(\$271)
31	38100 Meters	\$5,045	\$5,045	\$5,045	\$5,045	\$5,045	\$5,045	\$5,045	\$5,045	\$0	\$0	\$0	\$0	\$40,362
32	38110 Auto Meter Reading Devices	\$1,265	\$1,265	\$1,265	\$1,265	\$1,265	\$1,265	\$1,265	\$1,265	\$0	\$0	\$0	\$0	\$10,117
33	38200 Meter Installations	\$1,577	\$1,577	\$1,577	\$1,577	\$1,577	\$1,577	\$1,577	\$1,577	\$0	\$0	\$0	\$0	\$12,619
34	38300 House Regulators	\$2,127	\$2,127	\$2,127	\$2,127	\$2,127	\$2,127	\$2,127	\$2,127	\$0	\$0	\$0	\$0	\$17,018
35	38400 House Regulator Installation	\$0	\$0	\$0	\$0	\$0	\$0	\$0	\$0	\$0	\$0	\$0	\$0	\$0
36	38500 Industrial Mea & Reg Sta Eq	\$449	\$449	\$449	\$449	\$449	\$449	\$449	\$449	\$0	\$0	\$0	\$0	\$3,595
37	38710 Other Equipment	(\$1)	(\$1)	(\$1)	(\$1)	(\$1)	(\$1)	(\$1)	(\$1)	\$0	\$0	\$0	\$0	(\$7)
38	38720 Other Equip, Odorization	(\$3)	(\$3)	(\$3)	(\$3)	(\$3)	(\$3)	(\$3)	(\$3)	\$0	\$0	\$0	\$0	(\$26)
39	38741 Other Equip, Telephone	\$0	\$0	\$0	\$0	\$0	\$0	\$0	\$0	\$0	\$0	\$0	\$0	\$0
40	38742 Other Equip, Radio	(\$65)	(\$65)	(\$65)	(\$65)	(\$65)	(\$65)	(\$65)	(\$65)	\$0	\$0	\$0	\$0	(\$520)
41	38744 Other Equip, Oth Communicatn	(\$15)	(\$15)	(\$15)	(\$15)	(\$15)	(\$15)	(\$15)	(\$15)	\$0	\$0	\$0	\$0	(\$116)
42	38745 Other Equip, Telemetering	\$10,698	\$10,698	\$10,698	\$10,698	\$10,698	\$10,698	\$10,698	\$10,698	\$0	\$0	\$0	\$0	\$85,588
43	38746 Other Equip, Customr Info Srv	(\$37)	(\$37)	(\$37)	(\$37)	(\$37)	(\$37)	(\$37)	(\$37)	\$0	\$0	\$0	\$0	(\$297)
44	38910 Land	\$0	\$0	\$0	\$0	\$0	\$0	\$0	\$0	\$0	\$0	\$0	\$0	\$0
45	39021 Str, Gen Off, Impv Leased Prp	\$0	\$0	\$0	\$0	\$0	\$0	\$0	\$0	\$0	\$0	\$0	\$0	\$0
46	39071 Str, Arena Off, Impv Leas Prp	\$0	\$0	\$0	\$0	\$0	\$0	\$0	\$0	\$0	\$0	\$0	\$0	\$0
47	39110 OF&E, Unspecified	(\$258)	(\$258)	(\$258)	(\$258)	(\$258)	(\$258)	(\$258)	(\$258)	\$0	\$0	\$0	\$0	(\$2,066)
48	39111 OF&E, Data Handling Equip	\$0	\$0	\$0	\$0	\$0	\$0	\$0	\$0	\$0	\$0	\$0	\$0	\$0
49	39112 OF&E, Information Systems	(\$12,976)	(\$12,976)	(\$12,976)	(\$12,976)	(\$12,976)	(\$12,976)	(\$12,976)	(\$12,976)	\$0	\$0	\$0	\$0	(\$103,804)
50	39120 OF&E, Air-Conditioning Equip	\$0	\$0	\$0	\$0	\$0	\$0	\$0	\$0	\$0	\$0	\$0	\$0	\$0
51	39220 Trans Eq, Trailers > \$1,000	\$0	\$0	\$0	\$0	\$0	\$0	\$0	\$0	\$0	\$0	\$0	\$0	\$0
52	39221 Trans Eq, Trailers \$1000 or <	\$0	\$0	\$0	\$0	\$0	\$0	\$0	\$0	\$0	\$0	\$0	\$0	\$0
53	39300 Stores Equipment	(\$42)	(\$42)	(\$42)	(\$42)	(\$42)	(\$42)	(\$42)	(\$42)	\$0	\$0	\$0	\$0	(\$336)
54	39410 Tools, Garage & Service Eq	\$18	\$18	\$18	\$18	\$18	\$18	\$18	\$18	\$0	\$0	\$0	\$0	\$146
55	39411 Tools, CNG Equip, Stationary	\$0	\$0	\$0	\$0	\$0	\$0	\$0	\$0	\$0	\$0	\$0	\$0	\$0
56	39420 Tools, Shop Equipment	(\$299)	(\$299)	(\$299)	(\$299)	(\$299)	(\$299)	(\$299)	(\$299)	\$0	\$0	\$0	\$0	(\$2,395)
57	39430 Tools, Tools and Other	\$13,289	\$13,289	\$13,289	\$13,289	\$13,289	\$13,289	\$13,289	\$13,289	\$0	\$0	\$0	\$0	\$106,315
58	39500 Laboratory Equipment, Gas	\$0	\$0	\$0	\$0	\$0	\$0	\$0	\$0	\$0	\$0	\$0	\$0	\$0
59	39600 Power Operated Equipment	\$0	\$0	\$0	\$0	\$0	\$0	\$0	\$0	\$0	\$0	\$0	\$0	\$0
60	39800 Miscellaneous Equipment	(\$234)	(\$234)	(\$234)	(\$234)	(\$234)	(\$234)	(\$234)	(\$234)	\$0	\$0	\$0	\$0	(\$1,873)
61	Total Net Plant Depreciation Deferral by Month	\$472,538	\$472,538	\$472,538	\$472,538	\$472,538	\$472,538	\$472,538	\$472,538	\$0	\$0	\$0	\$0	\$3,780,303

Columbia Gas of Ohio, Inc.
Capital Expenditures Program
Case No. 22-0621-GA-RDR
Deferred Depreciation

Data: 2021 - 12 Months Actual 0 Month Estimate

Schedule CEP-8 (21-0637)

Page 2 of 3

Line No.		DEFERRED DEPRECIATION ON 2021 INVESTMENT	January	February	March	April	May	June	July	August	September	October	November	December	Ending Balance
1		30220 Franchises/Consent, Limited	\$0	\$0	\$0	\$0	\$0	\$0	\$0	\$0	\$0	\$0	\$0	\$0	\$0
2		30300 Intangible Plt, General	\$0	\$0	\$0	\$0	\$0	\$0	\$0	\$0	\$0	\$0	\$0	\$0	\$0
3		30330 Intangible Plt, Misc Software	(\$4,291)	\$10,234	\$28,526	\$85,219	\$120,080	\$126,784	\$184,087	\$231,690	\$252,661	\$246,086	\$270,066	\$354,624	\$1,905,766
4		30399 Intangible Plt, Cloud Computing	\$0	\$2,888	\$5,915	\$10,078	\$14,132	\$31,277	\$68,603	\$89,644	\$103,482	\$132,778	\$150,108	\$157,293	\$766,200
5		37420 Land, Other Distribution Sys	\$0	\$0	\$0	\$0	\$0	\$0	\$0	\$0	\$0	\$0	\$0	\$0	\$0
6		37440 Land Rgts, Other Distr Sys	\$0	\$0	\$0	\$0	\$0	\$0	\$0	\$0	\$0	\$0	\$0	\$0	\$0
7		37450 Rights of Way	\$0	\$0	\$0	\$0	\$0	\$0	\$0	\$0	\$0	\$0	\$0	\$0	\$0
8		37520 Str, City Gate Mea & Reg	\$0	\$0	\$0	\$0	\$0	\$0	\$0	\$0	(\$2)	(\$7)	(\$11)	(\$11)	(\$30)
9		37530 Str, General Mea & Reg	\$0	\$0	\$0	\$0	\$0	\$0	\$0	\$0	\$0	\$0	\$0	\$0	\$0
10		37540 Str, Regulating	\$1	\$34	\$71	\$75	\$89	\$107	\$110	\$188	\$295	\$337	\$354	\$461	\$2,121
11		37550 Str, Main Line Industrial M&R	\$0	\$0	\$0	\$0	\$0	\$0	\$0	\$0	\$0	\$0	\$0	\$0	\$0
12		37560 Str, Distribtn Industrial M&R	\$0	\$0	\$0	\$0	\$0	\$0	\$0	\$0	\$0	\$0	\$0	\$0	\$0
13		37570 Str, Other Distribution Sys	\$0	\$0	\$0	\$0	\$0	\$0	\$0	\$1	\$11	\$22	\$1,445	\$3,055	\$4,534
14		37571 Str, Other Dist Sys, Leased	\$0	\$0	\$0	\$0	\$0	\$0	\$0	\$0	\$0	\$0	\$0	\$0	\$0
15		37600 Mains	\$2,837	\$7,387	\$11,706	\$18,636	\$26,204	\$33,154	\$39,114	\$44,339	\$51,639	\$59,992	\$68,334	\$78,818	\$442,161
16		37625 Mains Replacement	\$29	\$60	\$70	\$80	\$80	\$296	\$600	\$730	\$770	\$913	\$1,047	\$19,101	\$23,777
17		37810 Mea & Reg Sta Eq, General	\$0	\$0	\$0	\$0	\$0	\$0	\$0	\$0	\$0	\$0	\$0	\$0	\$0
18		37820 Mea & Reg Sta Eq, Regulating	\$2,139	\$6,563	\$11,246	\$15,484	\$21,627	\$25,567	\$26,889	\$34,272	\$44,005	\$52,996	\$64,091	\$72,256	\$377,134
19		37821 Mea & Reg Sta Eq, Reg FMV	\$0	\$0	\$0	\$0	\$0	\$0	\$0	\$0	\$0	\$0	\$0	\$0	\$0
20		37830 Mea & Reg Sta Eq, Local Gas	\$0	\$0	(\$14)	(\$28)	(\$29)	(\$29)	(\$30)	(\$31)	(\$49)	(\$66)	(\$66)	(\$70)	(\$411)
21		37910 Mea & Reg Sta Eq, City Gate	\$28	\$358	\$669	\$591	\$538	\$558	\$637	\$864	\$1,133	\$1,366	\$1,564	\$1,436	\$9,743
22		37911 Mea & Reg Sta Eq, Exch Gas	\$0	\$0	\$0	\$0	\$0	\$0	\$0	\$0	\$0	\$0	\$0	\$0	\$0
23		37920 Mea & Reg Sta Eq, Main Line	\$0	\$0	\$0	(\$1)	(\$2)	(\$2)	(\$3)	(\$5)	(\$7)	(\$8)	(\$9)	(\$247)	(\$284)
24		38000 Services	\$6,579	\$18,547	\$30,727	\$43,776	\$56,081	\$68,451	\$80,930	\$94,478	\$109,962	\$130,827	\$152,239	\$172,436	\$965,034
25		38012 Riser Replacements	\$0	\$0	\$0	\$0	\$22	\$80	\$123	\$129	\$129	\$193	\$258	\$258	\$1,191
26		38013 Services Replaced aff Risers	\$0	\$0	\$0	\$0	\$0	\$0	\$0	\$0	\$0	\$1,819	\$7,020	\$13,894	\$22,733
27		38025 Services Replaced aff Mains	\$0	\$0	\$0	\$0	\$0	\$0	\$0	\$0	\$0	\$211	\$421	\$383	\$1,015
28		38100 Meters	\$41	\$292	\$356	\$546	\$793	\$2,085	\$3,518	\$3,515	\$4,140	\$5,106	\$6,046	\$7,017	\$33,454
29		38110 Auto Meter Reading Devices	\$0	\$16	\$32	\$32	\$32	\$32	\$32	\$32	\$947	\$1,861	\$1,861	\$1,861	\$6,740
30		38200 Meter Installations	(\$1)	(\$2)	(\$2)	(\$454)	(\$905)	(\$965)	(\$1,032)	(\$1,045)	(\$1,013)	(\$1,780)	(\$2,542)	(\$861)	(\$10,603)
31		38300 House Regulators	\$332	\$961	\$1,490	\$1,909	\$2,249	\$2,547	\$2,923	\$3,392	\$3,943	\$4,575	\$5,404	\$4,089	\$33,814
32		38400 House Regulator Installation	\$0	\$0	\$0	\$0	\$0	\$0	\$0	\$0	\$0	\$0	\$0	\$0	\$0
33		38500 Industrial Mea & Reg Sta Eq	(\$24)	(\$63)	(\$221)	(\$382)	(\$398)	(\$409)	(\$412)	(\$416)	(\$429)	(\$417)	(\$195)	\$163	(\$3,203)
34		38710 Other Equipment	\$0	\$0	\$0	\$0	\$0	\$0	\$0	\$0	\$0	\$0	\$0	\$0	\$0
35		38720 Other Equip, Odorization	\$0	\$0	\$0	\$0	\$0	\$0	\$0	\$0	\$0	\$0	\$0	\$0	\$0
36		38741 Other Equip, Telephone	\$0	\$0	\$0	\$0	\$0	\$0	\$0	\$0	\$0	\$0	\$0	\$0	\$0
37		38742 Other Equip, Radio	\$0	(\$1)	(\$13)	(\$23)	(\$39)	(\$56)	(\$56)	(\$56)	(\$57)	(\$58)	(\$58)	(\$59)	(\$476)
38		38744 Other Equip, Oth Communicatn	(\$1)	(\$2)	(\$4)	(\$6)	(\$8)	(\$11)	(\$23)	(\$35)	(\$37)	(\$38)	(\$52)	(\$103)	(\$318)
39		38745 Other Equip, Telemetering	\$52	\$122	\$227	\$376	\$674	\$1,008	\$1,092	\$1,240	\$1,453	\$1,978	\$2,722	\$3,272	\$14,216
40		38746 Other Equip, Customr Info Srv	\$0	\$0	\$0	\$0	\$0	\$0	(\$27)	(\$54)	(\$54)	(\$54)	(\$54)	(\$54)	(\$297)
41		38910 Land	\$0	\$0	\$0	\$0	\$0	\$0	\$0	\$0	\$0	\$0	\$0	\$0	\$0
42		39021 Str, Gen Off, Impv Leased Prp	\$0	\$0	\$0	\$0	\$0	\$0	\$0	\$0	\$0	\$0	\$0	\$0	\$0
43		39071 Str, Arena Off, Impv Leas Prp	\$0	\$0	\$0	\$0	\$0	\$0	\$0	\$0	\$0	\$0	\$0	\$0	\$0
44		39110 OF&E, Unspecified	(\$25)	(\$49)	(\$49)	(\$120)	(\$190)	(\$190)	(\$190)	(\$190)	\$40	\$270	\$446	\$624	\$376
45		39111 OF&E, Data Handling Equip	(\$1,422)	(\$2,844)	(\$2,844)	(\$2,844)	(\$2,844)	(\$2,844)	(\$2,844)	(\$2,844)	(\$2,844)	(\$2,844)	(\$2,844)	(\$2,844)	(\$32,704)
46		39112 OF&E, Information Systems	\$6,680	\$13,361	\$13,286	\$13,226	\$13,225	\$13,225	\$13,225	\$13,225	\$13,225	\$8,831	\$2,189	(\$58)	\$123,650
47		39120 OF&E, Air-Conditioning Equip	\$0	\$0	\$0	\$0	\$0	\$0	\$0	\$0	\$0	\$0	\$0	\$0	\$0
48		39220 Trans Eq, Trailers > \$1,000	\$0	\$0	\$0	\$0	\$0	\$0	\$0	\$0	\$0	\$0	\$0	\$0	\$0
49		39221 Trans Eq, Trailers \$1000 or <	\$0	\$0	\$0	\$0	\$0	\$0	\$0	\$0	\$0	\$0	\$0	\$0	\$0
50		39300 Stores Equipment	\$0	(\$13)	(\$27)	(\$27)	(\$27)	(\$27)	(\$27)	(\$27)	(\$27)	(\$27)	(\$27)	(\$27)	(\$279)
51		39410 Tools, Garage & Service Eq	\$0	(\$1)	(\$2)	(\$15)	(\$36)	\$122	\$280	\$272	\$272	\$272	\$272	\$272	\$1,708
52		39411 Tools, CNG Equip, Stationary	\$0	\$0	\$0	\$0	\$0	\$0	\$0	\$0	\$0	\$0	\$0	\$0	\$0
53		39420 Tools, Shop Equipment	\$0	\$0	\$0	\$0	(\$1)	(\$2)	(\$2)	(\$2)	(\$2)	(\$2)	(\$2)	(\$2)	(\$15)
54		39430 Tools, Tools and Other	\$17	\$193	\$352	\$1,120	\$1,749	\$2,959	\$4,674	\$6,784	\$9,444	\$10,521	\$10,937	\$15,327	\$64,079
55		39500 Laboratory Equipment, Gas	\$0	\$0	\$0	\$0	\$0	\$0	\$0	\$0	\$0	\$0	\$0	\$0	\$0
56		39600 Power Operated Equipment	\$0	\$0	\$0	\$0	\$0	\$0	\$0	\$24	\$47	\$47	\$47	\$47	\$212
57		39800 Miscellaneous Equipment	\$0	\$0	\$0	\$0	\$0	\$0	\$0	\$0	\$0	\$0	\$0	\$0	\$0
58		Total Net Plant Depreciation Deferral	\$12,970	\$58,042	\$101,500	\$187,251	\$253,106	\$303,717	\$422,192	\$520,116	\$593,078	\$655,703	\$741,012	\$902,352	\$4,751,040

Columbia Gas of Ohio, Inc.
Capital Expenditures Program
Case No. 22-0621-GA-RDR
Deferred Depreciation

Data: 2021 - 12 Months Actual 0 Month Estimate

Schedule CEP-8 (21-0637)

Line No.	DEFERRED DEPRECIATION: ⁽¹⁾	Beginning Balance	2021												TOTAL
			January	February	March	April	May	June	July	August	September	October	November	December	
1	Deferred Depreciation	\$0	\$0	\$0	\$0	\$659,789	\$725,643	\$776,255	\$894,730	\$992,654	\$593,078	\$655,703	\$741,012	\$902,352	\$6,941,218
2	Amortization	\$0	\$0	\$0	\$0	(\$219,897)	(\$219,897)	(\$219,897)	(\$219,897)	(\$219,897)	(\$237,110)	(\$237,110)	(\$237,110)	(\$237,110)	(\$2,047,926)
3	Total Cumulative Deferred Depreciation	\$0	\$0	\$0	\$0	\$439,892	\$505,747	\$556,358	\$674,833	\$772,757	\$355,968	\$418,593	\$503,902	\$665,241	\$4,893,292

⁽¹⁾ Amounts are from CEP-8 in 22-0621-GA-RDR to capture ongoing cumulative deferrals/amortizations recorded to the Company's books in 2021 after date certain in 21-0637-GA-AIR

4	Annualized Deferred Depreciation Amortization:			
		2019	2020	2021
5	Cumulative Deferred Depreciation	\$79,242,120	\$85,445,178	\$6,941,218
6	Amortization Rate	3.33%	3.33%	3.33%
7	Annualized Deferred Depreciation Amort	\$2,638,763	\$2,845,324	\$231,143
8	Monthly Deferred Depreciation Amort	\$219,897	\$237,110	\$19,262

Columbia Gas of Ohio, Inc.
Capital Expenditures Program
Case No. 22-0621-GA-RDR
Post in Service Carrying Cost

Data: 2021 - 9 Months Actual April - December

Schedule CEP-9 (21-0637)

Line No.	Description	January	February	March	April	May	June	July	August	September	October	November	December	TOTAL
<u>2021 PISCC Prior Year's Investment:</u>														
1	2020 Net Plant	\$158,552,913	\$158,552,913	\$158,552,913	\$158,552,913	\$158,552,913	\$158,552,913	\$158,552,913	\$158,552,913	\$158,552,913	\$0	\$0	\$0	
2	2020 Deferred Depreciation	\$6,203,058	\$6,203,058	\$6,203,058	\$6,203,058	\$6,203,058	\$6,203,058	\$6,203,058	\$6,203,058	\$6,203,058	\$0	\$0	\$0	
3	2020 PISCC Deferral Investment	\$152,349,855	\$152,349,855	\$152,349,855	\$152,349,855	\$152,349,855	\$152,349,855	\$152,349,855	\$152,349,855	\$152,349,855	\$0	\$0	\$0	
4	2020 PISCC Rate	0.39%	0.39%	0.39%	0.39%	0.39%	0.39%	0.39%	0.39%	0.39%	0.38%	0.37%	0.37%	
5	Deferred PISCC	\$597,973	\$597,973	\$597,973	\$592,895	\$592,895	\$592,895	\$592,895	\$592,895	\$592,895	\$0	\$0	\$0	
<u>2021 PISCC Current Year's Investment:</u>														
6	2021 Net Plant	\$0	\$10,652,930	\$22,002,006	\$32,169,836	\$51,544,366	\$60,890,325	\$78,420,950	\$93,616,488	\$111,185,184	\$129,775,410	\$150,905,851	\$176,723,383	
7	2021 Deferred Depreciation	\$0	\$485,508	\$1,016,087	\$1,590,125	\$2,249,914	\$2,975,557	\$3,751,813	\$4,646,543	\$5,639,197	\$6,232,275	\$6,887,978	\$7,628,991	
8	2021 PISCC Deferral Investment	\$0	\$10,167,422	\$20,985,918	\$30,579,711	\$49,294,452	\$57,914,768	\$74,669,137	\$88,969,945	\$105,545,987	\$123,543,135	\$144,017,872	\$169,094,393	
9	2021 PISCC Rate	0.39%	0.39%	0.39%	0.39%	0.39%	0.39%	0.39%	0.39%	0.39%	0.38%	0.37%	0.37%	
10	Deferred PISCC	\$0	\$39,907	\$82,370	\$119,006	\$191,838	\$225,385	\$290,587	\$346,241	\$410,750	\$471,523	\$530,466	\$622,831	

<u>DEFERRED PISCC: ⁽¹⁾</u>		Beginning Balance	January	February	March	April	May	June	July	August	September	October	November	December	TOTAL
11	Deferred PISCC	\$0	\$0	\$0	\$0	\$711,901	\$784,732	\$818,280	\$883,482	\$939,136	\$1,003,645	\$471,523	\$530,466	\$622,831	\$6,765,996
12	Amortization	\$0	\$0	\$0	\$0	(\$291,875)	(\$291,875)	(\$291,875)	(\$291,875)	(\$291,875)	(\$315,293)	(\$315,293)	(\$315,293)	(\$315,293)	(\$2,720,543)
13	Total Cumulative PISCC	\$0	\$0	\$0	\$0	\$420,026	\$492,858	\$526,405	\$591,608	\$647,262	\$688,352	\$156,230	\$215,173	\$307,539	\$4,045,453

⁽¹⁾ Amounts are from CEP-9 in 22-0621-GA-RDR to capture ongoing cumulative deferrals/amortizations recorded to the Company's books in 2021 after date certain in 21-0637-GA-AIR

Annualized PISCC Amortization:

		2019	2020	2021
14	Cumulative Deferred PISCC	\$105,180,028	\$113,618,921	\$6,765,996
15	Depreciation Rate	3.33%	3.33%	3.33%
16	Annualized Deferred PISCC Amort	\$3,502,495	\$3,783,510	\$225,308
17	Monthly Deferred PISCC Amort	\$291,875	\$315,293	\$18,776

Columbia Gas of Ohio, Inc.
Capital Expenditures Program
Case No. 22-0621-GA-RDR
Annualized Property Tax Expense Calculation

Data: 2021 - 9 Months Actual April - December

Schedule CEP-10 (21-0637)

Line No.	Description	2021	TOTAL
1	Annual Investment as of December 31 of prior year ⁽¹⁾	\$241,452,485	
2	Percent Good ⁽²⁾	98.30%	
3	Taxable Value	\$237,347,793	
4	Valuation Percentage	25.00%	
5	Total Taxable Value	\$59,336,948	
6	Average Property Tax Rate per \$1,000 of Valuation	\$94.60	
7	Property Tax	\$5,613,275	\$5,613,275

⁽¹⁾ Annual Investment equals Plant Additions for January - December 2021 as Case No. 21-0637-GA-AIR includes Property Tax through December 31, 2020 and not the Date Certain of March 31, 2021.

⁽²⁾ Columbia's Annual Report, Schedule C - 30 Year Class Life Distribution Plant

Calendar Year 2021															
Line No.	Description	Beginning Balance	January	February	March	April	May	June	July	August	September	October	November	December	Total
Deferred Property Tax Expense Calculation															
8	Deferral ⁽³⁾	\$0	\$0	\$0	\$0	\$324,022	\$324,022	\$324,022	\$324,022	\$324,022	\$0	\$0	\$0	\$0	\$1,620,108
9	Amortization ⁽⁴⁾	\$0	\$0	\$0	\$0	(\$119,187)	(\$119,187)	(\$119,187)	(\$119,187)	(\$119,187)	(\$126,635)	(\$126,635)	(\$126,635)	(\$126,635)	(\$1,102,474)
10	Net Deferral Balance	\$0	\$0	\$0	\$0	\$204,835	\$204,835	\$204,835	\$204,835	\$204,835	(\$126,635)	(\$126,635)	(\$126,635)	(\$126,635)	\$517,634

⁽³⁾ Deferred property taxes are based off of the 2021 Property Tax Expense, which is included in 21-0637-GA-AIR and continued here for the month of April 2021.

⁽⁴⁾ Amortization is from CEP-10 in 22-0621-GA-RDR to capture ongoing cumulative deferrals/amortizations recorded to the Company's books in 2021 after date certain in 21-0637-GA-AIR

Annualized Property Tax Amortization:

	2019	2020	2021
11 Cumulative Deferred Property Tax	\$42,950,222	\$45,634,167	\$1,620,108
12 Weighted Average Depreciation Rate	3.33%	3.33%	3.33%
13 Annualized Deferred Property Tax Amortization	\$1,430,242	\$1,519,618	\$53,950
14 Monthly Deferred Property Tax Amortization	\$119,187	\$126,635	\$4,496

Columbia Gas of Ohio, Inc.
Capital Expenditures Program
Case No. 22-0621-GA-RDR
Deferred Tax - Liberalized Depreciation

Data: 2021 - 9 Months Actual April - December

Schedule CEP-11 (21-0637)

Line No.	Description	2021	Cumulative TOTAL
1	Plant Additions	\$217,086,249	
2	Original Cost of Retirement	\$0	
3	TOTAL Net Plant Additions	<u>\$217,086,249</u>	
4	Depreciation Expense - Plant	\$41,491,456	
5	MACRS Depn/Amort (Calculated Below)	\$43,073,113	
6	Difference between Book Depn & Tax Depn	(\$1,581,657)	
7	Federal Income Tax Rate	21%	
8	Deferred Tax-Liberalized Depreciation	<u>(\$332,148)</u>	<u>(\$332,148)</u>
9	NOL Attributable to Deferred Taxes	\$0	\$0
10	Total Deferred Taxes	<u>(\$332,148)</u>	<u>(\$332,148)</u>
		2021	TOTAL
11	2021	\$43,073,113	\$43,073,113
12	2022	\$13,051,437	\$13,051,437
13	2023	\$12,071,540	\$12,071,540
14	2024	\$11,167,575	\$11,167,575
15	2025	\$10,328,697	\$10,328,697
16	2026	\$9,554,903	\$9,554,903
17	2027	\$8,837,155	\$8,837,155
18	2028	\$8,175,454	\$8,175,454
19	2029	\$8,066,978	\$8,066,978
20	2030	\$8,065,170	\$8,065,170
21	2031	\$8,066,978	\$8,066,978
22	2032	\$8,065,170	\$8,065,170
23	2033	\$8,066,978	\$8,066,978
24	2034	\$8,065,170	\$8,065,170
25	2035	\$8,066,978	\$8,066,978
26	2036	\$8,065,170	\$8,065,170
27	2037	\$8,066,978	\$8,066,978
28	2038	\$8,065,170	\$8,065,170
29	2039	\$8,066,978	\$8,066,978
30	2040	\$8,065,170	\$8,065,170
	2041	\$4,033,489	\$4,033,489
31	TOTAL	<u>\$217,086,249</u>	<u>\$217,086,249</u>

Columbia Gas of Ohio, Inc.
Capital Expenditures Program
Case No. 22-0621-GA-RDR
Revenue Reconciliation

Schedule CEP-12 (21-0637)

**Line
No.**

1	Revenue Requirement Per Case No. 21-0023-GA-ALT	\$126,677,058
2	January - August 2021 Revenue Requirement	\$70,252,948
3	Revenue Recoveries January 2021 - August 2022	(\$196,455,302)
4	TOTAL (Over)/Under Collected	\$474,704

		Customers ⁽¹⁾			Rate			Revenue ⁽¹⁾			
		SGS	GS	LGS	SGS	GS	LGS	SGS	GS	LGS	TOTAL
5	January-21	1,457,883	37,334	329	\$5.00	\$35.24	\$831.16	\$7,289,415	\$1,315,650	\$273,452	\$8,878,517
6	February-21	1,460,217	37,377	328	\$5.00	\$35.24	\$831.16	\$7,301,085	\$1,317,165	\$272,620	\$8,890,871
7	March-21	1,462,280	37,408	325	\$5.00	\$35.24	\$831.16	\$7,311,400	\$1,318,258	\$270,127	\$8,899,785
8	April-21	1,461,977	37,411	324	\$5.00	\$35.24	\$831.16	\$7,309,885	\$1,318,364	\$269,296	\$8,897,544
9	May-21	1,461,052	37,323	324	\$5.00	\$35.24	\$831.16	\$7,305,260	\$1,315,263	\$269,296	\$8,889,818
10	June-21	1,459,302	37,231	325	\$5.00	\$35.24	\$831.16	\$7,296,510	\$1,312,020	\$270,127	\$8,878,657
11	July-21	1,454,566	37,123	325	\$5.00	\$35.24	\$831.16	\$7,272,830	\$1,308,215	\$270,127	\$8,851,172
12	August-21	1,453,659	37,055	324	\$5.00	\$35.24	\$831.16	\$7,268,295	\$1,305,818	\$269,296	\$8,843,409
13	September-21	1,447,689	36,977	321	\$5.91	\$41.45	\$1,005.05	\$8,555,842	\$1,532,697	\$322,621	\$10,411,160
14	October-21	1,445,975	37,545	319	\$5.91	\$41.45	\$1,005.05	\$8,545,712	\$1,556,240	\$320,611	\$10,422,563
15	November-21	1,452,955	37,661	318	\$5.91	\$41.45	\$1,005.05	\$8,586,964	\$1,561,048	\$319,606	\$10,467,618
16	December-21	1,461,386	37,749	318	\$5.91	\$41.45	\$1,005.05	\$8,636,791	\$1,564,696	\$319,606	\$10,521,093
17	January-22	1,454,469	37,449	328	\$5.91	\$41.45	\$1,005.05	\$8,595,912	\$1,552,261	\$329,656	\$10,477,829
18	February-22	1,455,905	37,432	330	\$5.91	\$41.45	\$1,005.05	\$8,604,399	\$1,551,556	\$331,667	\$10,487,621
19	March-22	1,457,559	37,401	327	\$5.91	\$41.45	\$1,005.05	\$8,614,174	\$1,550,271	\$328,651	\$10,493,096
20	April-22	1,455,306	37,599	326	\$5.91	\$41.45	\$1,005.05	\$8,600,858	\$1,558,479	\$327,646	\$10,486,983
21	May-22	1,451,362	37,390	327	\$5.91	\$41.45	\$1,005.05	\$8,577,549	\$1,549,816	\$328,651	\$10,456,016
22	June-22	1,446,790	37,176	327	\$5.91	\$41.45	\$1,005.05	\$8,550,529	\$1,540,945	\$328,651	\$10,420,125
23	July-22	1,441,187	36,985	328	\$5.91	\$41.45	\$1,005.05	\$8,517,415	\$1,533,028	\$329,656	\$10,380,100
24	August-22	1,438,841	37,783	330	\$5.91	\$41.45	\$1,005.05	\$8,503,550	\$1,566,105	\$331,667	\$10,401,322
25											\$196,455,302

(1) Customers and Revenue based on Actuals for December 2021 YTD and Projections for January 2022 through August 2022

Columbia Gas of Ohio, Inc.
Case No. 22-0621-GA-RDR
Computation of Projected Impact per Customer - CEP
Rates Effective Upon Rate Effective Date for Case No. 21-0637-GA-AIR

Schedule CEP-13 (21-0637)

Line No.	Description	Reference	Amount
1	Revenue Requirement Plus Over/Under from Case No. 21-0023-GA-RDR	Sch. CEP-1 Line 25	\$34,929,196
	<u>Percent by Class ⁽¹⁾</u>		
2	SGS Class		83.27%
3	GS Class		12.31%
4	LGS Class		4.42%
5	TOTAL		100.00%
	<u>Revenue Requirement Allocated to Each Class</u>		
6	SGS Class	Line 2 * Line 1	\$29,085,541
7	GS Class	Line 3 * Line 1	\$4,299,784
8	LGS Class	Line 4 * Line 1	\$1,543,870
9	TOTAL		\$34,929,196
	<u>Number of Projected Bills TME August 2023</u>		
10	SGS Class		17,497,990
11	GS Class		250,363
12	LGS Class		4,128
13	TOTAL		17,752,481
14	PROJECTED IMPACT PER MONTH - SGS CLASS		\$1.66
15	PROJECTED IMPACT PER MONTH - GS CLASS		\$17.17
16	PROJECTED IMPACT PER MONTH - LGS CLASS		\$374.00

(1) Source: 21-0637-GA-AIR E schedules. Percentages to be updated upon completion of Case No. 21-0637-GA-AIR

**This foregoing document was electronically filed with the Public Utilities
Commission of Ohio Docketing Information System on**

2/25/2022 4:13:18 PM

in

Case No(s). 22-0621-GA-RDR

Summary: Application to Adjust the CEP Rider Rate of Columbia Gas of Ohio, Inc.
electronically filed by Ms. Melissa L. Thompson on behalf of Columbia Gas of Ohio,
Inc.