

Pro Star Energy Solutions Slp L.p. DUNS: 13-086-7031

Quick View Report

Company Information

1 Cowboys Way
Frisco, TX 75034

This is a **single location** location.

Telephone (214) 865-6160

Chief Executive: THE OFFICER(S)

Stock Symbol: NA

Year Started 2020

Employees 10

Financial Statement

Sales NA

Net Worth NA

History: NA

Financial Condition: NA

Financing: NA

SIC: 8748

Line of Business: Business consulting services

Corporate Family:

This business is a single location of the corporate family.

Scores

PAYDEX®

80
ON TERMS



Based on up to 24 months of trade.

D&B PAYDEX® Key



High risk of late payment
(average 30 to 120 days beyond terms)



Medium risk of late payment
(average 30 days or less beyond terms)



Low risk of late payment
(average prompt to 30+ days sooner)

Credit Limit Recommendation

Risk Category
Moderate

Conservative Credit Limit
\$2.5k
Aggressive Credit Limit
\$15k



Rating
1R3

Number of employees: **1R** indicates 10 or more employees
Composite Credit Appraisal: **3** is fair

The credit rating was assigned based on D&B's assessment of the company's financial ratios and its cash flow. For more information, see the D&B Rating Key.

Below is an overview of the company's rating history since 05/22/2020

D&B Rating	Date Applied
1R3	2021-03-30
--	2020-05-22

The Summary Analysis section reflects information in D&B's file as of September 15, 2021

D&B Viability Rating

7

Viability Score

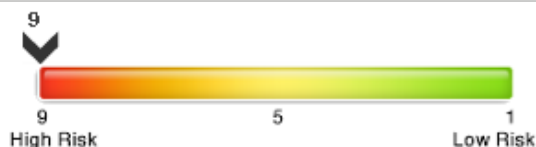


Compared to ALL US Businesses within the D&B Database:

- Level of Risk: **High to Moderate Risk**
- Businesses ranked 7 have a probability of becoming no longer viable: **27%**
- Percentage of businesses ranked 7: **14%**
- Across all US businesses, the average probability of becoming no longer viable: **14%**

9

Portfolio Comparison



Compared to ALL US Businesses within the D&B Database:

- Model Segment: **Established Trade Payments**
- Level of Risk: **High Risk**
- Businesses ranked 9 within this model segment have a probability of becoming no longer viable: **23%**
- Percentage of businesses ranked 9 within this model segment: **3%**
- Within this model segment, the average probability of becoming no longer viable: **5%**

B

Data Depth Indicator

G
DescriptiveB
↓A
Predictive

Data Depth Indicator:

Rich Firmographics
 Extensive Commercial Trading Activity
 Basic Financial Attributes

J

Company Profile

Financial
DataNot
AvailableTrade
PaymentsAvailable
(3+Trade)Company
Size

Medium

Years in
Business

Young

Compared to ALL US Businesses within the D&B Database:

- Financial Data: **Not Available**
- Trade Payments: **Available: 3+Trade**
- Company Size: **Medium: Employees: 10-49 or Sales: \$100K-\$499K**
- Years in Business: **Young: <5**

History & Operations

History

The following information was reported: **08/14/2021**

Officer(s):
 ERIC SUDOL, CEO-PRES

The Texas Secretary of State's business registrations file showed that Pro Star Energy Solutions SLP L.P. was registered as a Limited Partnership on April 13, 2020, under file registration number 0803592001.
 Business started 2020.
 ERIC SUDOL. Antecedents not available.

Operations

08/14/2021

Description:
 Provides business consulting services, specializing in energy conservation.

Terms are undetermined. Sells to undetermined.

Employees: 10 which includes officer(s).

Facilities: Occupies premises in a building.

SIC & NAICS

SIC:
 Based on information in our file, D&B has assigned this company an extended 8-digit SIC. D&B's use of 8-digit SICs enables us to be more specific to a company's operations than if we use the standard 4-digit code. The 4-digit SIC numbers link to the description on the Occupational Safety & Health Administration (OSHA) Web site. Links open in a new browser window.

8748 9904 Energy conservation consultant

NAICS:
541690 Other Scientific and Technical Consulting Services

PAYDEX®®

The D&B PAYDEX® is a unique, dollar weighted indicator of payment performance based on up to 7 payment experiences as reported to D&B by trade references.

3 Month PAYDEX®

80 ▲

When weighted by dollar amount,
payments to suppliers average ON TERMS terms.

Based on payments collected over the last 3 months




24 Month PAYDEX®

80 ▲

When weighted by dollar amount,
payments to suppliers average ON TERMS terms.

Based on payments collected over the last 24 months

When dollar amounts are not considered, then approximately 100 of the company's payments are within terms.

-  High risk of late payment (average 30 to 120 days beyond terms)
-  Medium risk of late payment (average 30 days or less beyond terms)
-  Low risk of late payment (average prompt to 30+ days sooner)

Payments Summary

Total (Last 24 Months): 7

	Total Received	Total Dollar Amount	Largest High Credit Payment summary	Within Terms	31	Days Slow		
						30-80	81-90	90
Top Industries								
Telephone communictns	1	\$7,500.00	\$7,500.00	100%	0	0	0	0
Other Categories								
Cash experiences	5	\$1,100	\$500	--	--	--	--	--
Unknown	1	\$50	\$50	--	--	--	--	--
Unfavorable comments	0	\$0	\$0	--	--	--	--	--
Placed for collections with D&B:	0	\$0	\$0	--	--	--	--	--
Other	0	N/A	\$0	--	--	--	--	--
Total in D&B's file	7	\$8,650	\$7,500	--	--	--	--	--

The highest Now Owes on file is \$0


The highest Past Due on file is \$0

There are 7 payment experience(s) in D&Bs file for the most recent 24 months, with 4 experience(s) reported during the last three month period.

Payments Details

Total (Last 24 Months): 7

Date	Paying Record	High Credit	Now Owes	Past Due	Selling Terms	Last sale w/f (Mo.)
07/2021	Ppt	\$7,500	\$0	\$0	--	1 mo
07/2021	(002)	\$500	--	--	Cash account	1 mo
07/2021	(003)	\$250	--	--	Cash account	1 mo
07/2021	(004)	\$250	--	--	Cash account	1 mo
01/2021	(005)	\$50	\$0	\$0	Cash account	6-12 mos
10/2020	(006)	\$50	--	--	--	1 mo
10/2020	(007)	\$50	--	--	Cash account	4-5 mos

Payments Detail Key:  30 or more days beyond terms

Accounts are sometimes placed for collection even though the existence or amount of the debt is disputed.

Payment experiences reflect how bills are met in relation to the terms granted. In some instances payment beyond terms can be the result of disputes over merchandise, skipped invoices etc.

Each experience shown is from a separate supplier. Updated trade experiences replace those previously reported.

Banking and Finance

Statement Update

Key Business Ratios from D&B

We currently do not have enough information to generate the graphs for the selected Key Business Ratio.

- [This Company](#)

Key Financial Comparisons

	(\$)	(\$)	(\$)
This Company's Operating Results Year Over Year			
Net Sales	NA	NA	NA
Gross Profit	NA	NA	NA
Net Profit	NA	NA	NA
Dividends / Withdrawals	NA	NA	NA
Working Capital	NA	NA	NA
This Company's Assets Year Over Year			
Cash	NA	NA	NA
Accounts Receivable	NA	NA	NA
Notes Receivable	NA	NA	NA
Inventories	NA	NA	NA
Other Current	NA	NA	NA
Total Current	NA	NA	NA
Fixed Assets	NA	NA	NA
Other Non Current	NA	NA	NA
Total Assets	NA	NA	NA
This Company's Liabilities Year Over Year			
Accounts Payable	NA	NA	NA
Bank Loan	NA	NA	NA
Notes Payable	NA	NA	NA
Other Current Liabilities	NA	NA	NA
Total Current Liabilities	NA	NA	NA
Other Long Term and Short Term Liabilities	NA	NA	NA
Deferred Credit	NA	NA	NA
Net Worth	NA	NA	NA
Total Liabilities and Net Worth	NA	NA	NA



We currently do not have any recent financial statements on file for your business. Submitting financial statements can help improve your D&B scores. To submit a financial statement, please call customer service at 800-333-0505.

Key Business Ratios

	This Company	Industry Median	Industry Quartile
Solvency			
Quick Ratio	NA	NA	NA
Current Ratio	NA	NA	NA
Current Liabilities to Net Worth	NA	NA	NA
Current Liabilities to Inventory	NA	NA	NA
Total Current	NA	NA	NA
Fixed Assets to Net Worth	NA	NA	NA
Efficiency			
Collection Period	NA	NA	NA
Inventory Turn Over	NA	NA	NA
Sales to NWC	NA	NA	NA
Acct Pay to Sales	NA	NA	NA
Profitability			
Return on Sales	NA	NA	NA
Return on Assets	NA	NA	NA
Return on NetWorth	NA	NA	NA

Public Filings

Summary

The following data includes both open and closed filings found in D&B's database on this company.

Record Type	# of Records	Most Recent Filing Date
Bankruptcy Proceedings	0	-
Judgments	0	-
Liens	0	-
Suits	0	-
UCCs	1	10/05/20

The following Public Filing data is for information purposes only and is not the official record.
Certified copies can only be obtained from the official source.

Judgments

We currently don't have enough data to display this section

Liens

We currently don't have enough data to display this section

Suits

We currently don't have enough data to display this section

UCC Filings

Type: Original
Sec.Party: CHAMBERS BANK, RUSSELLVILLE, AR
Debtor: PRO STAR ENERGY SOLUTIONS, L.P.and OTHERS
Filing No.: 200051325492
Filed With: SECRETARY OF STATE/UCC DIVISION, AUSTIN, TX
Date Filed: 10/05/20
Latest Info Received: 10/08/20

The public record items contained herein may have been paid, terminated, vacated or released prior to today's date.

Government Activity

Summary

Borrower (Dir/Guar): NO
Administrative Debt: NO
Contractor: NO
Grantee: NO
**Party excluded
from federal program(s):** NO

Possible Candidate:

Labor Surplus Area: N/A
Small Business: YES (2021)
8(A) Firm: N/A

The public record items contained herein may have been paid, terminated, vacated, or released prior to today's date

The public record items contained herein may have been paid, terminated, vacated or released prior to today's date.

Special Events

N/A

Corporate Linkage

Parent

Company Name	DUNS #	City, State
PRO STAR ENERGY SOLUTIONS SLP, L.P.	13-086-7031	FRISCO, TEXAS

This foregoing document was electronically filed with the Public Utilities

Commission of Ohio Docketing Information System on

9/16/2021 9:48:06 AM

in

Case No(s). 11-3946-EL-AGG

Summary: Exhibit Response Exhibit C-5 electronically filed by Mr. Greg Scheffler on behalf of Blue & Silver Energy Consulting LLC