


FILE

RECEIVED-DOCKETING DIV

2017 DEC -8 AM 11:18

Customized Energy Solutions



PUCO

December 7, 2017

VIA ELECTRONIC FILING

Public Utilities Commission of Ohio
Docketing Division
13th Floor
180 East Broad Street
Columbus, Ohio 43215-3793

Re: Current Power & Gas Inc. Application for Certification as a Competitive Retail Natural Gas Supplier
Docket No.: 17-2365-GA-CRS – Amendment to Exhibit C-7

Dear Docketing Division,

Current Power & Gas Inc. ("Current"), which has filed its to its Competitive Retail Natural Gas Supplier (CRNGS) Application at Docket No.: 17-2365-GA-CRS, hereby submits a revised version of its Dun and Bradstreet Report for Exhibit C-7, as requested by PUCO staff.

Please direct any correspondence and communication regarding this submission to the undersigned.

Respectfully Submitted,

s. Kira S. Bryers
Kira S. Bryers
Customized Energy Solutions
Phone: 267-238-4785
Email: kbryers@ces-ltd.com

On behalf of Current Power & Gas Inc.

This is to certify that the images appearing are an accurate and complete reproduction of a case file document delivered in the regular course of business.
Technician le Date Processed 12/8/17

Summary

Report as of: 12-06-2017

CURRENT POWER & GAS INC.

Tradestyle(s)

ACTIVE SINGLE LOCATION

Address: 8899 E. Suney Avenue, Scottsdale, AZ, 85260, UNITED STATES
Phone: (800) 975-7202
D-U-N-S: 08-013-5260
Alerts:

| PAYDEX® Score | Delinquency Predictor Percentile | Financial Stress Percentile | D&B Viability Rating |
|---------------|----------------------------------|-----------------------------|----------------------|
| 80 | 67 | 69 | 5 7 C L |

Company Profile

D-U-N-S
08-013-5260

Mailing Address
United States

Employees
12

Legal Form
Corporation (US)

Telephone
(800) 975-7202

Age (Year Started)
2 years (2015)

Ownership
Not publicly traded

Named Principal
David Coburn, PRIN

Line of Business
Electric services

Risk Assessment

PAYDEX® Score

80

Low Risk (100)

High Risk (0)

Pays On Time

Past 12 Months

Delinquency Predictor Percentile

67

Low Risk (100)

High Risk (1)

Company's risk level is: **MODERATE**

Past 12 Months

Probability of delinquency over the next 12 months: **4.03%**



Financial Stress Percentile

69

Low Risk (100)

High Risk (1)

Company's risk level is: **LOW-MODERATE**

Past 12 Months

Probability of failure over the next 12 months: **0.14%**



Supplier Evaluation Risk Rating

5

Low Risk (1)

High Risk (9)

Company's risk level is: **MODERATE**

Moderate risk of supplier experiencing severe financial stress over the next 12 months

Past 12 Months



Overall Business Risk

Overall Business Risk: **MODERATE**

Maximum Credit Recommendation

US\$ 25,000

Dun & Bradstreet Thinks...

- Overall assessment of this company: **STABILITY CONCERNS**
- Based on the perceived sustainability of this company: **LIKELIHOOD OF DISCONTINUED OPERATIONS**
- Based on the payment behavior of this company: **MODERATE-POTENTIAL-FOR-SEVERELY-DELINQUENT-PAYMENTS**

The recommended limit is based on a moderately low probability of severe delinquency.

D&B Rating

Current Rating as of 01-21-2016

Special Rating

Undetermined

D&B Viability Rating

Portfolio Comparison Score

7

Low Risk (1)

High Risk (9)

Company's risk level is: **MODERATE-HIGH**

Probability that a company will go out of business, become dormant/inactive, or file for bankruptcy/insolvency within the next 12 months: 7%

Legal Events



| Events | Occurrences | Last Filed |
|--------------|-------------|------------|
| Bankruptcies | 0 | - |
| Judgments | 0 | - |
| Liens | 0 | - |
| Suits | 0 | - |
| UCC | 0 | - |

Trade Payments



Highest Past Due

US\$ 0

Highest Now Owing
US\$ 5,000

Total Trade Experiences
8

Largest High Credit
US\$ 20,000

Average High Credit
US\$ 9,071

Ownership



We are unable to locate ownership information for this business.

Peers



You have not yet added any peers.

Financial Overview



This company has not provided financial statements to D&B.

Inquiries



12 Month Summary

Total number of Inquiries

3

Unique Customers

2

Risk Assessment

PAYDEX® Score

Based on 24 months of data

80

Risk of Slow Pay
LOW

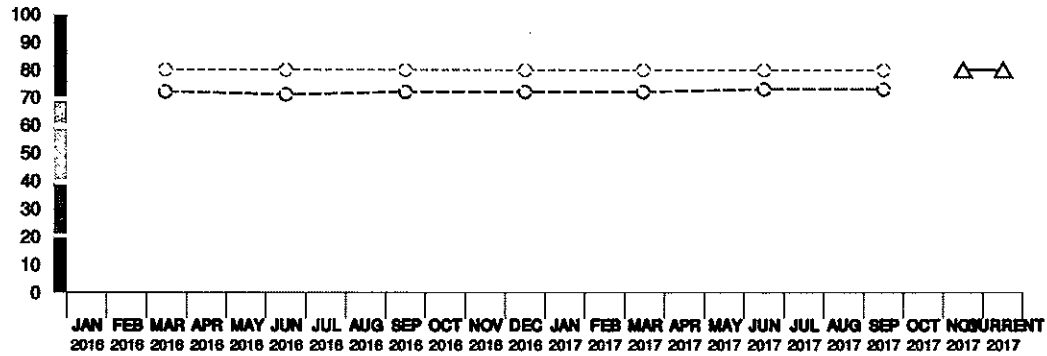
Payment Behavior
Pays on time

Low Risk (100)

High Risk (1)

Based on a D&B PAYDEX® Score of 80

Business and Industry Trends



PAYDEX® Score Industry Median Risk

Industry Lower Risk

Understand My Score

Payment History

Total Last 24 Months: 8

[View All](#)


| Date of Experience | Payment Status | Selling Terms | High Credit (US\$) | Now Owes (US\$) | Past Due (US\$) | Months Since Last Sale |
|--------------------|----------------|---------------|--------------------|-----------------|-----------------|------------------------|
| 12/17 | - | Cash account | - | - | - | 1 |
| 11/17 | Pays Promptly | N15 | 20,000 | 0 | 0 | 1 |

| | | | | | | |
|-------|---------------|-----|--------|-------|---|---|
| 11/17 | Pays Promptly | N15 | 20,000 | 0 | 0 | 1 |
| 11/17 | Pays Promptly | N30 | 15,000 | 0 | 0 | 1 |
| 11/17 | Pays Promptly | N30 | 5,000 | 5,000 | 0 | 1 |

Keys

| PAYDEX® | Payment Practices |
|----------------|----------------------------|
| 100 | Anticipate |
| 90 | Discount |
| 80 | Prompt |
| 70 | 15 Days Beyond Terms |
| 60 | 22 Days Beyond Terms |
| 50 | 30 Days Beyond Terms |
| 40 | 60 Days Beyond Terms |
| 30 | 90 Days Beyond Terms |
| 20 | 120 Days Beyond Terms |
| 1-19 | Over 120 Days Beyond Terms |
| UN | Unavailable |

Delinquency Predictor Score

| | | |
|---|--------------|---------------|
|  | Score | Class |
| | 523 | 3 |
| Low Risk (100) | | High Risk (1) |

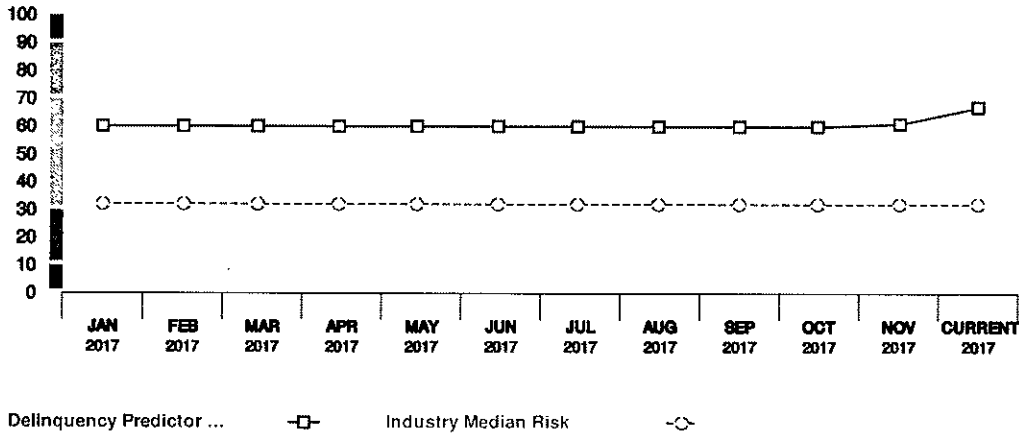
Based on a D&B Delinquency Predictor Percentile of 67

Factors Affecting Your Score:

- Limited number of satisfactory payment experiences
- Higher risk region based on delinquency rates for this region
- Higher risk industry based on delinquency rates for this industry
- Limited time under present management control
- Limited business activity signals reported in the past 12 months
- Decreasing trend in reported number of payment experiences

| | | |
|---------------|----------------------------|--|
| Level of risk | Probability of Delinquency | Compared to Businesses in D&B Database |
| Moderate | 4.03% | 10.2% |

Business and Industry Trends



Financial Stress Score

69

Score **1510 --** Class **2**

Low Risk (100) High Risk (1)

Based on a D&B Financial Stress Percentile of 69

Factors Affecting Your Score:

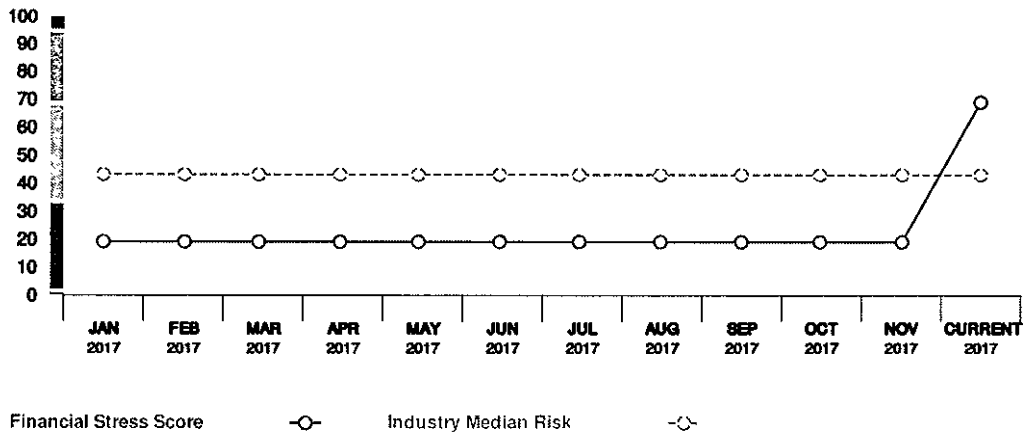
- Limited time under present management control

Level of risk
Low-Moderate

Probability of Failure
0.14%

Average Probability of Failure for
Businesses in D&B Database
0.48%

Business and Industry Trends



Supplier Evaluation Risk Rating

Based on 24 months of data

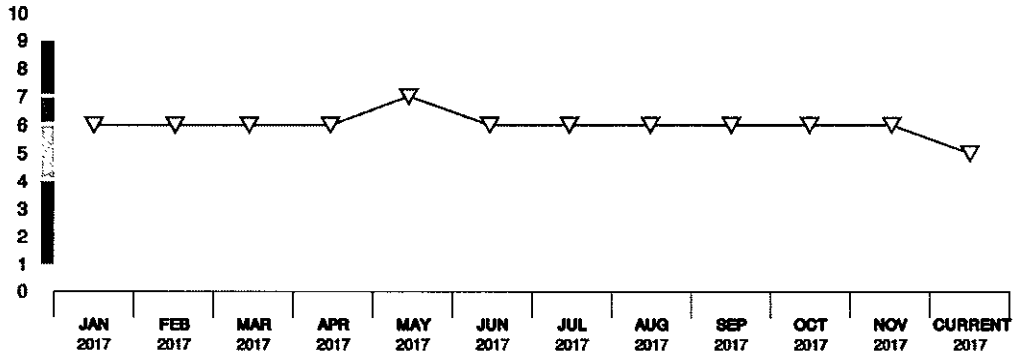
5

Low Risk (1) High Risk (9)

Factors Affecting Your Score:

- Limited time under present management control
- Limited business activity signals reported in the past 12 months


Business and Industry Trends



Supplier Evaluation Sc...

Maximum Credit Recommendation

Overall Business Risk



Maximum Credit Recommendation

US\$ 25,000

The recommended limit is based on a moderately low probability of severe delinquency.

Dun & Bradstreet Thinks...

- Overall assessment of this company: **STABILITY CONCERNS**
- Based on the perceived sustainability of this company: **LIKELIHOOD OF DISCONTINUED OPERATIONS**
- Based on the payment behavior of this company: **MODERATE-POTENTIAL-FOR-SEVERELY-DELINQUENT-PAYMENTS**

D&B Rating

Current Rating as of 01-21-2016

Special Rating

--

Undetermined

D&B Viability Rating

Portfolio Comparison Score

7

Level of risk
Moderate-High

Rating Confidence Level
Decision Support

Low Risk (1)

High Risk (9)

Probability of becoming no longer viable
7%

Percentage of businesses ranked with this score
14%

Average probability of becoming no longer viable
5%

Viability Score

Level of risk
Low

5

Low Risk(1)

High Risk (9)

Probability of becoming no longer viable
7%Percentage of businesses ranked with this score
14%Average probability of becoming no longer viable
14%**Data Depth Indicator**

Predictive (A)

Descriptive (G)

- Rich Firmographics
- Extensive Commercial Trading Activity
- No Financial Attributes

Company Profile**Financial Data**

Not Available

Trade Payments

Available

Company Size

Small

Years in Business

Young

Compared to ALL US Businesses within the D&B Database:

- Financial Data : Not Available
- Trade Payments : Available: 3+Trade
- Company Size : Small: Employees: <10 and Sales: <\$10K or Missing
- Years in Business : Young: <5

Trade Payments**Trade Payments Summary**

Overall Payment Behavior

0

Pays on time

% of Trade Within Terms

100%

Highest Past Due

US\$ 0**Highest Now Owning:**

US\$ 5,000

Total Trade Experiences:

8

Largest High Credit:
US\$ 20,000Average High Credit:
US\$ 9,071**Total Unfavorable Comments :**

0

Largest High Credit:
US\$ 0**Total Placed in Collections:**

0

Largest High Credit:
US\$ 0**Trade Payments By Credit Extended**

Dispute Payments

Range of Credit Extended (US\$)**Number of Payment Experiences****% Within Terms**

100,000 -

0

0

50,000 - 99,999

0

0

15,000 - 49,999

3

100

5,000 - 14,999

1

100

| | | |
|---------------|---|-----|
| 1,000 - 4,999 | 1 | 100 |
| - 999 | 2 | 100 |

Trade Payments By Industry

| Industry Category | Number of Payment Experiences | Largest High Credit (US\$) | % Within Terms (Expand to View) |
|--|-------------------------------|----------------------------|---------------------------------|
| 49 - Electric, Gas and Sanitary Services | 3 | 20,000 | |
| 4911 - Electric services | 3 | 20,000 | 100 |
| 51 - Wholesale Trade - Nondurable Goods | 1 | 15,000 | |
| 5199 - Whol nondurable goods | 1 | 15,000 | 100 |
| 73 - Business Services | 1 | 5,000 | |
| 7389 - Misc business service | 1 | 5,000 | 100 |
| 87 - Engineering Accounting Research Management and Related Services | 2 | 2,500 | |
| 8748 - Business consulting | 2 | 2,500 | 100 |

Trade Lines

| Date of Experience | Payment Status | Selling Terms | High Credit (US\$) | Now Owes (US\$) | Past Due (US\$) | Months Since Last Sale |
|--------------------|----------------|---------------|--------------------|-----------------|-----------------|------------------------|
| 12/17 | - | Cash account | - | - | - | 1 |
| 11/17 | Pays Promptly | N15 | 20,000 | 0 | 0 | 1 |
| 11/17 | Pays Promptly | N15 | 20,000 | 0 | 0 | 1 |
| 11/17 | Pays Promptly | N30 | 15,000 | 0 | 0 | 1 |
| 11/17 | Pays Promptly | N30 | 5,000 | 5,000 | 0 | 1 |
| 11/17 | Pays Promptly | N30 | 2,500 | 0 | 0 | 1 |
| 11/17 | Pays Promptly | N30 | 500 | 0 | 0 | 1 |
| 11/17 | Pays Promptly | N30 | 500 | 250 | 0 | 1 |

Legal Events

| Judgments | Liens | Suits | UCC Filings |
|------------------|------------------|------------------|------------------|
| 0 | 0 | 0 | 0 |
| Latest Filing: - | Latest Filing: - | Latest Filing: - | Latest Filing: - |

D&B has not received any Public Filings for this company

Special Events

09-08-2017

HURRICANE HARVEY 2017: This business is located in a FEMA designated disaster zone impacted by the effects of Hurricane Harvey. It is reported that thousands of people and businesses in Southern Texas have been displaced due to catastrophic flooding. The extent of impact to this business is currently unknown; additional information will be provided as it becomes available.

08-28-2017

Business address has changed from 1118 Lehman St, Houston, TX, 77018 to 8899 E. Surrey Avenue, Scottsdale, AZ, 85260.:

This information may not be reproduced in whole or in part by any means of reproduction.

Ownership

This business, CURRENT POWER & GAS INC. is not currently part of a family tree.

Company Profile

Company Overview

D-U-N-S

08-013-5260

Mailing Address

United States

Employees

2

Legal Form

Corporation (US)

Telephone

(800) 975-7202

Age (Year Started)

2 years (2015)

Ownership

Not publicly traded

Named Principal

David Coburn, PRIN

Line of Business

Electric services

Business Registration

Corporate and business registrations reported by the secretary of state or other official source as of: -

This data is for informational purposes only, certification can only be obtained through the Office of the Secretary of State.

Registered Name

CURRENT POWER & GAS INC.

Corporation Type

Corporation (US)

Business Commenced On

2015

Principals

Officers

DAVID COBURN, PRIN

SCOTT OSUNA, VP

Directors

DIRECTOR(S): THE OFFICER(S)

Company Events

The following information was reported on: 12-05-2017

The Delaware Secretary of State's business registrations file showed that Current Power & Gas Inc. was registered as a Corporation on November 30, 2015, under the file registration number 5920667.

Business started 2015.

DAVID COBURN. Antecedents are undetermined.

Additional phone no: 602 315-1231

Business address has changed from 1118 Lehman St, Houston, TX, 77018 to 8899 E. Surrey Avenue, Scottsdale, AZ, 85260.

Business Activities And Employees

The following information was reported on: 12-05-2017

Business Information

Description Provides electric services (100%).
Terms are undetermined. Sells to undetermined.

Employees 2 which includes officer(s).

Financing Status Unsecured

SIC/NAICS Information

| SIC Codes | SIC Description | Percentage of Business |
|-----------|-------------------|------------------------|
| 4911 | Electric services | - |
| 49110000 | Electric services | - |

| NAICS Codes | NAICS Description |
|-------------|---------------------------------|
| 221118 | Other Electric Power Generation |

Government Activity

Dispute Government Activity

Activity Summary

Borrower(Dir/Guar) No

Administrative Debt No

Contractor No

Grantee No

Party excluded from federal program(s) No

Possible candidate for socio-economic program consideration

| | |
|---------------------------|-----|
| 8(A) Firm | Yes |
| Labor Surplus Area | Yes |
| Small Business | Yes |

Financials

D&B currently has no financial information on file for this company

Inquiries

Inquiries-Summary - 12 Month

Total number of Inquiries

3

Unique Customers


2

Inquiries-Summary

There have been no inquiries on your company in the past 12 months.

| SIC/Sector | Type | Date |
|---|---------------------|-------------|
| TCEGS - Transportation, Communications, Electric, Gas and Sanitary Services | - Electric services | |
| &B Risk Solution | | 2017-01-17 |
| MINING - Mining | | |
| - Crude petroleum and natural gas | D&B Risk Solution | 2017-04-19 |
| - Crude petroleum and natural gas | D&B Risk Solution | 2017-04-19 |

Inquiries Trends - 12 Month





Top-Five-Inquiries

By SIC Sector

| | |
|---|---|
| Mining | 2 |
| Transportation, Communications, Electric, Gas and Sanitary Services | 1 |

By Report Type

| | |
|-------------------|---|
| D&B Risk Solution | 3 |
|-------------------|---|

All-Inquiries

| Industry | Total Inquiries | Last 30 Days | Last 90 Days | Last 180 Days | Last 365 Days |
|---|-----------------|--------------|--------------|---------------|---------------|
| Mining | 2 | 0 | 0 | 0 | 2 |
| Transportation, Communications, Electric, Gas and Sanitary Services | 1 | 0 | 0 | 0 | 1 |

Peers Inquiries

Please add a peer from peers page to start the comparison.

This information may not be reproduced in whole or in part by any means of reproduction.