



Legal Department

April 6, 2017

Chairman Asim Z. Haque  
Public Utilities Commission of Ohio  
180 East Broad Street  
Columbus, OH 43215-3793

Re: **In the Matter of the Application of** )  
**Superamerica** )  
**and Ohio Power Company** ) **Case No. 17-0294-EL-EEC**  
**for Approval of a Special Arrangement** )  
**Agreement with a Mercantile Customer** )

**Ryan Aguiar**  
Fellow  
Regulatory Services  
(614) 716-2931 (T)  
(614) 716-2950 (F)  
[raguiar@aep.com](mailto:raguiar@aep.com)

Dear Chairman Haque,

Attached please find the Joint Application of Ohio Power Company (AEP Ohio) and the above-referenced mercantile customer for approval of a Special Arrangement of the commitment of energy efficiency/peak demand reduction (EE/PDR) resources toward compliance with the statutory benchmarks for 2017 (hereinafter "Joint Application").

Amended Substitute Senate Bill 221, codified at R.C. 4928.66, sets forth EE/PDR benchmarks that electric distribution utilities are required to meet or exceed. The statute allows utilities to include EE/PDR resources committed by mercantile customers for integration into the utilities' programs to be counted toward compliance with a utility's EE/PDR benchmarks. The statute also enables the Commission to approve special arrangements for mercantile customers that commit EE/PDR resources to be counted toward compliance with EE/PDR benchmarks.

The Commission's Order in Case No. 10-834-EL-EEC established a streamlined process to expedite review of these special arrangements by developing a sample application process for parties to follow for consideration of such programs implemented during the prior three calendar years. The attached Joint Application and affidavit conforms with AEP Ohio's version of the streamlined sample application. As requested by Commission Staff, any confidential information referenced in the Joint Application has been provided confidentially to Commission Staff for filing in Commission Docket 10-1599-EL-EEC and subject to the confidentially protections of R.C. 4901.16 and OAC 4901-1-24(E). AEP Ohio respectfully requests that the Commission treat the two cases as associated dockets and that any confidential information provided to Staff for filing in connection with the Joint Application be subject to the protective order requested in Docket 10-1599-EL-EEC.

Cordially,

/s/ Ryan Aguiar  
Ryan Aguiar

Attachments

**Case No.:** 17-0294-EL-EEC

Mercantile Customer: SUPERAMERICA

Electric Utility: Ohio Power

Program Title or Description: AEP Ohio Business Incentives for Energy Efficiency: Self Direct Program

Rule 4901:1-39-05(F), Ohio Administrative Code (O.A.C.), permits a mercantile customer to file, either individually or jointly with an electric utility, an application to commit the customer's existing demand reduction, demand response, and energy efficiency programs for integration with the electric utility's programs. The following application form is to be used by mercantile customers, either individually or jointly with their electric utility, to apply for commitment of such programs in accordance with the Commission's pilot program established in Case No. [10-834-EL-POR](#)

Completed applications requesting the cash rebate reasonable arrangement option (Option 1) in lieu of an exemption from the electric utility's energy efficiency and demand reduction (EEDR) rider will be automatically approved on the sixty-first calendar day after filing, unless the Commission, or an attorney examiner, suspends or denies the application prior to that time. Completed applications requesting the exemption from the EEDR rider (Option 2) will also qualify for the 60-day automatic approval so long as the exemption period does not exceed 24 months. Rider exemptions for periods of more than 24 months will be reviewed by the Commission Staff and are only approved up the issuance of a Commission order.

Complete a separate application for each customer program. Projects undertaken by a customer as a single program at a single location or at various locations within the same service territory should be submitted together as a single program filing, when possible. Check all boxes that are applicable to your program. For each box checked, be sure to complete all subparts of the question, and provide all requested additional information. Submittal of incomplete applications may result in a suspension of the automatic approval process or denial of the application.

Any confidential or trade secret information may be submitted to Staff on disc or via email at [ee-pdr@puc.state.oh.us](mailto:ee-pdr@puc.state.oh.us).

## Section 1: Company Information

Name: SUPERAMERICA

Principal address: 500 Speedway Drive, Enon, Oh 45323

Address of facility for which this energy efficiency program applies: 821 E Dublin Granville Rd, Columbus, Oh 43229-2415

Name and telephone number for responses to questions:

Kristen Crean, Superamerica, (937) 863-6622

Electricity use by the customer (check the box(es) that apply):

- ☐ The customer uses more than seven hundred thousand kilowatt hours per year at our facility. (Please attach documentation.)

See Confidential and Proprietary Attachment 4 – Calculation of Rider Exemption and UCT which provides the facility consumption for the last three years, benchmark kWh, and the last 12 months usage.

- ☒ The customer is part of a national account involving multiple facilities in one or more states. (Please attach documentation.) When checked, see Attachment 6 – Supporting Documentation for a listing of the customer's name and service addresses of other accounts in the AEP Ohio service territory.

## Section 2: Application Information

A) The customer is filing this application (choose which applies):

- ☐ Individually, on our own.
- ☒ Jointly with our electric utility.

B) Our electric utility is: Ohio Power Company

The application to participate in the electric utility energy efficiency program is "Confidential and Proprietary Attachment 3 – Self Direct Program Project Completed Application."

C) The customer is offering to commit (choose which applies):

- ☐ Energy savings from our energy efficiency program. (Complete Sections 3, 5, 6, and 7.)
- ☐ Capacity savings from the customer's demand response/demand reduction program. (Complete Sections 4, 5, 6, and 7.)
- ☒ Both the energy savings and the demand reduction from the customer's energy efficiency program. (Complete all sections of the Application.)

### Section 3: Energy Efficiency Programs

A) The customer's energy efficiency program involves (choose whichever applies):

- ☐ Early replacement of fully functioning equipment with new equipment. (Provide the date on which the customer replaced fully functioning equipment, and the date on which the customer would have replaced your equipment if you had not replaced it early. Please include a brief explanation for how the customer determined this future replacement date (or, if not known, please explain why this is not known)).
- ☒ Installation of new equipment to replace equipment that needed to be replaced. The customer installed new equipment on the following date(s): 11/30/2015
- ☐ Installation of new equipment for new construction or facility expansion. The customer installed new equipment on the following date(s):
- ☐ Behavioral or operational improvement.

B) Energy savings achieved/to be achieved by your energy efficiency program:

- 1) If you checked the box indicating that your project involves the early replacement of fully functioning equipment replaced with new equipment, then calculate the annual savings [(kWh used by the original equipment) - (kWh used by new equipment) = (kWh per year saved)]. Please attach your calculations and record the results below:

Annual savings: kWh

- 2) If you checked the box indicating that you installed new equipment to replace equipment that needed to be replaced, then calculate the annual savings [(kWh used by less efficient new equipment) - (kWh used by the higher efficiency new equipment) = (kWh per year saved)]. Please attach your calculations and record the results below:

Unit Quantity (watts) = Existing (watts x units) - Installed (watts x units)

kWh Reduction (Annual Savings) = Unit Quantity x (Deemed kWh/Unit)

Annual savings: 7,018 kWh

See Confidential and Proprietary Attachment 5 - Self Direct Program Project Calculation for annual energy savings calculations and 10-1599-EL-

EEC for the work papers that provide all methodologies, protocols, and practices used in this application for prescriptive measures, as needed.

Please describe the less efficient new equipment that you rejected in favor of the more efficient new equipment.

See 10-1599-EL-EEC for the work papers that provide all methodologies, protocols, and practices used in this application for prescriptive measures, as needed.

- 3) If you checked the box indicating that your project involves equipment for new construction or facility expansion, then calculate the annual savings [(kWh used by less efficient new equipment) – (kWh used by higher efficiency new equipment) = (kWh per year saved)]. Please attach your calculations and record the results below:

Annual savings: kWh

Please describe the less efficient new equipment that you rejected in favor of the more efficient new equipment.

- 4) If you checked the box indicating that the project involves behavioral or operational improvements, provide a description of how the annual savings were determined.

## Section 4: Demand Reduction/Demand Response Programs

A) The customer's program involves (check the one that applies):

- ☒ Coincident peak-demand savings from the customer's energy efficiency program.
- ☐ Actual peak-demand reduction. (Attach a description and documentation of the peak-demand reduction.)
- ☐ Potential peak-demand reduction check the one that applies):

➤ Choose one or more of the following that applies:

- ☐ The customer's peak-demand reduction program meets the requirements to be counted as a capacity resource under a tariff of a regional transmission organization (RTO) approved by the Federal Energy Regulatory Commission.
- ☐ The customer's peak-demand reduction program meets the requirements to be counted as a capacity resource under a program that is equivalent to an RTO program, which has been approved by the Public Utilities Commission of Ohio.

B) On what date did the customer initiate its demand reduction program?

The coincident peak-demand savings are permanent installations that reduce demand through energy efficiency and were installed on the date specified in Section 3 A above.

C) What is the peak demand reduction achieved or capable of being achieved (show calculations through which this was determined):

Unit Quantity (watts) = Existing (watts x units) – Installed (watts x units)

KW Demand Reduction = Unit Quantity (watts) x (Deemed KW/Unit (watts))

.9 kW

See Confidential and Proprietary Attachment 5 – Self Direct Program Project Calculation for peak demand reduction calculation, and 10-1599-EL-EEC for the work papers that provide all methodologies, protocols, and practices used in this application for prescriptive measures, as needed.

## **Section 5: Request for Cash Rebate Reasonable Arrangement (Option 1) or Exemption from Rider (Option 2)**

Under this section, check the box that applies and fill in all blanks relating to that choice.

Note: If Option 2 is selected, the application will not qualify for the 60-day automatic approval. All applications, however, will be considered on a timely basis by the Commission.

A) The customer is applying for:

☒ Option 1: A cash rebate reasonable arrangement.

OR

☐ Option 2: An exemption from the cost recovery mechanism implemented by the electric utility.

OR

☐ Commitment payment

B) The value of the option that the customer is are seeking is:

Option 1: A cash rebate reasonable arrangement, which is the lesser of (show both amounts):

☒ A cash rebate of \$ 487.50. (Rebate shall not exceed 50% project cost. Attach documentation showing the methodology used to determine the cash rebate value and calculations showing how this payment amount was determined.)

See Confidential and Proprietary Attachment 5 – Self Direct Program Project Calculation for incentive calculations for this mercantile program.

Option 2: An exemption from payment of the electric utility's energy efficiency/peak demand reduction rider.

☐ An exemption from payment of the electric utility's energy efficiency/peak demand reduction rider for \_\_\_\_ months (not to exceed 24 months). (Attach calculations showing how this time period was determined.)



OR

- ☐ A commitment payment valued at no more than \$\_\_\_\_\_. (Attach documentation and calculations showing how this payment amount was determined.)

OR

- ☐ Ongoing exemption from payment of the electric utility's energy efficiency/peak demand reduction rider for an initial period of 24 months because this program is part of an ongoing efficiency program that is practiced by our organization. (Attach documentation that establishes your organization's ongoing efficiency program. In order to continue the exemption beyond the initial 24 month period your organization will need to provide a future application establishing additional energy savings and the continuance of the organization's energy efficiency program.)

## Section 6: Cost Effectiveness

The program is cost effective because it has a benefit/cost ratio greater than 1 using the (choose which applies):

- ☐ Total Resource Cost (TRC) Test. The calculated TRC value is: \_\_\_\_\_  
(Continue to Subsection 1, then skip Subsection 2)
- ☒ Utility Cost Test (UCT). The calculated UCT value is: 3.97 (Skip to Subsection 2.)

### Subsection 1: TRC Test Used (please fill in all blanks).

The TRC value of the program is calculated by dividing the value of our avoided supply costs (generation capacity, energy, and any transmission or distribution) by the sum of our program overhead and installation costs and any incremental measure costs paid by either the customer or the electric utility.

The electric utility's avoided supply costs were \_\_\_\_\_.

Our program costs were \_\_\_\_\_.

The utility's incremental measure costs were \_\_\_\_\_.

### Subsection 2: UCT Used (please fill in all blanks).

We calculated the UCT value of our program by dividing the value of our avoided supply costs (capacity and energy) by the costs to our electric utility (including administrative costs and incentives paid or rider exemption costs) to obtain our commitment.

Our avoided supply costs were \$ 2,103.17

The utility's program costs were \$ 42.11

The utility's incentive costs/rebate costs were \$ 487.50.

## Section 7: Additional Information

Please attach the following supporting documentation to this application:

- Narrative description of your program including, but not limited to, make, model, and year of any installed and replaced equipment.

See Attachment 1 - Self Direct Project Overview and Commitment for a description of the project. See Attachment 6 - Supporting Documentation, for the specifications of the replacement equipment 10-1599-EL-EEC for the work papers that provide all methodologies, protocols, and practices used in this application for prescriptive measures, as needed. Due to the length of time since the equipment replacement, the make, model and year of the replaced equipment is not available.

- A copy of the formal declaration or agreement that commits your program to the electric utility, including:

- 1) any confidentiality requirements associated with the agreement;

See Attachment 2 - Self Direct Program Project Blank Application including Rules and Requirements. All confidentiality requirements are pursuant to the Retrospective Projects/Rules and Requirements that are part of the signed application which is provided as Confidential and Proprietary Attachment 3 - Self Direct Program Project Completed Application.)

- 2) a description of any consequences of noncompliance with the terms of the commitment;

See Attachment 2 - Self Direct Program Project Blank Application including Rules and Requirements. All consequences of noncompliance are pursuant to the Retrospective Projects/Rules and Requirements that are part of the signed application which is provided as Confidential and Proprietary Attachment 3 - Self Direct Program Project Completed Application.

- 3) a description of coordination requirements between the customer and the electric utility with regard to peak demand reduction;

None required because the resources committed are permanent installations that reduce demand through increased efficiency during the Company's peak summer demand period generally defined as May through September and do not require specific coordination and communication to provide demand reduction capabilities to the Company.

- 4) permission by the customer to the electric utility and Commission staff and consultants to measure and verify energy savings and/or peak-demand reductions resulting from your program; and,

See Attachment 2 – Self Direct Program Blank Application including Rules and Requirements granting such permission pursuant to the Retrospective Projects/Rules and Requirements that are part of the signed application which is provided as Confidential and Proprietary Attachment 3 – Self Direct Program Project Completed Application.

- 5) a commitment by you to provide an annual report on your energy savings and electric utility peak-demand reductions achieved.

See Attachment 1 - Self Direct Project Overview and Commitment for the commitment to comply with any information and compliance reporting requirements imposed by rule or as part of the approval of this arrangement by the Public Utilities Commission of Ohio.

- A description of all methodologies, protocols, and practices used or proposed to be used in measuring and verifying program results. Additionally, identify and explain all deviations from any program measurement and verification guidelines that may be published by the Commission.

The Company applies the same methodologies, protocols, and practices to Self Direct Program retrospective projects that are screened and submitted for approval as it does to prospective projects submitted through its Prescriptive and Custom Programs. The Commission has not published a technical reference manual for use by the Company so deviations can not be identified. The project submitted is a prescriptive project and energy savings are determined as described in Confidential and Proprietary Attachment 5 - Self Direct Program Project Calculation, and 10-1599-EL-EEC for the work papers that provide all methodologies, protocols, and practices used in this application for prescriptive measures, as needed.



# Public Utilities Commission

Project # 16-19765  
Docket # 17-0294

## Application to Commit Energy Efficiency/Peak Demand Reduction Programs (Mercantile Customers Only)

Case No.: 17-0294-EL-EEC

State of Ohio :

R-SEKAR IYER, Affiant, being duly sworn according to law, deposes and says that:

1. I am the duly authorized representative of:

DNV GL Energy Services USA Inc. agent of Ohio Power

2. I have personally examined all the information contained in the foregoing application, including any exhibits and attachments. Based upon my examination and inquiry of those persons immediately responsible for obtaining the information contained in the application, I believe that the information is true, accurate and complete.

[Signature] ENGINEER  
Signature of Affiant & Title

Sworn and subscribed before me this 16<sup>th</sup> day of March, 2017 Month/Year

[Signature]  
Signature of official administering oath

Dawn G. Irving / Notary  
Print Name and Title

My commission expires on 9-3-2019



DAWN G IRVING  
NOTARY PUBLIC  
STATE OF OHIO  
Comm. Expires  
September 03, 2019



### Self Direct Project Overview & Commitment

The Public Utility Commission of Ohio (PUCO) will soon review your application for participation in AEP Ohio's Energy Efficiency/Peak Demand Response program. Based on your submitted project, please select by initialing one of the two options below, sign and fax to 877-607-0740.

Customer Name	SUPRAMERICA	
Project Number	AEP-16-19765	
Customer Premise Address	821 E DUBLIN GRANVILLE RD, COLUMBUS, OH 43229-2415	
Customer Mailing Address	500 Speedway Drive, Enon, OH 45323	
Date Received	11/11/2016	
Project Installation Date	11/30/2015	
Annual kWh Reduction	7,018	
Total Project Cost	\$2,667.50	
Unadjusted Energy Efficiency Credit (EEC) Calculation	\$650.00	
Simple Payback (yrs)	4.7	
Utility Cost Test (UCT) for EEC	3.97	
Utility Cost Test (UCT) for Exemption	0.04	
<i>Please Choose One Option Below and Initial</i>		
Self Direct EEC: 75%	\$487.50	<input checked="" type="checkbox"/> Initial: <i>RAP</i>
EE/PDR Rider Exemption	12 Months (with possible extension up to 21 months after PUCO Approval)	<input type="checkbox"/> Initial:

**Note:** This is a one time selection. By selecting EEC, the customer will receive payment in the amount stated above. Selection of EE/PDR rider exemption, will result in the customer not being eligible to participate in any other energy efficiency programs offered by AEP Ohio during the period of exemption. In addition, the term of EE/PDR rider exemption is subject to ongoing review for compliance and could be changed by the PUCO.

If EEC has been selected, will the Energy Efficiency Funds selected help you move forward with other energy efficiency projects?

☒ YES ☐ NO

**Note:** Exemptions for periods beyond 24 months are subject to look-back or true-up adjustments every year to ensure that the exemption accurately reflects the EEDR savings. Applicants must file for renewal for any exemption beyond 12 months.

#### Project Overview:

The Self Direct (Prescriptive and Custom) project that the above has completed and applied is as follows.  
The project installed two (2) solid door freezers, two (2) solid door refrigerators and one (1) ice make

The documentation that was included with the application proved that the energy measures applied for were purchased and installed.

*By signing this document, the Mercantile customer affirms its intention to commit and integrate the above listed energy efficiency resources into the utility's peak demand reduction, demand response, and energy efficiency programs. By signing, the Mercantile customer also agrees to serve as a joint applicant in any filings necessary to secure approval of this arrangement by the Public Utilities Commission of Ohio, and comply with any information and compliance reporting requirements imposed by rule or as part of that approval.*

Ohio Power Company

SUPRAMERICA

By: *John J. Williams*  
Title: Manager  
Date: 3/13/2017

By: *RAP*  
Title: Commodity Manager Utilities  
Date: 3/13/2017





## APPLICATION GUIDELINES

All 2016 AEP Ohio Business Incentives Program projects must be completed and Final Applications received no later than October 28, 2016, in order to qualify for incentives identified in this application.

### Step 1: Verify Eligibility

- ✓ Customer must have a valid AEP Ohio account.
- ✓ Equipment/measure must be installed at facilities served by the AEP Ohio account.
- ✓ Project must produce permanent reduction in electrical energy use (kWh).
- ✓ All installed equipment must meet or exceed the specifications in the application.
- ✓ Please see the **Terms and Conditions for Self-Direct** or **Terms and Conditions** for all other programs for program eligibility and requirements.

### Step 2: Complete Applicant Information

- ✓ All fields in customer and project information sections must be completed.
- ✓ Solution Provider/contractor information must be completed if project is not self-performed.

### Step 3: Complete the Incentive Worksheet(s)

- ✓ Find and read specifications related to the project.
- ✓ Ensure new equipment/measure meets or exceeds the specifications.
- ✓ Choose the incentive category on the worksheet based on the installed equipment and specifications.
- ✓ Complete all fields (fixture description, operating hours, etc.) on the related worksheet.

### Step 4: Sign Customer Agreement

- ✓ Read the Terms and Conditions before signing and submitting the application.
- ✓ Sign Pre-Approval Agreement and submit the application to reserve funds.
- ✓ Sign Final Application Agreement and submit the application after the project is completed.
- ✓ Complete Third Party Payment Release Authorization ONLY if incentive payment is to be paid to an entity other than AEP Ohio customer listed on the Applicant Information page.

### Step 5: Submit Pre-Approval Application<sup>1</sup> (For Self-Direct applications, skip to Step 7)

- ✓ Submitting a Pre-Approval Application to determine

qualification and reserve program funds for a project is strongly recommended.

- ✓ All custom measures require pre-approval.
- ✓ Complete all fields for Pre-Approval Agreement section.
- ✓ **Pre-Approval Application must be submitted with:**
  - **Proposed scope of work (type and quantity of old and new equipment must be listed)**
  - **Specification sheets for all proposed equipment**
  - **W-9 form**
- ✓ Submit application via email, fax or mail.
- ✓ During the application review, an inspection may be required; the team will contact applicants requiring an inspection for scheduling.

### Step 6: Complete Project

- ✓ New equipment must be installed and operational to submit a Final Application.

### Step 7: Submit Final Application

- ✓ Submit a Final Application.
- ✓ Use the same application used during pre-approval (if applicable).
  - Change Application Type to Final Application
- ✓ Complete all fields for Final Application Agreement section.
- ✓ Update the application if there are any changes (customer contact, incentive measure, equipment, etc.).
- ✓ **Final Application must be submitted with:**
  - **Dated and itemized material invoice**
  - **External labor invoice (if applicable)**
  - **If Pre-Approval Application was not submitted, include the documents listed on Step 5**
- ✓ Submit application via email, fax or mail.
- ✓ During the application review, an inspection may be required; the team will contact applicants requiring an inspection for scheduling.

*Additional steps are required for Self-Direct applications after application submission. Please see the Self-Direct Terms and Conditions for details.*

### AEP Ohio Business Incentives Program

5777 Frantz Road, Dublin, OH 43017

Phone: (877) 607-0739 | Fax: (877) 607-0740

aepohioincentives@dnvgl.com

Visit our website at [AEPohio.com/solutions](http://AEPohio.com/solutions)

<sup>1</sup>A Pre-Approval Application is not a guarantee of an incentive; the actual incentive will be based on the energy savings and equipment installed as determined in the Final Application. Funds are reserved for 90 days, unless an applicant is granted an extension. The program team reserves the right to contact the customer before the reservation expiration date to ensure that the project is moving forward. If the project is not underway, the reservation may be cancelled. Reserved funds are not transferable to other projects, facilities and/or customers. A waiting list will be established when funds become fully subscribed.



## CHECKLIST

### PRE-APPROVAL APPLICATION

#### Required Attachments

- ☐ Completed Applicant Information form
- ☐ Completed Incentives Requested section of Application form
- ☐ Signed Customer Agreement form
- ☐ Equipment specifications
- ☐ Proposed scope of work (required on Custom projects and recommended for all projects)
- ☐ W-9 (required for LLC, individual, partnership, property management companies)

#### Applicable Incentive Worksheets

Please complete worksheets for checked boxes.

- ☐ Lighting
- ☐ HVAC
- ☐ Motors & Drives
- ☐ Compressed Air
- ☐ Refrigeration/Food Service
- ☐ Agriculture & Miscellaneous
- ☐ Transformer
- ☐ UPS
- ☐ Custom

Application date \_\_\_\_\_  
Estimated incremental project cost \_\_\_\_\_  
Expected completion date \_\_\_\_\_

Incomplete applications will delay processing and reservation of funds.

### FINAL APPLICATION

#### Required Attachments

- ☐ Completed Applicant Information form
- ☐ Completed and signed Final Payment Agreement and Customer Agreement forms
- ☐ Completed Third-Party Payment Release
- ☐ Authorization section (optional)
- ☐ Itemized invoices
- ☐ Equipment specifications<sup>1</sup>
- ☐ Updated scope of work<sup>1</sup>
- ☐ W-9<sup>1</sup> (required for LLC, individual, partnership, property management companies)

#### Incentive Worksheets

Please complete worksheets for checked boxes.

- ☐ Lighting
- ☐ HVAC
- ☐ Motors & Drives
- ☐ Compressed Air
- ☐ Refrigeration/Food Service
- ☐ Agriculture & Miscellaneous
- ☐ Transformer
- ☐ UPS
- ☐ Custom

Application date \_\_\_\_\_  
Final incremental project cost \_\_\_\_\_  
Final completion date \_\_\_\_\_

Incomplete applications will delay processing and incentive payment.  
<sup>1</sup>If submitted with a pre-application, required only if project changed.

### Revised Submittal

Please complete below if this is a revised submittal.

Submittal date \_\_\_\_\_

AEP Project Number (if known) AEP - \_ \_ - \_ \_ \_ \_ \_

### AEP Ohio Business Incentives Program

5777 Frantz Road, Dublin, OH 43017  
Phone: (877) 607-0739 | Fax: (877) 607-0740  
aepohioincentives@dnvgl.com  
Visit our website at [AEPohio.com/solutions](http://AEPohio.com/solutions)





## APPLICANT INFORMATION

AEP Application Number AEP - \_\_ - \_ \_ \_ \_ \_

Application Type (Select One)

### Customer Information

Business Name \_\_\_\_\_

Name as It Appears on Utility Bill \_\_\_\_\_

AEP Ohio Account Number\* at Project Site \_\_\_\_\_ Multiple AEP Ohio Account Numbers for this Project? (Select One)

Taxpayer ID \_\_\_\_ - \_\_\_\_\_ W-9 Tax Status (Select One)

Contact Name \_\_\_\_\_ Contact Title \_\_\_\_\_

**Mailing Address** - where check will be sent

Mailing Address \_\_\_\_\_ City \_\_\_\_\_ State OH Zip \_\_\_\_\_

Phone \_\_\_\_\_ Ext. \_\_\_\_\_ Contact Email \_\_\_\_\_

How Did You Hear About the Program? (Select One) \_\_\_\_\_ AEP OH Energy Advisor \_\_\_\_\_

### Project Information

Project Name (if applicable) \_\_\_\_\_

☐ Check if mailing address and project site address are the same.

Project Site Address \_\_\_\_\_ City \_\_\_\_\_ State OH Zip \_\_\_\_\_

Building Type (Select One) \_\_\_\_\_ Shift (Select One) \_\_\_\_\_

Annual Operating Hours \_\_\_\_\_ Building Area (sq. ft.) \_\_\_\_\_

Construction Type (Select One)

Does the facility have a data center? (Select One)

\*Please only enter the first eleven digits of the account number.



## APPLICANT INFORMATION

### Solution Provider/Contractor Information (If project is not self-performed by customer)

Contracting Company Name \_\_\_\_\_

Contact Name \_\_\_\_\_ Title of Contact \_\_\_\_\_

Mailing Address \_\_\_\_\_ City \_\_\_\_\_ State OH Zip \_\_\_\_\_

Phone \_\_\_\_\_ Ext. \_\_\_\_\_ Contact Email \_\_\_\_\_

Who should we contact with questions about the application? ☐ Customer ☐ Contractor

### Primary Contact Information

Contact Name \_\_\_\_\_ Title of Contact \_\_\_\_\_

Phone \_\_\_\_\_ Ext. \_\_\_\_\_ Contact Email \_\_\_\_\_

## INCENTIVE SUMMARY TABLE (THIS TABLE SELF-POPULATES FROM WORKSHEETS)

Incentive Category	Applied for Incentives	Applicable Self- Direct Incentives
Lighting		
HVAC		
Motors		
Motor Rewind		
Drives		
Compressed Air		
Refrigeration/Food Service		
Agriculture		
Miscellaneous		
Custom		
NC Lighting (SD Only)		
Total		

AEP Application Number AEP - \_ \_ - \_ \_ \_ \_ \_



## CUSTOMER AGREEMENT

### Pre-Approval Agreement

By signing this document, I agree to program requirements outlined in the measure specifications, Terms and Conditions, and Final Application Agreement. As an eligible customer, I verify the information is correct and request consideration for participation under this program. Furthermore, I concur that I meet all eligibility criteria in order to receive payment under this program.

[Link to Prescriptive/Custom Terms and Conditions and Final Application Agreement.](#)

Estimated Completion Date

Estimated Project Cost

Total Incentive Requested<sup>1</sup>

Date

AEP Ohio Customer Signature

Print Name

### Final Application Agreement

By signing this document, I agree to program requirements outlined in the measure specifications, Terms and Conditions for the applicable program and Final Application Agreement. As an eligible customer, I verify the information is correct and request consideration for participation under this program. Furthermore, I concur that I meet all eligibility criteria in order to receive payment under this program.

[Link to Prescriptive/Custom Terms and Conditions, and Final Application Agreement](#)

[Link to Self-Direct Terms and Conditions, and Final Application Agreement](#)

Project Completion Year (Select One)

Self-Direct

Project Completion Date

Total Project Cost \$ 0.00

Date

Total Applied for Incentive

Total Requested Incentive<sup>1</sup>

Total Self-Direct Requested Incentive<sup>2</sup>

Print Name

AEP Ohio Customer Signature

SUBMIT VIA EMAIL

PRINT APPLICATION

<sup>1</sup>Incentives are capped at 50% of the project cost and total incentives are capped at \$25,000.

<sup>2</sup>Self-Direct incentives are 75% of Total Requested Incentive, after 50% of the project cost cap and tiering is applied.

AEP Application Number AEP - \_ \_ - \_ \_ \_ \_ \_



## THIRD PARTY PAYMENT

### Third Party Payment Release Authorization (Optional, NOT APPLICABLE TO Self-Direct)

Complete this section **ONLY** if incentive payment is to be paid to an entity other than the AEP Ohio customer.

**Make checks payable to:** Company/Individual \_\_\_\_\_

Mailing Address \_\_\_\_\_ City \_\_\_\_\_ State OH Zip \_\_\_\_\_

Phone \_\_\_\_\_ Ext. \_\_\_\_\_

Taxpayer ID of 3rd Party \_\_\_\_\_ - \_\_\_\_\_ W-9 Tax Status \_\_\_\_\_

By signing this document, I authorize the payment of the incentive to the third party named above and understand that I will not receive the incentive payment from AEP Ohio. I also understand that my release of the payment to a third party does not exempt me from the program requirements outlined in the measure specifications, Terms and Conditions, and Final Application Agreement.

**Print Name**

**Date**

**Customer Signature (AEP Ohio Customer)**

\_\_\_\_\_

\_\_\_\_\_

\_\_\_\_\_



Energy Star

**APPROVED**



# QuietQube® i-1470C Remote Ice Cube Machine

Air-Cooled Ice Cube Machine with Patented CVD Technology®

QuietQube® i-1470C Remote Ice Cube Machine with Patented CVD Technology®

Model

☐ ID-1472C

☒ IY-1474C



ID-1472C Ice Cube Machine - 115V



ICVD Condensing Unit



ID-1472C Ice Machine  
on a B-970 Bin



Two ID-1472C Ice Machines  
on a F-1650 Bin

QuietQube Series Remote System consists of a remote condensing unit, interconnecting refrigerant lines, ice machine head section along with an ice storage bin, countertop dispenser, or floor dispenser. All ordered separately. QuietQube ice machine with CVD condensing unit is designed as a Manitowoc system and cannot be used with any other ice machine or remote condenser brand.

- **Space-Saving Design** – Up to 1,425 lbs. (646 kgs.) daily ice production and only 30" (76.20 cm) wide.
- **Quiet Operation** – eliminates most noise from the refrigeration system. Promotes a relaxing atmosphere.
- **Intelligent Diagnostics** – provide 24 hour preventative maintenance and diagnostic feedback for trouble free operation.
- **Acoustical Ice Sensing Probe** – for reliable operation in challenging water conditions.
- **EasyRead Display** – communicates operating status, cleaning reminders, and asset information through a blue illuminated display.
- **Programmable Ice Production** – by On/Off Time, Ice Volume or Bin Level (with accessory bin level control) further improves energy efficiency and savings.
- **Easy to Clean Foodzone** – Removable water-trough, distribution tube, splash shield, and sensing probes for fast and efficient cleaning. Select components made with AlphaSan® antimicrobial.
- **DuraTech™ Exterior** – provides superior corrosion resistance. Stainless finish with innovative clear-coat resists fingerprints and dirt.
- Available **LuminIce™ Growth Inhibitor** controls the growth of bacteria and yeast within the foodzone.



## Ice Shape



**Half Dice**  
3/8" x 1 1/8" x 7/8"  
(.95 x 2.86 x 2.22 cm)



**Dice**  
7/8" x 7/8" x 7/8"  
(2.22 x 2.22 x 2.22 cm)

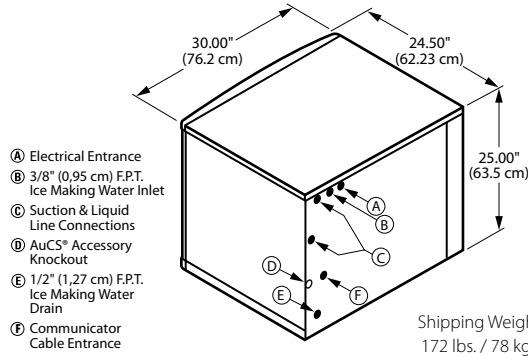




# QuietQube® i-1470C Remote Ice Cube Machine

Air-Cooled Ice Cube Machine with Patented CVD Technology®

## i-1470C Ice Machine



## Specifications

### Operating Limits:

- Ambient Temperature Range: 35° to 110°F (1.7° to 43.3°C)
- Water Temperature Range: 35° to 90°F (1.7° to 32.2°C)
- Water Pressure Ice Maker Water In: Min. 20 psi (137.9 kPa) Max. 80 psi (551.1 kPa)

## Ice Machine Electric

**115/60/1 standard.** (230/50/1 also available, consult factory.)  
**Total Amps:** 1.1  
**Max. fuse size:** 15 amps  
HACR-type circuit breakers can be used in place of fuses.

## Remote Air-cooled Ice Machine

Model	Ice Shape	Ice Production 24 Hours		Power kWh/ 100 lbs @ 90°/70°F*	ENERGY STAR
		70°Air/ 50°F Water	90°Air/ 70°F Water*		
ID-1472C	dice	1,330 lbs. 603 kgs.	1,136 lbs. 515 kgs.	4.43	★
IY-1474C	half-dice	1,425 lbs. 646 kgs.	1,200 lbs. 544 kgs.	4.31	★
Water usage/100 lbs./45.4 kgs. of Ice					
Potable Water*: 20 gallons, 75.7 liters					



\*Ratings Certified in Accordance with AHRI Standard 810.

Ice machine for use with ice storage bin or ice dispenser and CVD condensing unit all ordered separately.

kWh per 100 lbs. is total power of ice machine and condensing unit. Ice machine is 1 ph only. Condensing unit is 1 ph or 3 ph.

## Accessories

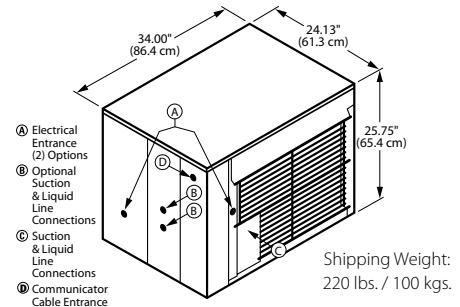
**LumInIce™ Growth Inhibitor**  
reduces yeast and bacteria growth for a cleaner ice machine.



**AuCS®**  
Automatic Cleaning System purchased as an option and installed in the field.



## iCVD-1496 Remote Condensing Unit



## Condensing Unit Electric

**208-230/60/1 standard.** 208-230/60/3 and 230/50/1 also available. 50 Hz version of this model meets the international standard, IEC60335-1, requirements for "T-tropical rating," the most severe duty rating an ice machine can obtain, (consult factory). HACR-type circuit breakers can be used in place of fuses.  
**Note:** QuietQube ice machine power supply is wired independent of CVD condensing unit.

**Min. circuit ampacity** 20 1ph / 15 3ph

**Max. fuse size:** 20 amps 1ph / 15 amps 3ph

HACR-type circuit breakers can be used in place of fuses.

### Operating Limits:

- Ambient Temperature Range: -20° to 130°F (-29° to 54°C)

**BTU Per Hour:** 17,800 (average) 20,500 (peak)

**Compressor:** Nominal rating: 1.75 HP

### Installation Information and Dimensions:

Maximum Line Length

—100' (30.5 m).\*

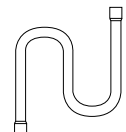
Maximum Vertical Rise\*

—35' (10.7 m) above ice machine.

Maximum Vertical Drop

—15' (4.5 m) below ice machine.

\*A rise over 20' (6 m) requires S-Trap Kit K-00166 - ordered separately.



## Standard Interconnecting Tubing with Required Communication Wire\*

Communication wire comes with each of the following line sets

Model	Line Length		Weight	
	ft.	m.	lbs.	kgs.
RC-25	20	6	14	6
RC-35	30	9	20	9
RC-55	50	15	31	14

\*When using a non-Manitowoc line-set, a 186A 5-conductor communication cable must be installed between the head and condenser sections.

2110 South 26th Street  
PO Box 1720  
Manitowoc, WI 54221-1720 USA

Tel: 1.920.682.0161  
Fax: 1.920.683.7589  
www.manitowocice.com



ENERGY STAR Certified

## Commercial Ice Machines

Visit the [Commercial Ice Machines](#) page for usage tips and buying guidelines.



**CHANGE**  
product category

[< back to results](#)

### Manitowoc - Indigo-Series : IY1474C-161

#### Specifications

ENERGY STAR Partner <sup>®</sup> :	Manitowoc Ice (A division of Manitowoc Foodservice)
Equipment Type <sup>®</sup> :	Remote Condensing Unit
Ice Type <sup>®</sup> :	Batch
Harvest Rate (lbs ice/day) <sup>®</sup> :	1200
Measured Energy Use (kWh/100 lbs ice) <sup>®</sup> :	4.31
Adjusted Energy Use for Continuous (kWh/100 lbs ice) <sup>®</sup> :	4.31
Potable Water Use (gallons/100 lbs ice) <sup>®</sup> :	20.0
Ice Hardness Factor <sup>®</sup> :	100.0
Condenser Unit Model Number (if applicable) <sup>®</sup> :	ICVD1496-261
Markets <sup>®</sup> :	United States, Australia, New Zealand, Switzerland, Europe, Taiwan, Japan, Canada

#### Additional Product Information

No additional information provided

#### REBATE FINDER



ENERGY STAR partners sponsor rebates on certified products. Enter a zip code below to find deals near you!

SUBMIT

#### LEARN MORE ABOUT PRODUCTS

Looking for more information about how to save with ENERGY STAR products?

Select a Product Category ▼

#### My ENERGY STAR

Discover the many simple energy-saving actions you can take to make a big difference.

GET STARTED



# MBF/MBR SERIES

## Bottom Mounted Solid Door Reach-Ins



MBR/MBF-SH  
MODELS WITH  
HALF DOORS



**MBF/MBR49-S**



**MBF/MBR49-SH**

**FUSION™ SERIES**

MODEL	DIMENSIONS (in.)			VOLTS	AMPS	UNIT H.P.	CAP. CU. FT.
	L	D	H*				
REFRIGERATORS							
MBR23-S/-SH	27 <sup>1</sup> / <sub>2</sub>	33	83 <sup>3</sup> / <sub>4</sub>	115	7.5	3/8	23.0
MBR49-S/-SH	55 <sup>1</sup> / <sub>4</sub>	33	83 <sup>3</sup> / <sub>4</sub>	115	7.5	3/8	49.0
MBR72-S/-SH	78	33	83 <sup>3</sup> / <sub>4</sub>	115	10.0	1/2	70.0
FREEZERS							
MBF23-S/-SH	27 <sup>1</sup> / <sub>2</sub>	33	83 <sup>3</sup> / <sub>4</sub>	115	8.5	1/2	23.0
MBF49-S/-SH	55 <sup>1</sup> / <sub>4</sub>	33	83 <sup>3</sup> / <sub>4</sub>	115	9.5	3/4	49.0
MBF72-S/-SH	78	33	83 <sup>3</sup> / <sub>4</sub>	115/208-230**	9.0	1.1	70.0

\*Depth includes door handle, height includes casters.

\*\*208-230/60/1 also requires neutral and safety ground wire.



ENERGY STAR Certified

# Commercial Refrigerators and Freezers

Visit the [Commercial Refrigerators and Freezers](#) page for usage tips and buying guidelines.



**CHANGE**  
product category

[< back to results](#)

## Master-Bilt - F23-S

### Specifications

ENERGY STAR Partner®:	Master-Bilt Products
Type®:	Vertical Solid Door Freezer
Configuration (Vertical/Chest)®:	Vertical
Product Description®:	Reach-in
Number of Glass Doors®:	0
Number of Solid Doors®:	1
Number of Doors:	1
Door Opening Orientation (Hinged/Sliding)®:	Hinged
Volume (cu. ft.)®:	19.53
Mixed Door Cabinet: Glass Door Volume (cu. ft.)®:	0.0
Mixed Door Cabinet: Solid Door Volume (cu. ft.)®:	19.53
Height (in.)®:	82.72
Width (in.)®:	27.36
Depth (in.)®:	31.38
Energy Use (Daily Energy Consumption) (kWh/day)®:	6.15
Refrigerant Type®:	R-404A
Date Available On Market®:	10/13/2014
Markets®:	United States, Canada
Additional Model Information®:	F23-S,F23-S,, MBF23-S,MBF23-S,

### REBATE FINDER



ENERGY STAR partners sponsor rebates on certified products. Enter a zip code below to find deals near you!

SUBMIT

### LEARN MORE ABOUT PRODUCTS

Looking for more information about how to save with ENERGY STAR products?

Select a Product Category ▾

### My ENERGY STAR

Discover the many simple energy-saving actions you can take to make a big difference.

GET STARTED



Energy  
Star

# MBF/MBR SERIES

## Bottom Mounted Solid Door Reach-Ins



MBR/MBF-SH  
MODELS WITH  
HALF DOORS

**APPROVED**



**MBF/MBR49-S**



**MBF/MBR49-SH**

MODEL	DIMENSIONS (in.)			VOLTS	AMPS	UNIT H.P.	CAP. CU. FT.
	L	D	H*				
REFRIGERATORS							
MBR23-S/-SH	27 <sup>1</sup> / <sub>2</sub>	33	83 <sup>3</sup> / <sub>4</sub>	115	7.5	3/8	23.0
MBR49-S/-SH	55 <sup>1</sup> / <sub>4</sub>	33	83 <sup>3</sup> / <sub>4</sub>	115	7.5	3/8	49.0
MBR72-S/-SH	78	33	83 <sup>3</sup> / <sub>4</sub>	115	10.0	1/2	70.0
FREEZERS							
MBF23-S/-SH	27 <sup>1</sup> / <sub>2</sub>	33	83 <sup>3</sup> / <sub>4</sub>	115	8.5	1/2	23.0
MBF49-S/-SH	55 <sup>1</sup> / <sub>4</sub>	33	83 <sup>3</sup> / <sub>4</sub>	115	9.5	3/4	49.0
MBF72-S/-SH	78	33	83 <sup>3</sup> / <sub>4</sub>	115/208-230**	9.0	1.1	70.0

\*Depth includes door handle, height includes casters.

\*\*208-230/60/1 also requires neutral and safety ground wire.

Energy  
Star

# MBU SERIES

## Undercounter Refrigerators & Freezers

**APPROVED**



**MBUF/MBUR60**

Applies to MBUR models with doors only.

MODEL	DIMENSIONS (in.)			VOLTS	AMPS	UNIT H.P.	CAP. CU. FT.
	L	D	H*				
REFRIGERATORS							
MBUR27	27 <sup>1</sup> / <sub>2</sub>	30	35 <sup>7</sup> / <sub>8</sub>	115	3.2	1/5	7.0
MBUR36	36 <sup>3</sup> / <sub>8</sub>	30	35 <sup>7</sup> / <sub>8</sub>	115	3.6	1/5	9.4
MBUR48	48 <sup>1</sup> / <sub>4</sub>	30	35 <sup>7</sup> / <sub>8</sub>	115	7.9	3/8	13.0
MBUR60	60 <sup>3</sup> / <sub>8</sub>	30	35 <sup>7</sup> / <sub>8</sub>	115	7.9	3/8	16.5
MBUR72	72 <sup>3</sup> / <sub>8</sub>	30	35 <sup>7</sup> / <sub>8</sub>	115	8.1	3/8	20.0
FREEZERS							
MBUF27	27 <sup>1</sup> / <sub>2</sub>	30	35 <sup>7</sup> / <sub>8</sub>	115	8.3	3/8	7.0
MBUF48	48 <sup>1</sup> / <sub>4</sub>	30	35 <sup>7</sup> / <sub>8</sub>	115	8.9	1/2	13.0
MBUF60	60 <sup>3</sup> / <sub>8</sub>	30	35 <sup>7</sup> / <sub>8</sub>	115	8.9	1/2	16.5

\*Height includes casters.

**Overshelf options available on all models.  
Refrigerated drawer options available on  
MBUR models, see page 38.**

# Commercial Refrigerators and Freezers

Visit the [Commercial Refrigerators and Freezers](#) page for usage tips and buying guidelines.



[← back to results](#)

## Master-Bilt - UR36

### Specifications

ENERGY STAR Partner®:	Master-Bilt Products
Type®:	Vertical Solid Door Refrigerator
Configuration (Vertical/Chest)®:	Vertical
Product Description®:	Under-counter Unit
Number of Glass Doors®:	0
Number of Solid Doors®:	2
Number of Doors:	2
Door Opening Orientation (Hinged/Sliding)®:	Hinged
Volume (cu. ft.)®:	9.33
Mixed Door Cabinet: Glass Door Volume (cu. ft.)®:	0.0
Mixed Door Cabinet: Solid Door Volume (cu. ft.)®:	9.33
Height (in.)®:	35.9
Width (in.)®:	36.3
Depth (in.)®:	30.0
Energy Use (Daily Energy Consumption) (kWh/day)®:	1.66
Refrigerant Type®:	R134A
Date Available On Market®:	11/01/2014
Markets®:	United States

### Additional Product Information

,MBUR36,

### REBATE FINDER



ENERGY STAR partners sponsor rebates on certified products. Enter a zip code below to find deals near you!

SUBMIT

### LEARN MORE ABOUT PRODUCTS

Looking for more information about how to save with ENERGY STAR products?

Select a Product Category ▼

### My ENERGY STAR

Discover the many simple energy-saving actions you can take to make a big difference.

GET STARTED



Energy Star

**APPROVED**



**TRUE FOOD SERVICE  
EQUIPMENT, INC.**

2001 East Terra Lane • O'Fallon, Missouri 63366-4434 • (636)240-2400  
Fax (636)272-2408 • Toll Free (800)325-6152 • Intl Fax# (001)636-272-7546  
Parts Dept. (800)424-TRUE • Parts Dept. Fax# (636)272-9471 • www.truemfg.com

Project Name: \_\_\_\_\_

Location: \_\_\_\_\_

Item #: \_\_\_\_\_ Qty: \_\_\_\_\_

Model #: \_\_\_\_\_

SIS # \_\_\_\_\_

Model:  
**T-49F**

**T-Series:**

*Reach-In Solid Swing Door -10°F Freezer*



Scan code  
for video

## T-49F

- ▶ True's solid door reach-in's are designed with enduring quality that protects your long term investment.
- ▶ Designed using the highest quality materials and components to provide the user with colder product temperatures, lower utility costs, exceptional food safety and the best value in today's food service marketplace.
- ▶ Extra large evaporator coil balanced with higher horsepower compressor and large condenser maintains -10°F (-23.3°C) cabinet temperatures. Ideally suited for both frozen foods and ice cream.
- ▶ Stainless steel solid doors and front. The very finest stainless with higher tensile strength for fewer dents and scratches.
- ▶ Adjustable, heavy duty PVC coated shelves.
- ▶ Positive seal self-closing doors. Lifetime guaranteed door hinges and torsion type closure system.
- ▶ Automatic defrost system time-initiated, temperature-terminated. Saves energy consumption and provides shortest possible defrost cycle.

### Bottom mounted units feature:

- ▶ "No stoop" lower shelf.
- ▶ Storage on top of cabinet.
- ▶ Compressor performs in coolest, most grease free area of kitchen.
- ▶ Easily accessible condenser coil for cleaning.

## ROUGH-IN DATA

Specifications subject to change without notice.  
Chart dimensions rounded up to the nearest 1/8" (millimeters rounded up to next whole number).

Model	Doors	Shelves	Cabinet Dimensions (inches) (mm)			HP	Voltage	Amps	NEMA Config.	Cord Length (total ft.) (total m)	Crated Weight (lbs.) (kg)
			L	D	H*						
T-49F	2	6	54 1/8 1375	29 1/2 750	78 3/8 1991	3/4 3/8	115/60/1 230-240/50/1	11.0 3.7	5-15P ▲	9 2.74	480 218

\* Height does not include 5" (127 mm) for castors or 6" (153 mm) for optional legs.

▲ Plug type varies by country.



APPROVALS:

AVAILABLE AT:



Model:  
**T-49F**

**T-Series:**  
*Reach-In Solid Swing Door -10°F Freezer*



## STANDARD FEATURES

### DESIGN

- True's commitment to using the highest quality materials and oversized refrigeration systems provides the user with colder product temperatures, lower utility costs, exceptional food safety and the best value in today's food service marketplace.

### REFRIGERATION SYSTEM

- Factory engineered, self-contained, capillary tube system using environmentally friendly (CFC free) R404A refrigerant.
- Extra large evaporator coil balanced with higher horsepower compressor and large condenser; maintains -10°F (-23.3°C). Ideally suited for both frozen foods and ice cream.
- Sealed, cast iron, self-lubricating evaporator fan motor(s) and larger fan blades give True reach-in's a more efficient low velocity, high volume airflow design. This unique design ensures faster temperature recovery and shorter run times in the busiest of food service environments.
- Bottom mounted condensing unit positioned for easy cleaning. Compressor runs in coolest and most grease free area of the kitchen. Allows for storage area on top of unit.
- Automatic defrost system time-initiated, temperature-terminated. Saves energy consumption and provides shortest possible defrost cycle.

### CABINET CONSTRUCTION

- Exterior - Stainless steel front. Anodized quality aluminum ends, back and top.
- Interior - attractive, NSF approved, clear coated aluminum liner. Stainless steel floor with coved corners.

- Insulation - entire cabinet structure and solid doors are foamed-in-place using Ecomate. A high density, polyurethane insulation that has zero ozone depletion potential (ODP) and zero global warming potential (GWP).
- Welded, heavy duty steel frame rail, black powder coated for corrosion protection.
- Frame rail fitted with 4" (102 mm) diameter stem castors - locks provided on front set.

### DOORS

- Stainless steel exterior with white aluminum liner to match cabinet interior. Doors extend full width of cabinet shell. Door locks standard.
- Lifetime guaranteed recessed door handles. Each door fitted with 12" (305 mm) long recessed handle that is foamed-in-place with a sheet metal interlock to ensure permanent attachment.
- Positive seal self-closing doors. Lifetime guaranteed door hinges and torsion type closure system.
- Magnetic door gaskets of one piece construction, removable without tools for ease of cleaning.

### SHELVING

- Six (6) adjustable, heavy duty PVC coated wire shelves 24 5/16" L x 22 3/8" D (624 mm x 569 mm). Four (4) chrome plated shelf clips included per shelf.
- Shelf support pilasters made of same material as cabinet interior; shelves are adjustable on 1/2" (13 mm) increments.

### LIGHTING

- Incandescent interior lighting - safety shielded. Lights activated by rocker switch mounted above doors.

### MODEL FEATURES

- Exterior temperature display.

- Evaporator is epoxy coated to eliminate the potential of corrosion.
- Rear airflow guards prevent product from blocking optimal airflow.
- NSF-7 compliant for open food product.

### ELECTRICAL

- Unit completely pre-wired at factory and ready for final connection to a 115/60/1 phase, 15 amp dedicated outlet. Cord and plug set included.



115/60/1  
NEMA-5-15R

### OPTIONAL FEATURES/ACCESSORIES

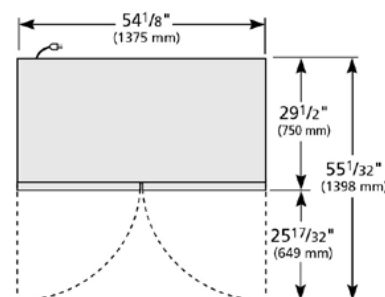
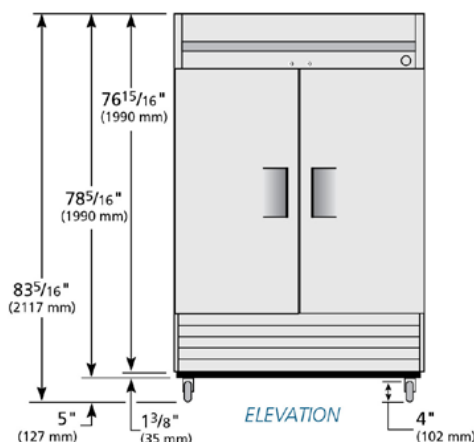
Upcharge and lead times may apply.

- ☐ 230 - 240V / 50 Hz.
- ☐ 6" (153 mm) standard legs.
- ☐ 6" (153 mm) seismic/flanged legs.
- ☐ Alternate door hinging (factory installed).
- ☐ Novelty baskets.
- ☐ Additional shelves.
- ☐ Half door bun tray racks. Each holds up to eleven 18"L x 26"D (458 mm x 661 mm) sheet pans (sold separately) (airflow guards need to be removed).
- ☐ Full door bun tray racks. Each holds up to twenty-two 18"L x 26"D (458 mm x 661 mm) sheet pans (sold separately) (airflow guards need to be removed).

#### \*CABINET INTERIOR

Beginning in October of 2014, True Manufacturing began the process of changing the standard interior finishes on select products. The interior liners of these units have changed from the traditional NSF-approved white aluminum to an NSF-approved clear coated aluminum that is silver in color. In addition, the traditional white PVC coated shelves have been switched to a gray PVC coating. There are no functional differences created by any of these changes, the difference is only in the appearance. The following product lines are affected by this change: T-Series, TUC, TWT, TSSU, TFP, TPP, TMC, TRCB. A sticker will be placed on the outside packaging so that units with this change can be identified in inventory.

## PLAN VIEW



**WARRANTY\***  
Three year warranty on all parts and labor and an additional 2 year warranty on compressor. (U.S.A. only)

METRIC DIMENSIONS ROUNDED UP TO THE NEAREST WHOLE MILLIMETER

SPECIFICATIONS SUBJECT TO CHANGE WITHOUT NOTICE



Model	Elevation	Right	Plan	3D	Back
T-49F	TFGY36E	TFEY03S	TFEY02P	TFGY363	

\*RESIDENTIAL APPLICATIONS: TRUE assumes no liability for parts or labor coverage for component failure or other damages resulting from installation in non-commercial or residential applications.

## TRUE FOOD SERVICE EQUIPMENT

2001 East Terra Lane • O'Fallon, Missouri 63366-4434 • (636)240-2400 • Fax (636)272-2408 • Toll Free (800)325-6152 • Intl. Fax# (001)636-272-7546 • [www.truemfg.com](http://www.truemfg.com)

ENERGY STAR Certified

# Commercial Refrigerators and Freezers

Visit the [Commercial Refrigerators and Freezers](#) page for usage tips and buying guidelines.



CHANGE  
product category

[< back to results](#)

## True Refrigeration - T-49F

### Specifications

ENERGY STAR Partner®:	True Manufacturing (True Food Service Equipment)
Type®:	Vertical Solid Door Freezer
Configuration (Vertical/Chest)®:	Vertical
Product Description®:	Reach-in
Number of Glass Doors®:	0
Number of Solid Doors®:	2
Number of Doors:	2
Door Opening Orientation (Hinged/Sliding)®:	Hinged
Volume (cu. ft.)®:	42.18
Mixed Door Cabinet: Glass Door Volume (cu. ft.)®:	0.0
Mixed Door Cabinet: Solid Door Volume (cu. ft.)®:	42.18
Height (in.)®:	78.38
Width (in.)®:	54.13
Depth (in.)®:	29.5
Energy Use (Daily Energy Consumption) (kWh/day)®:	10.22
Refrigerant Type®:	R-404A
Date Available On Market®:	05/18/2010
Markets®:	United States, Canada

### REBATE FINDER



ENERGY STAR partners sponsor rebates on certified products. Enter a zip code below to find deals near you!

SUBMIT

### LEARN MORE ABOUT PRODUCTS

Looking for more information about how to save with ENERGY STAR products?

Select a Product Category ▼

### My ENERGY STAR

Discover the many simple energy-saving actions you can take to make a big difference.

GET STARTED



**This foregoing document was electronically filed with the Public Utilities**

**Commission of Ohio Docketing Information System on**

**4/6/2017 10:12:11 AM**

**in**

**Case No(s). 17-0294-EL-EEC**

Summary: Application Superamerica and Ohio Power Company for approval of a special arrangement agreement with a mercantile customer electronically filed by Mr. Ryan F.M. Aguiar on behalf of Ohio Power Company