


FILE

6



RECEIVED DOCKETING DIV

2016 AUG 29 PM 1:12

PUCO

BLUE FLAME ENERGY SERVICES  
11330 Kinsman Road  
Newbury, Ohio 44065  
440-564-2203  
440-564-1147 fax  
[www.blueflameenergyservices.com](http://www.blueflameenergyservices.com)

8/24/2016

Public Utilities Commission of Ohio  
Docketing Division  
180 East Broad Street  
Columbus, Ohio 43215-3793

Re: Renewal Application for Aggregators/Power Brokers  
Original AGG **Case Number 12-2315-EL-AGG**  
**Certificate 12-561E (1)**

To Whom it May Concern:

Blue Flame Energy Services submitted via United States Post Office and delivered to your office on 8/10/2016 a Renewal Application for Aggregators/Power Brokers. In that package "Exhibit C-7" did not have the required Credit report attached. Enclosed is the original revised "Exhibit C-7" with the credit report attached for the docket along with three copies of corrected "Exhibit C-7".

Hopefully this will not delay or hinder the approval of our Application.

Sincerely,

Jeffrey Simler  
Director of Operations

This is to certify that the images appearing are an accurate and complete reproduction of a case file document delivered in the regular course of business.  
Technician    Jan    Date Processed    8/29/16

**Exhibit C-7**  
**Credit Report**

Attached, under seal, is an original and three copies of Blue Flame Energy LLC's credit report from Dun and Bradstreet.

# Blue Flame Energy Llc


DUNS: 01-844-3732



## Credit Information

### Risk Summary

#### Risk of Late Payment



#### Payment Performance Trend

The payment performance trend for this company is Unavailable . Payment Trend currently is Unavailable compared to payments three months ago. The most recent payment information in D&B's files is:

Risk of late payment is based on the following prioritized factors in addition to other information in D&B's files:

- Limited time under present management control
- Higher risk industry based on delinquency rates for this industry
- Recent high balance past due

- Industry average: 2 DAYS BEYOND terms

\*Note: Payments to suppliers are averaged weighted by dollar amounts.

Indications of slowness can be the result of disputes over merchandise, skipped invoices, etc.

### Credit Limit Recommendation

Recommendation Date: 08/23/2016

Risk Category

**Low**

Conservative Credit Limit

**\$10K**

Aggressive Credit Limit

**\$20K**



### Company Profile

<b>Chief Executive:</b>	NA	<b>Line of Business:</b>	
<b>Type of Business:</b>	NA	Ret lumber/building materials	
<b>Years in Business:</b>	NA		
<b>Annual Sales:</b>	NA		
<b>Employees Total:</b>			

UNDETERMINED

Legal Filings and Other Important Information

<b>Bankruptcies:</b>	None	<b>Negative Payment Experience:</b>	None
<b>Judgements:</b>	None	<b>Negative Payment Experience</b>	None
<b>Liens:</b>	None	<b>Amount:</b>	
<b>Suits:</b>	None	<b>Payments Placed for Collection:</b>	0
<b>Suits/Judgments/Liens Amounts:</b>	None		

The public record items reported may have been paid, terminated, vacated or released prior to the date this data is transmitted. Accounts are sometimes placed for collection even though the existence or amount of the debt is disputed.

Special Events

We currently do have any information to be displayed for this business.

This report is prepared and provided under contract for the exclusive use of  
 This report may not be reproduced in whole or in part by any means of reproduction.

Payment Trends

Summary

<b>Address:</b> 11330 Kinsman Rd Newbury, OH 44065	<b>Primary Industry SIC:</b> 5211
<b>D-U-N-S Number:</b> 01-844-3732	<b>Description:</b> Ret lumber/building materials

This is a **single** location.

Payment Activity

<b>Total payment Experiences in D&amp;Bs File:</b>	1
<b>Payments Within Terms:</b> (not dollar weighted)	NA
<b>Total Placed For Collection:</b>	NA
<b>Average Highest Credit:</b>	\$1,000
<b>Largest High Credit:</b>	\$1,000
<b>Highest Now Owing:</b>	\$1,000
<b>Highest Past Due:</b>	\$100

Indications of slowness can be the result of dispute over merchandise, skipped invoices, etc. Accounts are sometimes placed for collection even though the existence or amount of the debt is disputed.

PAYDEX® ⓘ

**Score Not Available**

We are unable to display a PAYDEX® for this company.  
Please call 800-333-0505 for more information.

**Score Not Available**

We are unable to display a PAYDEX® for this company. Please  
call 800-333-0505 for more information.

PAYDEX® Trends - This Company, 12 Months

No data is available on this company to build a paydex trend graph.

• **This Company (0)**

Based on payments collected over the last 12 months.  
• Current PAYDEX® for this Business is 0

PAYDEX® Score Comparison - This Company to Primary Industry Comparison, 4 Quarters

No data is available on this company to build a paydex score comparison graph.

• My Company (0)

• Industry Median (79)

- Industry Upper Quartile (80)
- Industry Median (69)

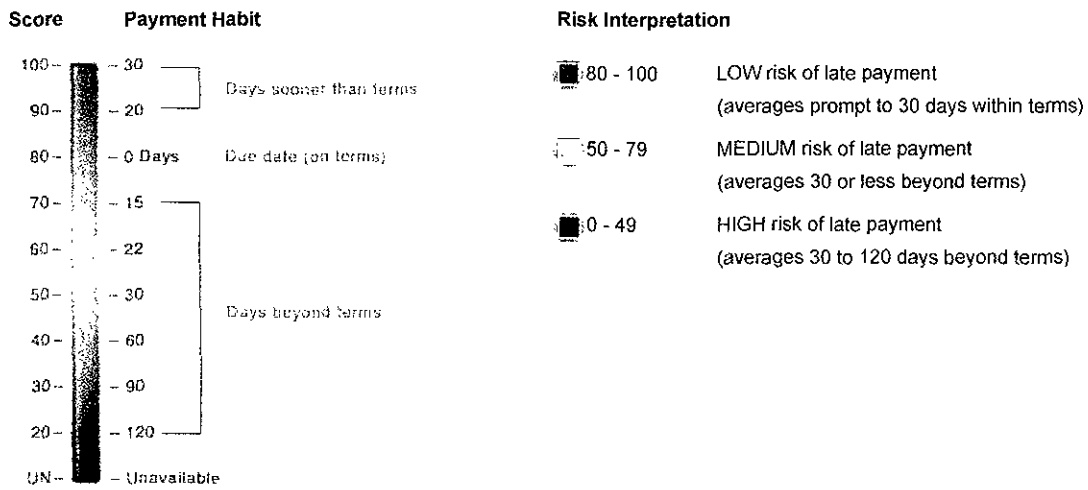
Based on payments collected over the last 4 quarters.

- Current PAYDEX® for this Business is 79, or equal to 2 DAYS BEYOND terms
- Industry upper quartile represents the performance of the payers in the 75th percentile
- Industry lower quartile represents the performance of the payers in the 25th percentile

**Business Payment Habit by Amount of Credit Extended, 24 Months ⓘ**

We currently do not have enough details of this company to display in this section.

**How to Read the D&B PAYDEX® Score ⓘ**



©Dun & Bradstreet, Inc. 2015. All rights reserved.