



Legal Department

October 27, 2015

Chairman Andre T. Porter
Public Utilities Commission of Ohio
180 East Broad Street
Columbus, OH 43215-3793

Re: **In the Matter of the Application of**)
Dollar General Store #2871)
and Ohio Power Company) **Case No. 15-1535-EL-EEC**
for Approval of a Special Arrangement)
Agreement with a Mercantile Customer)

Matthew J. Satterwhite
Senior Counsel
Regulatory Services
(614) 716-1915
(614) 716-2950 (F)
mjsatterwhite@aep.com

Dear Chairman Porter,

Attached please find the Joint Application of Ohio Power Company (AEP Ohio) and the above-referenced mercantile customer for approval of a Special Arrangement of the commitment of energy efficiency/peak demand reduction (EE/PDR) resources toward compliance with the statutory benchmarks for 2014 (hereinafter "Joint Application").

Amended Substitute Senate Bill 221, codified at R.C. 4928.66, sets forth EE/PDR benchmarks that electric distribution utilities are required to meet or exceed. The statute allows utilities to include EE/PDR resources committed by mercantile customers for integration into the utilities' programs to be counted toward compliance with a utility's EE/PDR benchmarks. The statute also enables the Commission to approve special arrangements for mercantile customers that commit EE/PDR resources to be counted toward compliance with EE/PDR benchmarks.

The Commission's Order in Case No. 10-834-EL-EEC established a streamlined process to expedite review of these special arrangements by developing a sample application process for parties to follow for consideration of such programs implemented during the prior three calendar years. The attached Joint Application and affidavit conforms with AEP Ohio's version of the streamlined sample application. As requested by Commission Staff, any confidential information referenced in the Joint Application has been provided confidentially to Commission Staff for filing in Commission Docket 10-1599-EL-EEC and subject to the confidentially protections of R.C. 4901.16 and OAC 4901-1-24(E). AEP Ohio respectfully requests that the Commission treat the two cases as associated dockets and that any confidential information provided to Staff for filing in connection with the Joint Application be subject to the protective order requested in Docket 10-1599-EL-EEC.

Cordially,

/s/ Matthew J. Satterwhite
Matthew J. Satterwhite

Attachments

Case No.: 15-1535-EL-EEC

Mercantile Customer: DOLLAR GENERAL STORE #2871

Electric Utility: Ohio Power

Program Title or Description: AEP Ohio Business Incentives for Energy Efficiency: Self Direct Program

Rule 4901:1-39-05(F), Ohio Administrative Code (O.A.C.), permits a mercantile customer to file, either individually or jointly with an electric utility, an application to commit the customer's existing demand reduction, demand response, and energy efficiency programs for integration with the electric utility's programs. The following application form is to be used by mercantile customers, either individually or jointly with their electric utility, to apply for commitment of such programs in accordance with the Commission's pilot program established in Case No. [10-834-EL-POR](#)

Completed applications requesting the cash rebate reasonable arrangement option (Option 1) in lieu of an exemption from the electric utility's energy efficiency and demand reduction (EEDR) rider will be automatically approved on the sixty-first calendar day after filing, unless the Commission, or an attorney examiner, suspends or denies the application prior to that time. Completed applications requesting the exemption from the EEDR rider (Option 2) will also qualify for the 60-day automatic approval so long as the exemption period does not exceed 24 months. Rider exemptions for periods of more than 24 months will be reviewed by the Commission Staff and are only approved up the issuance of a Commission order.

Complete a separate application for each customer program. Projects undertaken by a customer as a single program at a single location or at various locations within the same service territory should be submitted together as a single program filing, when possible. Check all boxes that are applicable to your program. For each box checked, be sure to complete all subparts of the question, and provide all requested additional information. Submittal of incomplete applications may result in a suspension of the automatic approval process or denial of the application.

Any confidential or trade secret information may be submitted to Staff on disc or via email at ee-pdr@puc.state.oh.us.

Section 1: Company Information

Name: DOLLAR GENERAL STORE #2871

Principal address: 100 Mission Ridge, Goodlettsville, Tn 37072

Address of facility for which this energy efficiency program applies: 508 S 3rd St,
Ironton, Oh 45638-1834

Name and telephone number for responses to questions:

Eric Vines, Dollar General Store #2871, (615) 855-4634

Electricity use by the customer (check the box(es) that apply):

- ☐ The customer uses more than seven hundred thousand kilowatt hours per year at our facility. (Please attach documentation.)

See Confidential and Proprietary Attachment 4 – Calculation of Rider Exemption and UCT which provides the facility consumption for the last three years, benchmark kWh, and the last 12 months usage.

- ☒ The customer is part of a national account involving multiple facilities in one or more states. (Please attach documentation.) When checked, see Attachment 6 – Supporting Documentation for a listing of the customer's name and service addresses of other accounts in the AEP Ohio service territory.

Section 2: Application Information

A) The customer is filing this application (choose which applies):

- ☐ Individually, on our own.
- ☒ Jointly with our electric utility.

B) Our electric utility is: Ohio Power Company

The application to participate in the electric utility energy efficiency program is "Confidential and Proprietary Attachment 3 – Self Direct Program Project Completed Application."

C) The customer is offering to commit (choose which applies):

- ☐ Energy savings from our energy efficiency program. (Complete Sections 3, 5, 6, and 7.)
- ☐ Capacity savings from the customer's demand response/demand reduction program. (Complete Sections 4, 5, 6, and 7.)
- ☒ Both the energy savings and the demand reduction from the customer's energy efficiency program. (Complete all sections of the Application.)

Section 3: Energy Efficiency Programs

A) The customer's energy efficiency program involves (choose whichever applies):

- ☒ Early replacement of fully functioning equipment with new equipment. (Provide the date on which the customer replaced fully functioning equipment, 4/19/14 and the date on which the customer would have replaced your equipment if you had not replaced it early. Please include a brief explanation for how the customer determined this future replacement date (or, if not known, please explain why this is not known)).

The remaining life of the equipment varies and is not known with certainty. The future replacement date is unknown and has historically been at the end of equipment life. Replacement was completed early to achieve energy savings and to reduce future maintenance costs.

- ☐ Installation of new equipment to replace equipment that needed to be replaced. The customer installed new equipment on the following date(s):
- ☐ Installation of new equipment for new construction or facility expansion. The customer installed new equipment on the following date(s):
- ☐ Behavioral or operational improvement.

B) Energy savings achieved/to be achieved by your energy efficiency program:

- 1) If you checked the box indicating that your project involves the early replacement of fully functioning equipment replaced with new equipment, then calculate the annual savings [(kWh used by the original equipment) - (kWh used by new equipment) = (kWh per year saved)]. Please attach your calculations and record the results below:

Unit Quantity (watts) = Existing (watts x units) - Installed (watts x units)

kWh Reduction (Annual Savings) = Unit Quantity x (Deemed kWh/Unit)

Annual savings: 40,892 kWh

See Confidential and Proprietary Attachment 5 - Self Direct Program Project Calculation for annual energy savings calculations and 10-1599-EL-EEC for the work papers that provide all methodologies, protocols, and practices used in this application for prescriptive measures, as needed.

- 2) If you checked the box indicating that you installed new equipment to replace equipment that needed to be replaced, then calculate the annual savings [(kWh used by less efficient new equipment) – (kWh used by the higher efficiency new equipment) = (kWh per year saved)]. Please attach your calculations and record the results below:

Annual savings: kWh

Please describe the less efficient new equipment that you rejected in favor of the more efficient new equipment.

- 3) If you checked the box indicating that your project involves equipment for new construction or facility expansion, then calculate the annual savings [(kWh used by less efficient new equipment) – (kWh used by higher efficiency new equipment) = (kWh per year saved)]. Please attach your calculations and record the results below:

Annual savings: kWh

Please describe the less efficient new equipment that you rejected in favor of the more efficient new equipment.

- 4) If you checked the box indicating that the project involves behavioral or operational improvements, provide a description of how the annual savings were determined.

Section 4: Demand Reduction/Demand Response Programs

A) The customer's program involves (check the one that applies):

- ☒ Coincident peak-demand savings from the customer's energy efficiency program.
- ☐ Actual peak-demand reduction. (Attach a description and documentation of the peak-demand reduction.)
- ☐ Potential peak-demand reduction check the one that applies):

➤ Choose one or more of the following that applies:

- ☐ The customer's peak-demand reduction program meets the requirements to be counted as a capacity resource under a tariff of a regional transmission organization (RTO) approved by the Federal Energy Regulatory Commission.
- ☐ The customer's peak-demand reduction program meets the requirements to be counted as a capacity resource under a program that is equivalent to an RTO program, which has been approved by the Public Utilities Commission of Ohio.

B) On what date did the customer initiate its demand reduction program?

The coincident peak-demand savings are permanent installations that reduce demand through energy efficiency and were installed on the date specified in Section 3 A above.

C) What is the peak demand reduction achieved or capable of being achieved (show calculations through which this was determined):

$$\text{Unit Quantity (watts)} = \text{Existing (watts x units)} - \text{Installed (watts x units)}$$

$$\text{KW Demand Reduction} = \text{Unit Quantity (watts)} \times (\text{Deemed KW/Unit (watts)})$$

6.1 kW

See Confidential and Proprietary Attachment 5 - Self Direct Program Project Calculation for peak demand reduction calculation, and 10-1599-EL-EEC for the work papers that provide all methodologies, protocols, and practices used in this application for prescriptive measures, as needed.

Section 5: Request for Cash Rebate Reasonable Arrangement (Option 1) or Exemption from Rider (Option 2)

Under this section, check the box that applies and fill in all blanks relating to that choice.

Note: If Option 2 is selected, the application will not qualify for the 60-day automatic approval. All applications, however, will be considered on a timely basis by the Commission.

A) The customer is applying for:

☒ Option 1: A cash rebate reasonable arrangement.

OR

☐ Option 2: An exemption from the cost recovery mechanism implemented by the electric utility.

OR

☐ Commitment payment

B) The value of the option that the customer is are seeking is:

Option 1: A cash rebate reasonable arrangement, which is the lesser of (show both amounts):

☐ A cash rebate of \$_____. (Rebate shall not exceed 50% project cost. Attach documentation showing the methodology used to determine the cash rebate value and calculations showing how this payment amount was determined.)

OR

☒ A cash rebate valued at no more than 50% of the total project cost, which is equal to \$ 1,528.80. (Attach documentation and calculations showing how this payment amount was determined.)

See Confidential and Proprietary Attachment 5 – Self Direct Program Project Calculation for incentive calculations for this mercantile program.

Option 2: An exemption from payment of the electric utility's energy efficiency/peak demand reduction rider.

- ☐ An exemption from payment of the electric utility's energy efficiency/peak demand reduction rider for ____ months (not to exceed 24 months). (Attach calculations showing how this time period was determined.)

OR

- ☐ A commitment payment valued at no more than \$_____. (Attach documentation and calculations showing how this payment amount was determined.)

OR

- ☐ Ongoing exemption from payment of the electric utility's energy efficiency/peak demand reduction rider for an initial period of 24 months because this program is part of an ongoing efficiency program that is practiced by our organization. (Attach documentation that establishes your organization's ongoing efficiency program. In order to continue the exemption beyond the initial 24 month period your organization will need to provide a future application establishing additional energy savings and the continuance of the organization's energy efficiency program.)

Section 6: Cost Effectiveness

The program is cost effective because it has a benefit/cost ratio greater than 1 using the (choose which applies):

- ☐ Total Resource Cost (TRC) Test. The calculated TRC value is: _____
(Continue to Subsection 1, then skip Subsection 2)
- ☒ Utility Cost Test (UCT) . The calculated UCT value is: 7.15 (Skip to Subsection 2.)

Subsection 1: TRC Test Used (please fill in all blanks).

The TRC value of the program is calculated by dividing the value of our avoided supply costs (generation capacity, energy, and any transmission or distribution) by the sum of our program overhead and installation costs and any incremental measure costs paid by either the customer or the electric utility.

The electric utility's avoided supply costs were _____.

Our program costs were _____.

The utility's incremental measure costs were _____.

Subsection 2: UCT Used (please fill in all blanks).

We calculated the UCT value of our program by dividing the value of our avoided supply costs (capacity and energy) by the costs to our electric utility (including administrative costs and incentives paid or rider exemption costs) to obtain our commitment.

Our avoided supply costs were \$ 12,684.57

The utility's program costs were \$ 245.35

The utility's incentive costs/rebate costs were \$ 1,528.80.

Section 7: Additional Information

Please attach the following supporting documentation to this application:

- Narrative description of your program including, but not limited to, make, model, and year of any installed and replaced equipment.

See Attachment 1 - Self Direct Project Overview and Commitment for a description of the project. See Attachment 6 - Supporting Documentation, for the specifications of the replacement equipment 10-1599-EL-EEC for the work papers that provide all methodologies, protocols, and practices used in this application for prescriptive measures, as needed. Due to the length of time since the equipment replacement, the make, model and year of the replaced equipment is not available.

- A copy of the formal declaration or agreement that commits your program to the electric utility, including:

- 1) any confidentiality requirements associated with the agreement;

See Attachment 2 - Self Direct Program Project Blank Application including Rules and Requirements. All confidentiality requirements are pursuant to the Retrospective Projects/Rules and Requirements that are part of the signed application which is provided as Confidential and Proprietary Attachment 3 - Self Direct Program Project Completed Application.)

- 2) a description of any consequences of noncompliance with the terms of the commitment;

See Attachment 2 - Self Direct Program Project Blank Application including Rules and Requirements. All consequences of noncompliance are pursuant to the Retrospective Projects/Rules and Requirements that are part of the signed application which is provided as Confidential and Proprietary Attachment 3 - Self Direct Program Project Completed Application.

- 3) a description of coordination requirements between the customer and the electric utility with regard to peak demand reduction;

None required because the resources committed are permanent installations that reduce demand through increased efficiency during the Company's peak summer demand period generally defined as May through September and do not require specific coordination and communication to provide demand reduction capabilities to the Company.

- 4) permission by the customer to the electric utility and Commission staff and consultants to measure and verify energy savings and/or peak-demand reductions resulting from your program; and,

See Attachment 2 - Self Direct Program Blank Application including Rules and Requirements granting such permission pursuant to the Retrospective Projects/Rules and Requirements that are part of the signed application which is provided as Confidential and Proprietary Attachment 3 - Self Direct Program Project Completed Application.

- 5) a commitment by you to provide an annual report on your energy savings and electric utility peak-demand reductions achieved.

See Attachment 1 - Self Direct Project Overview and Commitment for the commitment to comply with any information and compliance reporting requirements imposed by rule or as part of the approval of this arrangement by the Public Utilities Commission of Ohio.

- A description of all methodologies, protocols, and practices used or proposed to be used in measuring and verifying program results. Additionally, identify and explain all deviations from any program measurement and verification guidelines that may be published by the Commission.

The Company applies the same methodologies, protocols, and practices to Self Direct Program retrospective projects that are screened and submitted for approval as it does to prospective projects submitted through its Prescriptive and Custom Programs. The Commission has not published a technical reference manual for use by the Company so deviations can not be identified. The project submitted is a prescriptive project and energy savings are determined as described in Confidential and Proprietary Attachment 5 - Self Direct Program Project Calculation, and 10-1599-EL-EEC for the work papers that provide all methodologies, protocols, and practices used in this application for prescriptive measures, as needed.

Case No.: 15-1535-EL-EEC

State of Ohio :

Rizwan Syed, Affiant, being duly sworn according to law, deposes and says that:

1. I am the duly authorized representative of:

DNV GL Energy Services USA Inc. agent of Ohio Power

2. I have personally examined all the information contained in the foregoing application, including any exhibits and attachments. Based upon my examination and inquiry of those persons immediately responsible for obtaining the information contained in the application, I believe that the information is true, accurate and complete.

Rizwan Syed Engineer
Signature of Affiant & Title

Sworn and subscribed before me this 10th day of September, 2015 Month/Year

Dawn G. Irving
Signature of official administering oath

Dawn G. IRVING / Proj. Coord.
Print Name and Title

My commission expires on 9-3-2019



DAWN G IRVING
NOTARY PUBLIC
STATE OF OHIO
Comm. Expires
September 03, 2019



Self Direct Project Overview & Commitment

The Public Utility Commission of Ohio (PUCO) will soon review your application for participation in AEP Ohio's Energy Efficiency/Peak Demand Response program. Based on your submitted project, please select by initialing one of the two options below, sign and fax to 877-607-0740.

Customer Name	DOLLAR GENERAL STORE #2871	
Project Number	AEP-14-13969	
Customer Premise Address	508 S 3RD ST, IRONTON, OH 45638-1834	
Customer Mailing Address	100 Mission Ridge, Goodlettsville, TN 37072	
Date Received	5/4/2015	
Project Installation Date	10/2/2014	
Annual kWh Reduction	40,892	
Total Project Cost	\$13,061.11	
Unadjusted Energy Efficiency Credit (EEC) Calculation	\$2,038.40	
Simple Payback (yrs)	4.2	
Utility Cost Test (UCT) for EEC	7.15	
Utility Cost Test (UCT) for Exemption	0.08	
<i>Please Choose One Option Below and Initial</i>		
Self Direct EEC: 75%	\$1,528.80	<input checked="" type="checkbox"/> Initial: <i>SK</i>
EE/PDR Rider Exemption	12 Months (with possible extension up to 144 months after PUCO Approval)	<input type="checkbox"/> Initial: _____

Note: This is a one time selection. By selecting EEC, the customer will receive payment in the amount stated above. Selection of EE/PDR rider exemption, will result in the customer not being eligible to participate in any other energy efficiency programs offered by AEP Ohio during the period of exemption. In addition, the term of EE/PDR rider exemption is subject to ongoing review for compliance and could be changed by the PUCO.

If EEC has been selected, will the Energy Efficiency Funds selected help you move forward with other energy efficiency projects?
_____ YES _____ NO

Note: Exemptions for periods beyond 24 months are subject to look-back or true-up adjustments every year to ensure that the exemption accurately reflects the EEDR savings. Applicants must file for renewal for any exemption beyond 12 months.

Project Overview:

The Self Direct (Prescriptive and Custom) project that the above has completed and applied is as follows.

Replacing T8 fluorescent fixtures with T8 LED fixtures
(159) 2L 4' T8 with (159) 2L 4' T8 LED
(32) 4L 4' T8 with (32) 4L 4' T8 LED
(9) 1L 4' T8 with (9) 1L 4' T8 LED

The documentation that was included with the application proved that the energy measures applied for were purchased and installed.

By signing this document, the Mercantile customer affirms its intention to commit and integrate the above listed energy efficiency resources into the utility's peak demand reduction, demand response, and energy efficiency programs. By signing, the Mercantile customer also agrees to serve as a joint applicant in any filings necessary to secure approval of this arrangement by the Public Utilities Commission of Ohio, and comply with any information and compliance reporting requirements imposed by rule or as part of that approval.

Ohio Power Company

By: *[Signature]*
Title: Manager
Date: 7/15/2015

DOLLAR GENERAL STORE #2871

By: *[Signature]*
Title: Facility Maint. Specialist
Date: 7/14/2015

APPLICATION GUIDELINES

All 2015 AEP Ohio Business Incentives Program projects must be completed and Final Applications received no later than November 13, 2015, in order to qualify for incentives identified in this application.

Step 1: Verify Eligibility

- ✓ Customer must have a valid AEP Ohio account.
- ✓ Equipment/measure must be installed at facilities served by the AEP Ohio account.
- ✓ Project must produce permanent reduction in electrical energy use (kWh).
- ✓ All installed equipment must meet or exceed the specifications in the application.
- ✓ Please see the **Terms and Conditions** for Self-Direct or
- ✓ **Terms and Conditions** for all other programs for program eligibility and requirements.

Step 2: Complete Applicant Information

- ✓ All fields in customer and project information sections must be completed.
- ✓ Solution Provider/contractor information must be completed if project is not self-performed.

Step 3: Complete the Incentive Worksheet(s)

- ✓ Find and read specifications related to the project.
- ✓ Ensure new equipment/measure meets or exceeds the specifications.
- ✓ Choose the incentive category on the worksheet based on the installed equipment and specifications.
- ✓ Complete all fields (fixture description, operating hours, etc.) on the related worksheet.

Step 4: Sign Customer Agreement

- ✓ Read the Terms and Conditions before signing and submitting the application.
- ✓ Sign Pre-Approval Agreement and submit the application to reserve funds.
- ✓ Sign Final Application Agreement and submit the application after the project is completed.
- ✓ Complete Third Party Payment Release Authorization ONLY if incentive payment is to be paid to an entity other than AEP Ohio customer listed on the Applicant Information page.

Step 5: Submit Pre-Approval Application¹ (For Self-Direct applications, skip to Step 7)

- ✓ Submitting a Pre-Approval Application to determine

qualification and reserve program funds for a project is strongly recommended.

- ✓ All custom measures require pre-approval.
- ✓ Complete all fields for Pre-Approval Agreement section.
- ✓ **Pre-Approval Application must be submitted with:**
 - **Proposed scope of work (type and quantity of old and new equipment must be listed)**
 - **Specification sheets for all proposed equipment**
 - **W-9 form**
- ✓ Submit application via email, fax or mail.
- ✓ During the application review, an inspection may be required; the team will contact applicants requiring an inspection for scheduling.

Step 6: Complete Project

- ✓ New equipment must be installed and operational to submit a Final Application.

Step 7: Submit Final Application

- ✓ Submit a Final Application.
- ✓ Use the same application used during pre-approval (if applicable).
 - Change Application Type to Final Application
- ✓ Complete all fields for Final Application Agreement section.
- ✓ Update the application if there are any changes (customer contact, incentive measure, equipment, etc.).
- ✓ **Final Application must be submitted with:**
 - **Dated and itemized material invoice**
 - **External labor invoice (if applicable)**
 - **If Pre-Approval Application was not submitted, include the documents listed on Step 5**
- ✓ Submit application via email, fax or mail.
- ✓ During the application review, an inspection may be required; the team will contact applicants requiring an inspection for scheduling.

Additional steps are required for Self-Direct applications after application submission. Please see the Self-Direct Terms and Conditions for details.

AEP Ohio Business Incentives Program

2740 Airport Drive, Suite 160. Columbus, OH 43219

Phone: (877) 607-0739 | Fax: (877) 607-0740

aepohioincentives@dnvgl.com

Visit our website at AEPohio.com/solutions

¹A Pre-Approval Application is not a guarantee of an incentive; the actual incentive will be based on the energy savings and equipment installed as determined in the Final Application. Funds are reserved for 90 days, unless an applicant is granted an extension. The program team reserves the right to contact the customer before the reservation expiration date to ensure that the project is moving forward. If the project is not underway, the reservation may be cancelled. Reserved funds are not transferable to other projects, facilities and/or customers. A waiting list will be established when funds become fully subscribed.

*Prescriptive, Custom & Self-Direct
Program Application*



CHECKLIST

PRE-APPROVAL APPLICATION

Required Attachments

- ☐ Completed Applicant Information form
- ☐ Completed Incentives Requested section of Application form
- ☐ Signed Customer Agreement form
- ☐ Equipment specifications
- ☐ Proposed scope of work (required on Custom projects and recommended for all projects)
- ☐ W-9 (required for LLC, individual, partnership, property management companies)

Applicable Incentive Worksheets

Please complete worksheets for checked boxes.

- ☐ Lighting
- ☐ HVAC
- ☐ Motors & Drives
- ☐ Compressed Air
- ☐ Refrigeration/Food Service
- ☐ Agriculture & Miscellaneous
- ☐ Transformer
- ☐ UPS
- ☐ Custom

Application date _____
Estimated incremental project cost _____
Expected completion date _____

Incomplete applications will delay processing and reservation of funds.

FINAL APPLICATION

Required Attachments

- ☐ Completed Applicant Information form
- ☐ Completed and signed Final Payment Agreement and Customer Agreement forms
- ☐ Completed Third-Party Payment Release
- ☐ Authorization section (optional)
- ☐ Itemized invoices
- ☐ Equipment specifications¹
- ☐ Updated scope of work¹
- ☐ W-9¹ (required for LLC, individual, partnership, property management companies)

Incentive Worksheets

Please complete worksheets for checked boxes.

- ☐ Lighting
- ☐ HVAC
- ☐ Motors & Drives
- ☐ Compressed Air
- ☐ Refrigeration/Food Service
- ☐ Agriculture & Miscellaneous
- ☐ Transformer
- ☐ UPS
- ☐ Custom

Application date _____
Final incremental project cost _____
Final completion date _____

Incomplete applications will delay processing and incentive payment.
¹If submitted with a pre-application, required only if project changed.

Revised Submittal

Please complete below if this is a revised submittal.

Submittal date _____

AEP Project Number (if known) AEP - 1 ____ - ____ - ____ - ____

AEP Ohio Business Incentives Program

2740 Airport Drive, Suite 160. Columbus, OH 43219
Phone: (877) 607-0739 | Fax: (877) 607-0740
aepohioincentives@dnvgl.com
Visit our website at AEPohio.com/solutions

*Prescriptive, Custom & Self-Direct
Program Application*



APPLICANT INFORMATION

AEP Application Number AEP - __ - _ _ _ _ _

Application Type (Select One)

Customer Information

Business Name _____

Name as It Appears on Utility Bill _____

AEP Ohio Account Number* at Project Site ____ - ____ - ____ - ____ Multiple AEP Ohio Account Numbers for this Project? (Select One)

Taxpayer ID ____ - _____ W-9 Tax Status (Select One)

Contact Name _____ Contact Title _____

Mailing Address _____ City _____ State OH Zip _____

Phone _____ Ext. _____ Contact Email _____

How Did You Hear About the Program? (Select One) AEP OH Energy Advisor _____

Project Information

Project Name (if applicable) _____

☐ Check if mailing address and project site address are the same.

Project Site Address _____ City _____ State OH Zip _____

Building Type (Select One) Shift (Select One)

Annual Operating Hours _____ Building Area (sq. ft.) _____

Construction Type (Select One)

Does the facility have a data center? (Select One)

*Please only enter the first ten digits of the account number.

*Prescriptive, Custom & Self-Direct
Program Application*



APPLICANT INFORMATION

Solution Provider/Contractor Information (If project is not self-performed by customer)

Contracting Company Name _____

Contact Name _____ Title of Contact _____

Mailing Address _____ City _____ State OH Zip _____

Phone _____ Ext. _____ Contact Email _____

Who should we contact with questions about the application? ☐ Customer ☐ Contractor

Primary Contact Information

Contact Name _____ Title of Contact _____

Phone _____ Ext. _____ Contact Email _____

INCENTIVE SUMMARY TABLE

Incentive Category	Applied for Incentives	Applicable Self- Direct Incentives
Lighting		
HVAC		
Motors		
Drives		
Compressed Air		
Refrigeration/Food Service		
Agriculture		
Miscellaneous		
Appliance Recycling		
Custom		
NC Lighting (SD Only)		
Total		

*Prescriptive, Custom & Self-Direct
Program Application*



CUSTOMER AGREEMENT

AEP Application Number AEP - _ _ - _ _ _ _ _

Pre-Approval Agreement

By signing this document, I agree to program requirements outlined in the measure specifications, Terms and Conditions, and Final Application Agreement. As an eligible customer, I verify the information is correct and request consideration for participation under this program. Furthermore, I concur that I meet all eligibility criteria in order to receive payment under this program.

[Link to Prescriptive/Custom Terms and Conditions, and Final Application Agreement.](#)

Estimated Completion Date

Estimated Project Cost

Total Incentive Requested¹

Date

AEP Ohio Customer Signature

Print Name

¹Incentives are capped at 50% of the project cost and total incentives are capped at \$25,000.

Prescriptive, Custom & Self-Direct
Program Application



CUSTOMER AGREEMENT

AEP Application Number AEP - _ _ - _ _ _ _ _

Third Party Payment Release Authorization (Optional, NOT APPLICABLE TO Self-Direct)

Complete this section **ONLY** if incentive payment is to be paid to an entity other than the AEP Ohio customer.

Make checks payable to: Company/Individual _____

Mailing Address _____ City _____ State ^{OH} Zip _____

Phone _____ Ext. _____

Taxpayer ID of 3rd Party _____ - _____ W-9 Tax Status _____

By signing this document, I authorize the payment of the incentive to the third party named above and understand that I will not receive the incentive payment from AEP Ohio. I also understand that my release of the payment to a third party does not exempt me from the program requirements outlined in the measure specifications, Terms and Conditions, and Final Application Agreement.

Print Name

Date

Customer Signature (AEP Ohio Customer)

Final Application Agreement

By signing this document, I agree to program requirements outlined in the measure specifications, Terms and Conditions for the applicable program and Final Application Agreement. As an eligible customer, I verify the information is correct and request consideration for participation under this program. Furthermore, I concur that I meet all eligibility criteria in order to receive payment under this program.

[Link to Prescriptive/Custom Terms and Conditions, and Final Application Agreement](#)

[Link to Self-Direct Terms and Conditions, and Final Application Agreement](#)

Project Completion Year (Select One) _____

Is this a Self-Direct application? (Select One) _____

Project Completion Date _____

Total Project Cost _____

Date _____

Total Applied for Incentive _____

Total Requested Incentive¹ _____ \$ 0.00

Total Self-Direct Requested Incentive² _____

Print Name

AEP Ohio Customer Signature

SUBMIT VIA EMAIL

PRINT APPLICATION

¹Incentives are capped at 50% of the project cost and total incentives are capped at \$25,000.

²Self-Direct incentives are 75% of Total Requested Incentive, after 50% of the project cost cap and tiering is applied.

DOLGENCORP (DBA DOLLAR GENERAL) is a mercantile customer.

Customer Name	Service Address	Service City	Service State	Service Zip
DOLGENCORP INC DBA DOLLAR GENERAL S	STATE ROUTE 118 UNIT 3030	VAN WERT	OH	45891
DOLGENCORP INC DBA DOLLAR GENERAL S	840 E PERRY ST UNIT 2779	PAULDING	OH	45879-9229
DOLGENCORP INC DBA DOLLAR GENERAL S	1515 N COUNTYLINE ST	FOSTORIA	OH	44830-1309
DOLGENCORP INC DBA DOLLAR GENERAL S	103 W DAVE LONGABERGER	DRESDEN	OH	43821-9687
DOLGENCORP INC DBA DOLLAR GENERAL S	1260 E WYANDOT AVE	UPPER SANDUSKY	OH	43351-9569
DOLGENCORP INC DBA DOLLAR GENERAL S	961 E COLUMBUS ST UNIT 304	KENTON	OH	43326-1650
DOLGENCORP INC DBA DOLLAR GENERAL S	1140 OAK HARBOR RD UNIT 1	FREMONT	OH	43420-1019

APPROVED

DLC

ULTRA HE LED T8 Retrofit Kits



Key Features & Benefits

- Lumen package:
 - Up to 1150 lumens @ 10W
 - Up to 2450 lumens @ 19W
 - Up to 2450 lumens @ 22W
- CCT: 3000K, 3500K, 4100K, 5000K
- Beam angle: 150°
- Universal input 120-277V; 50/60Hz (external driver) & 347V; 50/60Hz (external driver)
- THD <20%, power factor >0.90
- G13 medium bi-pin base
- Long life: 60,000 hour life (L₇₀)
- 5 year warranty (24 hour burn cycle), 7 year warranty (16 hour burn cycle), 8 year warranty (12 hour burn cycle)
- Reduces energy consumption up to 35%
- No warm-up time, instant-on with full light output and stable lamp to lamp color
- Glass free, vibration and impact resistant
- No UV emission
- Suitable for dry and damp locations (cannot come in direct contact with water)
- Made in South Korea, a favored trading partner
- DesignLights Consortium® (DLC) qualified

The SYLVANIA ULTRA HE LED T8 retrofit kits are an energy saving and longer-life alternative to replace traditional fluorescent T12 or T8 lamps. Compared to traditional fluorescent lamps, ULTRA HE LED T8 lamps offer higher efficacy and equivalent light output.

Lamp requires dedicated external driver and non-shunted G13 medium bi-pin lamp holders which are included in the retrofit kit.

For retrofit application, lamps and drivers are offered together as 1-lamp, 2-lamp, 3-lamp and 4-lamp retrofit kits.

Product Offering

Length	Lumen Output	Wattage	Color Temperature	CRI
24in.	Up to 1150	10	3000K, 3500K, 4100K, 5000K	>82
48in.	Up to 2450	19	3000K, 3500K, 4100K, 5000K	>82
48in.	Up to 2450	22	3500K, 4100K, 5000K	>82

Application Information


Applications

- Cooler/freezer case
- Cove lighting
- Display case
- General illumination
- High bay
- Parking garage
- Tunnels

Application Notes

1. The ULTRA HE T8 LED lamp is designed to use a dedicated external driver and G13 medium bi-pin non-shunted lamp holders.
2. Operating temperature range between -4°F and 122°F (-20°C and 50°C).
3. Suitable for use in dry and damp environments.
4. Not intended for use with emergency light fixtures or exit lights.
5. Maximum mounting distance between tube and driver is 10 feet.
6. For detailed warranty information, please see www.sylvania.com

Specifications and Certifications



Specification Data

Catalog #	Type
Project	
Comments	
Prepared by	

Specifications

Energy Data

Ambient Operating Temperature: -4°F to 122°F (-20°C to 50°C)**EMI/RFI:** FCC Title 47 CFR, Part 15, Class B**Input Voltage:** 120-277V**Input Frequency:** 50/60Hz**Input Power:** 10W (2ft), 19W (4ft) & 22W (4ft)**Input Current @ 120V_{AC}:** 0.09A (2ft) & 0.18A (4ft)**Input Current @ 277V_{AC}:** 0.04A (2ft) & 0.08A (4ft)**Power Factor:** >0.90**THD:** <20%

Lighting Data

Lumen Output: Up to 1150lm (2ft) & 2450lm (4ft)**Lumens per Watt:** Up to 129**Correlated Color Temperature (CCT):** 3000K, 3500K, 4100K, 5000K**Color Rendering Index (CRI):** >82**R9:** Up to 21

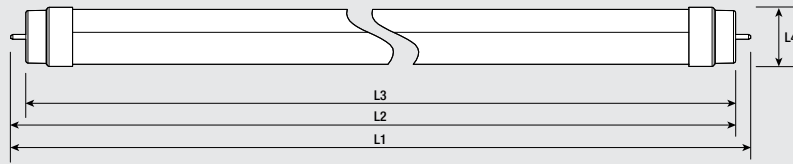
Ordering Information

Item Number	Ordering Abbreviation	Input Voltage (V)	Length (in.)	Lamp Power (W)	System Power (W)	Lumens per Lamp	LPW	Color Temp.	CRI	Beam Angle	No. of Lamps	No. of Drivers	No. of Lamp Holders	DLC (Y/N)
73113	LED10T8/L24/F/1x2HE/830/UNV	120-277	24	10	20	1100	110	3000K	82	150	2	1 Non-Dimmable Driver	4	Y
73099	LED10T8/L24/F/1x2HE/835/UNV	120-277	24	10	20	1100	110	3500K	83	150	2	1 Non-Dimmable Driver	4	Y
73100	LED10T8/L24/F/1x2HE/841/UNV	120-277	24	10	20	1100	110	4100K	85	150	2	1 Non-Dimmable Driver	4	Y
73101	LED10T8/L24/F/1x2HE/850/UNV	120-277	24	10	20	1150	115	5000K	83	150	2	1 Non-Dimmable Driver	4	Y
73119	LED19T8/L48/F/1x2HE/830/UNV	120-277	48	19	38	2350	124	3000K	82	150	2	1 Non-Dimmable Driver	4	Y
73106	LED19T8/L48/F/1x2HE/835/UNV	120-277	48	19	38	2350	124	3500K	83	150	2	1 Non-Dimmable Driver	4	Y
73107	LED19T8/L48/F/1x2HE/841/UNV	120-277	48	19	38	2350	124	4100K	85	150	2	1 Non-Dimmable Driver	4	Y
73108	LED19T8/L48/F/1x2HE/850/UNV	120-277	48	19	38	2450	129	5000K	83	150	2	1 Non-Dimmable Driver	4	Y
73112	LED10T8/L24/F/1x1HE/830/UNV	120-277	24	10	10	1100	110	3000K	82	150	1	1 Non-Dimmable Driver	2	Y
73096	LED10T8/L24/F/1x1HE/835/UNV	120-277	24	10	10	1100	110	3500K	83	150	1	1 Non-Dimmable Driver	2	Y
73097	LED10T8/L24/F/1x1HE/841/UNV	120-277	24	10	10	1100	110	4100K	85	150	1	1 Non-Dimmable Driver	2	Y
73098	LED10T8/L24/F/1x1HE/850/UNV	120-277	24	10	10	1150	115	5000K	83	150	1	1 Non-Dimmable Driver	2	Y
73118	LED19T8/L48/F/1x1HE/830/UNV	120-277	48	19	19	2350	124	3000K	82	150	1	1 Non-Dimmable Driver	2	Y
73102	LED19T8/L48/F/1x1HE/835/UNV	120-277	48	19	19	2350	124	3500K	83	150	1	1 Non-Dimmable Driver	2	Y
73103	LED19T8/L48/F/1x1HE/841/UNV	120-277	48	19	19	2350	124	4100K	85	150	1	1 Non-Dimmable Driver	2	Y
73104	LED19T8/L48/F/1x1HE/850/UNV	120-277	48	19	19	2450	129	5000K	83	150	1	1 Non-Dimmable Driver	2	Y
73114	LED10T8/L24/F/1x3HE/830/UNV	120-277	24	10	30	1100	110	3000K	82	150	3	1 Non-Dimmable Driver	6	Y
73115	LED10T8/L24/F/1x3HE/835/UNV	120-277	24	10	30	1100	110	3500K	83	150	3	1 Non-Dimmable Driver	6	Y
73116	LED10T8/L24/F/1x3HE/841/UNV	120-277	24	10	30	1100	110	4100K	85	150	3	1 Non-Dimmable Driver	6	Y
73117	LED10T8/L24/F/1x3HE/850/UNV	120-277	24	10	30	1100	110	5000K	83	150	3	1 Non-Dimmable Driver	6	Y
73142	LED22T8/L48/F/DIM1x2HE/835/UNV	120-277	48	22	44	2350	107	3500K	83	150	2	1 (0-10V) Dimmable Driver	4	N
73143	LED22T8/L48/F/DIM1x2HE/841/UNV	120-277	48	22	44	2350	107	4100K	85	150	2	1 (0-10V) Dimmable Driver	4	N
73144	LED22T8/L48/F/DIM1x2HE/850/UNV	120-277	48	22	44	2450	111	5000K	83	150	2	1 (0-10V) Dimmable Driver	4	N
73121	LED19T8/L48/F/1x2HE/830/347V	347	48	19	38	2150	113	3000K	84	150	2	1 Non-Dimmable Driver	4	Y
73122	LED19T8/L48/F/1x2HE/835/347V	347	48	19	38	2150	113	3500K	90	150	2	1 Non-Dimmable Driver	4	Y
73123	LED19T8/L48/F/1x2HE/841/347V	347	48	19	38	2150	113	4100K	88	150	2	1 Non-Dimmable Driver	4	Y
73124	LED19T8/L48/F/1x2HE/850/347V	347	48	19	38	2150	113	5000K	88	150	2	1 Non-Dimmable Driver	4	Y
73369	LED19T8/L48/F/1x3HE/830/UNV	120-277	48	19	58	2350	122	3000K	82	150	3	1 Non-Dimmable Driver	6	Y
73370	LED19T8/L48/F/1x3HE/835/UNV	120-277	48	19	58	2350	122	3500K	83	150	3	1 Non-Dimmable Driver	6	Y
73371	LED19T8/L48/F/1x3HE/841/UNV	120-277	48	19	58	2350	122	4100K	85	150	3	1 Non-Dimmable Driver	6	Y
73372	LED19T8/L48/F/1x3HE/850/UNV	120-277	48	19	58	2450	127	5000K	83	150	3	1 Non-Dimmable Driver	6	Y
73365	LED19T8/L48/F/1x4HE/830/UNV	120-277	48	19	78	2350	121	3000K	82	150	4	1 Non-Dimmable Driver	8	Y
73366	LED19T8/L48/F/1x4HE/835/UNV	120-277	48	19	78	2350	121	3500K	83	150	4	1 Non-Dimmable Driver	8	Y
73367	LED19T8/L48/F/1x4HE/841/UNV	120-277	48	19	78	2350	121	4100K	85	150	4	1 Non-Dimmable Driver	8	Y
73368	LED19T8/L48/F/1x4HE/850/UNV	120-277	48	19	78	2450	126	5000K	83	150	4	1 Non-Dimmable Driver	8	Y

Ordering Guide

LED	10	T8	/	L	24	/	F	/	1	X	2	HE	/	8	35	/	UNV
LED	Wattage	Lamp Type		Length	24 Inches Overall Length		Frosted Lens		1 Driver/Kit		2 Lamps/Kit	High Efficiency		CRI 83	Color Temperature 35 = 3500K		Universal Voltage

Assembly Diagram



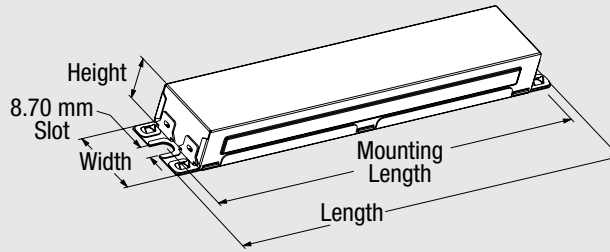
Product Description	L1 End of Base Pin to End of Opposite Pin End	L2 Base Face to End of Opposite Base Pin	L3 Base Face to Base Face	L4 Bulb Outside Diameter
LED10T8L24 (2ft)	23.725" \pm 0.055" (602.6mm \pm 1.4mm)	23.45" \pm 0.05" (595.65mm \pm 1.25mm)	max 23.22" (589.8mm)	1.02" \pm 0.08" (25.9mm \pm 2.0mm)
LED19T8L48 (4ft)	47.725" \pm 0.055" (1212.2mm \pm 1.4mm)	47.45" \pm 0.05" (1205.25mm \pm 1.25mm)	max 47.22" (1199.4mm)	1.02" \pm 0.08" (25.9mm \pm 2.0mm)
LED22T8L48 (4ft)	47.725" \pm 0.055" (1212.2mm \pm 1.4mm)	47.45" \pm 0.05" (1205.25mm \pm 1.25mm)	max 47.22" (1199.4mm)	1.02" \pm 0.08" (25.9mm \pm 2.0mm)

Dimensions:

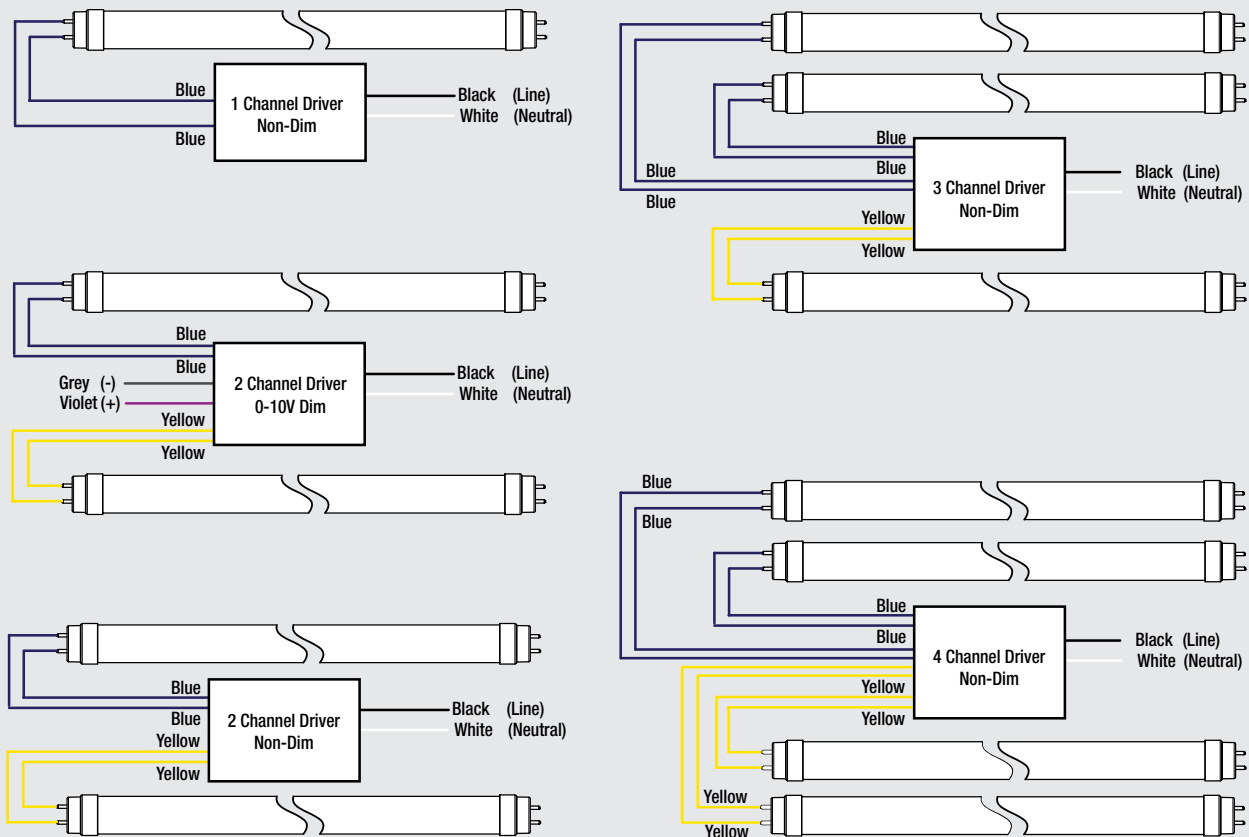
Overall: 9.4" L x 1.8" W x 1.2" H
Mounting: 8.90"

Wiring:

Input lead length 29.5" (750mm), 18 AWG
Output lead length 11.0" (280mm), 20 AWG



Wiring Diagram



Note:

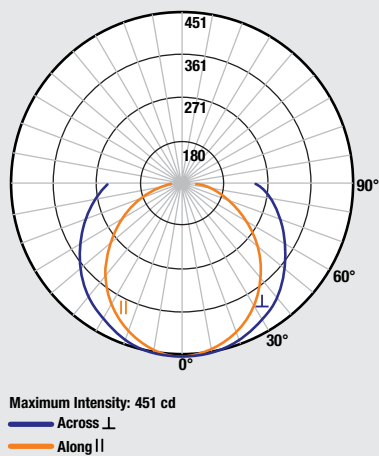
1. Driver output is polarity neutral.
2. Electrical connection can be made through either end of the lamp.
3. For 1 lamp operation, cap off unused leads.

Photometric Information

Illuminance at a Distance

	Center Beam Illuminance	Beam Width	
		Along \parallel	Across \perp
6.5 ft	10.4 fc	17.1 ft	106.6 ft
13 ft	2.6 fc	34.4 ft	212.9 ft
20 ft	1.1 fc	51.5 ft	319.6 ft

Polar Chart



Total Lumen Distribution

Zone	Lumens	% Lamp
0-30	352	17
0-40	583	28
0-60	1082	53
0-90	1647	80
60-90	565	27
0-80	2062	100

Photometric information for LED19T8L48/F/1x1HE/830/UNV; 1 lamp operation

Warranty

ULTRA HE LED T8 Retrofit Kits are covered by the LED T8 System Limited Warranty, a comprehensive system warranty. For additional details, please visit www.sylvania.com/warranty

OSRAM

Americas Headquarters

OSRAM SYLVANIA Inc.

100 Endicott Street

Danvers, MA 01923 USA

Phone 1-800-LIGHTBULB (1-800-544-4828)

www.sylvania.com

SYLVANIA is a registered trademark of OSRAM SYLVANIA Inc.
The DesignLights Consortium mark is a registered trademark of DesignLights Consortium.
Specifications subject to change without notice.

/sylvania

/sylvania



This foregoing document was electronically filed with the Public Utilities

Commission of Ohio Docketing Information System on

10/27/2015 2:54:34 PM

in

Case No(s). 15-1535-EL-EEC

Summary: Application Dollar General #2871 and Ohio Power Company for approval of a special arrangement agreement with a mercantile customer electronically filed by Mr. Matthew J Satterwhite on behalf of Ohio Power Company