



Public Utilities Commission

Application to Commit Energy Efficiency/Peak Demand Reduction Programs (Mercantile Customers Only)

Case No.: 14-0164-EL-EEC

Mercantile Customer: Walgreen Company

Electric Utility: The Cleveland Electric Illuminating Company

Program Title or
Description: Walgreen 2013 Upgrades LED Case Lighting Retrofit

Rule 4901:1-39-05(F), Ohio Administrative Code (O.A.C.), permits a mercantile customer to file, either individually or jointly with an electric utility, an application to commit the customer's existing demand reduction, demand response, and energy efficiency programs for integration with the electric utility's programs. The following application form is to be used by mercantile customers, either individually or jointly with their electric utility, to apply for commitment of such programs in accordance with the Commission's pilot program established in Case No. 10-834-EL-POR

Completed applications requesting the cash rebate reasonable arrangement option in lieu of an exemption from the electric utility's energy efficiency and demand reduction (EEDR) rider will be automatically approved on the sixty-first calendar day after filing, unless the Commission, or an attorney examiner, suspends or denies the application prior to that time. Completed applications requesting the exemption from the EEDR rider for a period of up to 12 months will also qualify for the 60-day automatic approval. However, all applications requesting an exemption from the EEDR rider for longer than 12 months must provide additional information, as described within the Historical Mercantile Annual Report Template, that demonstrates additional energy savings and the continuance of the Customer's energy efficiency program. This information must be provided to the Commission at least 61 days prior to the termination of the initial 12 month exemption period to prevent interruptions in the exemption period.

Complete a separate application for each customer program. Projects undertaken by a customer as a single program at a single location or at various locations within the same service territory should be submitted together as a single program filing, when possible.

Check all boxes that are applicable to your program. For each box checked, be sure to complete all subparts of the question, and provide all requested additional information. Submittal of altered or incomplete applications may result in a suspension of the automatic approval process or denial of the application.

Any confidential or trade secret information may be submitted to Staff on disc or via email at ee-pdr@puc.state.oh.us.

Section 1: Mercantile Customer Information

Name:Walgreen Co.

Principal address:300 Willmot Rd., MS 3301, Deerfield, IL 60015

Address of facility for which this energy efficiency program applies:See Walgreen 2013
Case Retrofit Project Summary Attac

Name and telephone number for responses to questions:Laura Hill - 847.527.4729

Electricity use by the customer (check the box(es) that apply):

- ☐ The customer uses more than seven hundred thousand kilowatt hours per year at the above facility. (Please attach documentation.)
- ☒ The customer is part of a national account involving multiple facilities in one or more states. (Please attach documentation.)

Section 2: Application Information

A) The customer is filing this application (choose which applies):

- ☐ Individually, without electric utility participation.
- ☒ Jointly with the electric utility.

B) The electric utility is: The Cleveland Electric Illuminating Company

C) The customer is offering to commit (check any that apply):

- ☒ Energy savings from the customer's energy efficiency program.
(Complete Sections 3, 5, 6, and 7.)
- ☐ Capacity savings from the customer's demand response/demand reduction program. (Complete Sections 4, 5, 6, and 7.)
- ☐ Both the energy savings and the capacity savings from the customer's energy efficiency program. (Complete all sections of the Application.)

Section 3: Energy Efficiency Programs

A) The customer's energy efficiency program involves (check those that apply):

- ☒ Early replacement of fully functioning equipment with new equipment. (Provide the date on which the customer replaced fully functioning equipment, and the date on which the customer would have replaced such equipment if it had not been replaced early. Please include a brief explanation for how the customer determined this future replacement date (or, if not known, please explain why this is not known)). If Checked, Please see Exhibit 1 and Exhibit 2
- ☐ Installation of new equipment to replace failed equipment which has no useful life remaining. The customer installed new equipment on the following date(s): _____.
- ☐ Installation of new equipment for new construction or facility expansion. The customer installed new equipment on the following date(s): _____.
- ☐ Behavioral or operational improvement.

B) Energy savings achieved/to be achieved by the energy efficiency program:

- 1) If you checked the box indicating that the project involves the early replacement of fully functioning equipment replaced with new equipment, then calculate the annual savings [(kWh used by the original equipment) - (kWh used by new equipment) = (kWh per year saved)]. Please attach your calculations and record the results below:

Annual savings: 60,580 kWh

- 2) If you checked the box indicating that the customer installed new equipment to replace failed equipment which had no useful life remaining, then calculate the annual savings [(kWh used by new standard equipment) - (kWh used by the optional higher efficiency new equipment) = (kWh per year saved)]. Please attach your calculations and record the results below:

Annual savings: _____ kWh

Please describe any less efficient new equipment that was rejected in favor of the more efficient new equipment. **Please see Exhibit 1 if applicable**

- 3) If you checked the box indicating that the project involves equipment for new construction or facility expansion, then calculate the annual savings [(kWh used by standard new equipment) - (kWh used by optional higher efficiency new equipment) = (kWh per year saved)]. Please attach your calculations and record the results below:

Annual savings: _____ kWh

Please describe the less efficient new equipment that was rejected in favor of the more efficient new equipment. **Please see Exhibit 1 if applicable**

- 4) If you checked the box indicating that the project involves behavioral or operational improvements, provide a description of how the annual savings were determined.

Annual savings: _____ kWh

Section 4: Demand Reduction/Demand Response Programs

A) The customer's program involves (check the one that applies):

- ☒ This project does not include peak demand reduction savings.
- ☐ Coincident peak-demand savings from the customer's energy efficiency program.
- ☐ Actual peak-demand reduction. (Attach a description and documentation of the peak-demand reduction.)
- ☐ Potential peak-demand reduction (check the one that applies):
 - ☐ The customer's peak-demand reduction program meets the requirements to be counted as a capacity resource under a tariff of a regional transmission organization (RTO) approved by the Federal Energy Regulatory Commission.
 - ☐ The customer's peak-demand reduction program meets the requirements to be counted as a capacity resource under a program that is equivalent to an RTO program, which has been approved by the Public Utilities Commission of Ohio.

B) On what date did the customer initiate its demand reduction program?

C) What is the peak demand reduction achieved or capable of being achieved (show calculations through which this was determined):

_____ kW

**Section 5: Request for Cash Rebate Reasonable
Arrangement, Exemption from Rider, or Commitment Payment**

Under this section, check all boxes that apply and fill in all corresponding blanks.

A) The customer is applying for:

☒ A cash rebate reasonable arrangement.

☐ An exemption from the energy efficiency cost recovery mechanism implemented by the electric utility.

☐ Commitment payment

B) The value of the option that the customer is seeking is:

A cash rebate reasonable arrangement.

☒ A cash rebate of \$2,272. (Rebate shall not exceed 50% project cost. Attach documentation showing the methodology used to determine the cash rebate value and calculations showing how this payment amount was determined.)

An exemption from payment of the electric utility's energy efficiency/peak demand reduction rider.

☐ An exemption from payment of the electric utility's energy efficiency/peak demand reduction rider for _____ months (not to exceed 24 months). (Attach calculations showing how this time period was determined.)

☐ Ongoing exemption from payment of the electric utility's energy efficiency/peak demand reduction rider for an initial period of 24 months because this program is part of the customer's ongoing efficiency program. (Attach documentation that establishes the ongoing nature of the program.) In order to continue the exemption beyond the initial 12 month period, the customer will need to complete, and file within this application, the Historical Mercantile Annual Report

Template to verify the projects energy savings are persistent.

- ☐ A commitment payment valued at no more than \$____. (Attach documentation and calculations showing how this payment amount was determined.)

Section 6: Cost Effectiveness

The program is cost effective because it has a benefit/cost ratio greater than 1 using the (choose which applies):

- ☐ Total Resource Cost (TRC) Test. The calculated TRC value is: _____(Continue to Subsection 1, then skip Subsection 2)
- ☒ Utility Cost Test (UCT) . The calculated UCT value is: See Exhibit 3 (Skip to Subsection 2.)

Subsection 1: TRC Test Used (please fill in all blanks).

The TRC value of the program is calculated by dividing the value of our avoided supply costs (generation capacity, energy, and any transmission or distribution) by the sum of our program overhead and installation costs and any incremental measure costs paid by either the customer or the electric utility.

The electric utility's avoided supply costs were _____.

Our program costs were _____.

The incremental measure costs were _____.

Subsection 2: UCT Used (please fill in all blanks).

We calculated the UCT value of our program by dividing the value of our avoided supply costs (capacity and energy) by the costs to our electric utility (including administrative costs and incentives paid or rider exemption costs) to obtain our commitment.

Our avoided supply costs were **See Exhibit 3**

The utility's program costs were **See Exhibit 3**

The utility's incentive costs/rebate costs were **See Exhibit 3**

Section 7: Additional Information

Please attach the following supporting documentation to this application:

- Narrative description of the program including, but not limited to, make, model, and year of any installed and replaced equipment.
- A copy of the formal declaration or agreement that commits the program or measure to the electric utility, including:
 - 1) any confidentiality requirements associated with the agreement;
 - 2) a description of any consequences of noncompliance with the terms of the commitment;
 - 3) a description of coordination requirements between the customer and the electric utility with regard to peak demand reduction;
 - 4) permission by the customer to the electric utility and Commission staff and consultants to measure and verify energy savings and/or peak-demand reductions resulting from your program; and,
 - 5) a commitment by the customer to provide an annual report on your energy savings and electric utility peak-demand reductions achieved.
- A description of all methodologies, protocols, and practices used or proposed to be used in measuring and verifying program results. Additionally, identify and explain all deviations from any program measurement and verification guidelines that may be published by the Commission.



Public Utilities Commission

Application to Commit
Energy Efficiency/Peak Demand
Reduction Programs
(Mercantile Customers Only)

Case No.: 14-016⁴-EL-EEC

State of OH :


Laura Hill, Affiant, being duly sworn according to law, deposes and says that:

1. I am the duly authorized representative of:


Walgreen Co.

[insert customer or EDU company name and any applicable name(s) doing business as]

2. I have personally examined all the information contained in the foregoing application, including any exhibits and attachments. Based upon my examination and inquiry of those persons immediately responsible for obtaining the information contained in the application, I believe that the information is true, accurate and complete.

 Lead Sr. Tax Analyst
Signature of Affiant & Title

Sworn and subscribed before me this 24th day of February, 2014 Month/Year

 Signature of official administering oath

June E Bracco
Print Name and Title

Notary Public

My commission expires on 05/17/16



Loc #	Address	City	State	Zip	Utility
10222	2730 BROADWAY	LORAIN	OH	44052	Ohio Edison
10295	1321 DELAWARE AVE	MARION	OH	43302	Ohio Edison
10519	2864 MCCARTNEY RD	YOUNGSTOWN	OH	44505	Ohio Edison
10567	95 W GARFIELD RD	AURORA	OH	44202	Ohio Edison
10569	2249 YOUNGSTOWN WARREN RD	NILES	OH	44446	Ohio Edison
10784	144 E MAIN ST	RAVENNA	OH	44266	Ohio Edison
10956	4 E LEAGUE ST	NORWALK	OH	44857	Ohio Edison
11143	3009 W MARKET ST	FAIRLAWN	OH	44333	Ohio Edison
11730	600 S MECCA ST	CORTLAND	OH	44410	Ohio Edison
11748	361 E WATERLOO RD	AKRON	OH	44319	Ohio Edison
11964	40 N MERIDIAN RD	YOUNGSTOWN	OH	44509	Ohio Edison
9073	20200 VAN AKEN BLVD	SHAKER HEIGHTS	OH	44122	The Illuminating Company
9407	14815 MADISON AVE	LAKEWOOD	OH	44107	The Illuminating Company
10220	520 BROADWAY AVE	BEDFORD	OH	44146	The Illuminating Company
10518	6707 N RIDGE RD	MADISON	OH	44057	The Illuminating Company
11558	5644 MAYFIELD RD	LYNDHURST	OH	44124	The Illuminating Company
12444	3415 CLARK AVE	CLEVELAND	OH	44109	The Illuminating Company
12445	24590 LORAIN RD	NORTH OLMSTED	OH	44070	The Illuminating Company
10611	6636 W CENTRAL AVE	TOLEDO	OH	43617	Toledo Edison / 3638

Customer Legal Entity Name: Walgreen Co.
Site Address: Walgreens #9407 Lakewood, OH
Principal Address: 14815 Madison Ave.

Project No.	Project Name	Narrative description of your program including, but not limited to, make, model, and year of any installed and replaced equipment:	Description of methodologies, protocols and practices used in measuring and verifying project results	What date would you have replaced your equipment if you had not replaced it early? Also, please explain briefly how you determined this future replacement date.	Please describe the less efficient new equipment that you rejected in favor of the more efficient new equipment.
1	Lighting	Early replacement of fully functioning equipment with new equipment. Replaced F70T8 lamps and ballasts in freezer doors with 13.8 W LED center section Lamps and 7.2 Watt right and left end lamps. (See Attachment A.1 for cutsheets)	First Energy lighting calculator used to calculate savings for rebate. (IPMVP Option A) See Attachment B.1 summary of FE lighting calculator savings calculation.	No specific date. 2-5 years or as existing equipment failed.	N/A

Exhibit 2

Customer Legal Entity Name: Walgreen Co.

Site Address: Walgreens #9407 Lakewood, OH

Principal Address: 14815 Madison Ave.

	Unadjusted Usage, kwh (A)	Weather Adjusted Usage, kwh (B)	Weather Adjusted Usage with Energy Efficiency Addbacks, kwh (c) <i>Note 1</i>
2012	350,040	350,040	350,040
2011	340,760	340,760	340,760
2010	340,480	340,480	340,480
Average	343,760	343,760	343,760

Project Number	Project Name	In-Service Date	Project Cost \$	50% of Project Cost \$	KWh Saved/Year (D) counting towards utility compliance	KWh Saved/Year (E) eligible for incentive	Utility Peak Demand Reduction Contribution, KW (F)	Prescriptive Rebate Amount (G) \$	Eligible Rebate Amount (H) \$ <i>Note 2</i>
1	Lighting	07/08/2013	\$2,317	\$1,159	15,145	15,145	-	\$757	\$568
					-	-	-		
					-	-	-		
					-	-	-		
					-	-	-		
					-	-	-		
					-	-	-		
	Total		\$2,317		15,145	15,145	0	\$757	\$568

Docket No. 14-0164

Site: 14815 Madison Ave.

Notes

(1) Customer's usage is adjusted to account for the effects of the energy efficiency programs included in this application. When applicable, such adjustments are prorated to the in-service date to account for partial year savings.

(2) The eligible rebate amount is based upon 75% of the rebates offered by the FirstEnergy Commercial and Industrial Energy Efficiency programs or 75% of \$0.08/kWh for custom programs for all energy savings eligible for a cash rebate as defined in the PUCO order in Case NO.10-834-EL-EEC dated 9/15/2010, not to exceed the lesser of 50% of the project cost or \$250,000 per project. The rebate also cannot exceed \$500,000 per customer per year, per utility service territory.

Commitment
Payment
\$

\$0

Exhibit 3 Utility Cost Test

UCT = Utility Avoided Costs / Utility Costs

Project	Total Annual Savings, MWh (A)	Utility Avoided Cost \$/MWh (B)	Utility Avoided Cost \$ (C)	Utility Cost \$ (D)	Cash Rebate \$ (E)	Administrator Variable Fee \$ (F)	Total Utility Cost \$ (G)	UCT (H)
1	15	\$ 308	\$ 4,669	\$ 4,050	\$568	\$151	\$ 4,769	1.0
Total	15	\$ 308	4,669	4,050	\$568	\$151	4,769	1.0

Notes

- (A) From Exhibit 2, = kWh saved / 1000
- (B) This value represents avoided energy costs (wholesale energy prices) from the Department of Energy, Energy Information Administration's 2009 Annual Energy Outlook (AEO) low oil prices case. The AEO represents a national average energy price, so for a better representation of the energy price that Ohio customers would see, a Cinergy Hub equivalent price was derived by applying a ratio based on three years of historic national average and Cinergy Hub prices. This value is consistent with avoided cost assumptions used in EE&PDR Program Portfolio and Initial Benchmark Report, filed Dec 15, 2009 (See Section 8.1, paragraph a).
- (C) = (A) * (B)
- (D) Represents the utility's costs incurred for self-directed mercantile applications for applications filed and applications in progress. Includes incremental costs of legal fees, fixed administrative expenses, etc.
- (E) This is the amount of the cash rebate paid to the customer for this project.
- (F) Based on approximate Administrator's variable compensation for purposes of calculating the UCT, actual compensation may be less.
- (G) = (D) + (E) + (F)
- (H) = (C) / (G)

Walgreen Co. ~ Walgreens #9407 Lakewood, OH
Docket No. 14-0164

Site: 14815 Madison Ave.

Instructions: Please use one line for each fixture type in a room or area.

For existing or proposed control, choose OCC for Occupancy Sensor, DAY for photosensor, HI-Lo for hi-lo level sensors or NONE for none. Controls in spaces where existing controls exist do not qualify for incentives.

The total of Column S, the quantities of CFLs and exit signs in Column M, and the quantities of sensors in Column R, will be used to calculate your incentive on the NonStandard Lighting form.

Applicant Name:	Waggener's - Lakewood
Facility Name:	Store #9407
Date:	
Lighting Zone (waterproof only)	Lighting Zone 2

Version 1.0 Page 1 of 4 4/24/2014

Lighting Form

[illegible]

Project Estimated Annual Savings Summary

Lighting

Estimated Annual kWh Savings	15,145
Total Change in Connected Load	1.25

Annual Estimated Cost Savings	\$1,514.50
Annual Operating Hours	8,760

Interior Lighting Incentive @ \$0.05/kWh (excluding retrofit CFLs, sensors, or LED exit signs)	\$757.25
Exterior Lighting Incentive @ \$0.05/kWh (excluding retrofit CFLs, sensors, or LED exit signs)	\$0.00
Total retrofit CFL Incentive @ \$1/screw-in CFL lamp; \$15/hard-wired CFL lamp (includes all retrofit CFLs, both interior and exterior)	\$0.00
Total retrofit LED Exit Incentive @ \$10/exit sign	\$0.00
Total Lighting Controls Incentive @ \$25/occupancy sensor and \$25/daylight sensor (includes all Lighting Controls, both interior and exterior)	\$0.00

Total Calculated Incentive	\$757.25
----------------------------	----------

Total Fixture Quantity excluding retrofit CFLs and LED Exit Signs	19
Total Lamp Quantity for retrofit Screw-In CFLs	0

Total Lamp Quantity for retrofit Hard-Wired CFLs	0
Total Fixture Quantity for retrofit LED Exit Signs	0
Total Quantity for Occupancy Sensors	0
Total Quantity for Daylight Sensors	0

Please briefly describe how you estimated your coincidence factor (CF) and applicant equivalent full-load hours (EFLH) for facility type "Other" indicated on the Lighting Form tab Freezer and case lighting are on 24/7/365
--

Demand Savings (For Internal Use Only)	1.64
--	------

Customer Legal Entity Name: Walgreen Co.
Site Address: Walgreens 10220 Bedford, OH
Principal Address: 520 Broadway Ave.

Project No.	Project Name	Narrative description of your program including, but not limited to, make, model, and year of any installed and replaced equipment:	Description of methodologies, protocols and practices used in measuring and verifying project results	What date would you have replaced your equipment if you had not replaced it early? Also, please explain briefly how you determined this future replacement date.	Please describe the less efficient new equipment that you rejected in favor of the more efficient new equipment.
1	Lighting	Early replacement of fully functioning equipment with new equipment. Replaced F70T8 lamps and ballasts in freezer doors with 13.8 W LED center section Lamps and 7.2 Watt right and left end lamps. (See Attachment A.1 for cutsheets)	First Energy lighting calculator used to calculate savings for rebate. (IPMVP Option A) See Attachment B.1 summary of FE lighting calculator savings calculation.	No specific date. 2-5 years or as existing equipment failed.	N/A

Exhibit 2

Customer Legal Entity Name: Walgreen Co.

Site Address: Walgreens 10220 Bedford, OH

Principal Address: 520 Broadway Ave.

	Unadjusted Usage, kwh (A)	Weather Adjusted Usage, kwh (B)	Weather Adjusted Usage with Energy Efficiency Addbacks, kwh (c) <i>Note 1</i>
2012	339,240	339,240	339,240
2011	334,960	334,960	334,960
2010	356,640	356,640	356,640
Average	343,613	343,613	343,613

Project Number	Project Name	In-Service Date	Project Cost \$	50% of Project Cost \$	KWh Saved/Year (D) counting towards utility compliance	KWh Saved/Year (E) eligible for incentive	Utility Peak Demand Reduction Contribution, KW (F)	Prescriptive Rebate Amount (G) \$	Eligible Rebate Amount (H) \$ <i>Note 2</i>
1	Lighting	07/10/2013	\$2,359	\$1,180	15,145	15,145	-	\$757	\$568
					-	-	-		
					-	-	-		
					-	-	-		
					-	-	-		
					-	-	-		
					-	-	-		
					-	-	-		
		Total	\$2,359		15,145	15,145	0	\$757	\$568

Docket No. 14-0164

Site: 520 Broadway Ave.

Notes

(1) Customer's usage is adjusted to account for the effects of the energy efficiency programs included in this application. When applicable, such adjustments are prorated to the in-service date to account for partial year savings.

(2) The eligible rebate amount is based upon 75% of the rebates offered by the FirstEnergy Commercial and Industrial Energy Efficiency programs or 75% of \$0.08/kWh for custom programs for all energy savings eligible for a cash rebate as defined in the PUCO order in Case NO.10-834-EL-EEC dated 9/15/2010, not to exceed the lesser of 50% of the project cost or \$250,000 per project. The rebate also cannot exceed \$500,000 per customer per year, per utility service territory.

Commitment
Payment
\$

\$0

Exhibit 3 Utility Cost Test

UCT = Utility Avoided Costs / Utility Costs

Project	Total Annual Savings, MWh (A)	Utility Avoided Cost \$/MWh (B)	Utility Avoided Cost \$ (C)	Utility Cost \$ (D)	Cash Rebate \$ (E)	Administrator Variable Fee \$ (F)	Total Utility Cost \$ (G)	UCT (H)
1	15	\$ 308	\$ 4,669	\$ 4,050	\$568	\$151	\$ 4,769	1.0
Total	15	\$ 308	4,669	4,050	\$568	\$151	4,769	1.0

Notes

- (A) From Exhibit 2, = kWh saved / 1000
- (B) This value represents avoided energy costs (wholesale energy prices) from the Department of Energy, Energy Information Administration's 2009 Annual Energy Outlook (AEO) low oil prices case. The AEO represents a national average energy price, so for a better representation of the energy price that Ohio customers would see, a Cinergy Hub equivalent price was derived by applying a ratio based on three years of historic national average and Cinergy Hub prices. This value is consistent with avoided cost assumptions used in EE&PDR Program Portfolio and Initial Benchmark Report, filed Dec 15, 2009 (See Section 8.1, paragraph a).
- (C) = (A) * (B)
- (D) Represents the utility's costs incurred for self-directed mercantile applications for applications filed and applications in progress. Includes incremental costs of legal fees, fixed administrative expenses, etc.
- (E) This is the amount of the cash rebate paid to the customer for this project.
- (F) Based on approximate Administrator's variable compensation for purposes of calculating the UCT, actual compensation may be less.
- (G) = (D) + (E) + (F)
- (H) = (C) / (G)

Walgreen Co. ~ Walgreens 10220 Bedford, OH
Docket No. 14-0164

Site: 520 Broadway Ave.

Instructions: Please use one line for each fixture type in a room or area.

For existing or proposed control, choose OCC for Occupancy Sensor, DAY for photosensor, HI-Lo for hi-lo level sensors or NONE for none. Controls in spaces where existing controls exist do not qualify for incentives.

The total of Column S, the quantities of CFLs and exit signs in Column M, and the quantities of sensors in Column R, will be used to calculate your incentive on the NonStandard Lighting form.

Applicant Name:	Walgreen's - Bedford
Facility Name:	Store #10000
Date:	1/7/2014
Lighting Zone (waterproof only)	Lighting Zone 2

Version 1.0

Lighting Form

[illegible]

Project Estimated Annual Savings Summary

Lighting

Estimated Annual kWh Savings	15,145
Total Change in Connected Load	1.25

Annual Estimated Cost Savings	\$1,514.50
Annual Operating Hours	8,760

Interior Lighting Incentive @ \$0.05/kWh (excluding retrofit CFLs, sensors, or LED exit signs)	\$757.25
Exterior Lighting Incentive @ \$0.05/kWh (excluding retrofit CFLs, sensors, or LED exit signs)	\$0.00
Total retrofit CFL Incentive @ \$1/screw-in CFL lamp; \$15/hard-wired CFL lamp (includes all retrofit CFLs, both interior and exterior)	\$0.00
Total retrofit LED Exit Incentive @ \$10/exit sign	\$0.00
Total Lighting Controls Incentive @ \$25/occupancy sensor and \$25/daylight sensor (includes all Lighting Controls, both interior and exterior)	\$0.00

Total Calculated Incentive	\$757.25
----------------------------	----------

Total Fixture Quantity excluding retrofit CFLs and LED Exit Signs	19
Total Lamp Quantity for retrofit Screw-In CFLs	0

Total Lamp Quantity for retrofit Hard-Wired CFLs	0
Total Fixture Quantity for retrofit LED Exit Signs	0
Total Quantity for Occupancy Sensors	0
Total Quantity for Daylight Sensors	0

Please briefly describe how you estimated your coincidence factor (CF) and applicant equivalent full-load hours (EFLH) for facility type "Other" indicated on the Lighting Form tab Cooler and Freezer case lights are on 24/7 365.

Demand Savings (For Internal Use Only)	1.64
--	------

Customer Legal Entity Name: Walgreen Co.
Site Address: Walgreens #10518 Madison, OH
Principal Address: 6707 N. Ridge Rd.

Project No.	Project Name	Narrative description of your program including, but not limited to, make, model, and year of any installed and replaced equipment:	Description of methodologies, protocols and practices used in measuring and verifying project results	What date would you have replaced your equipment if you had not replaced it early? Also, please explain briefly how you determined this future replacement date.	Please describe the less efficient new equipment that you rejected in favor of the more efficient new equipment.
1	Lighting	Early replacement of fully functioning equipment with new equipment. Replaced F70T8 lamps and ballasts in freezer doors with 13.8 W LED center section Lamps and 7.2 Watt right and left end lamps. (See Attachment A.1 for cutsheets)	First Energy lighting calculator used to calculate savings for rebate. (IPMVP Option A) See Attachment B.1 summary of FE lighting calculator savings calculation.	No specific date. 2-5 years or as existing equipment failed.	N/A

Exhibit 2

Customer Legal Entity Name: Walgreen Co.

Site Address: Walgreens #10518 Madison, OH

Principal Address: 6707 N. Ridge Rd.

	Unadjusted Usage, kwh (A)	Weather Adjusted Usage, kwh (B)	Weather Adjusted Usage with Energy Efficiency Addbacks, kwh (c) <i>Note 1</i>
2012	358,120	358,120	358,120
2011	320,280	320,280	320,280
2010	336,920	336,920	336,920
Average	338,440	338,440	338,440

Project Number	Project Name	In-Service Date	Project Cost \$	50% of Project Cost \$	KWh Saved/Year (D) counting towards utility compliance	KWh Saved/Year (E) eligible for incentive	Utility Peak Demand Reduction Contribution, KW (F)	Prescriptive Rebate Amount (G) \$	Eligible Rebate Amount (H) \$ <i>Note 2</i>
1	Lighting	07/10/2013	\$2,359	\$1,180	15,145	15,145	-	\$757	\$568
					-	-	-		
					-	-	-		
					-	-	-		
					-	-	-		
					-	-	-		
					-	-	-		
		Total	\$2,359		15,145	15,145	0	\$757	\$568

Docket No. 14-0164

Site: 6707 N. Ridge Rd.

Notes

(1) Customer's usage is adjusted to account for the effects of the energy efficiency programs included in this application. When applicable, such adjustments are prorated to the in-service date to account for partial year savings.

(2) The eligible rebate amount is based upon 75% of the rebates offered by the FirstEnergy Commercial and Industrial Energy Efficiency programs or 75% of \$0.08/kWh for custom programs for all energy savings eligible for a cash rebate as defined in the PUCO order in Case NO.10-834-EL-EEC dated 9/15/2010, not to exceed the lesser of 50% of the project cost or \$250,000 per project. The rebate also cannot exceed \$500,000 per customer per year, per utility service territory.

Commitment
Payment
\$

\$0

Exhibit 3 Utility Cost Test

UCT = Utility Avoided Costs / Utility Costs

Project	Total Annual Savings, MWh (A)	Utility Avoided Cost \$/MWh (B)	Utility Avoided Cost \$ (C)	Utility Cost \$ (D)	Cash Rebate \$ (E)	Administrator Variable Fee \$ (F)	Total Utility Cost \$ (G)	UCT (H)
1	15	\$ 308	\$ 4,669	\$ 4,050	\$568	\$151	\$ 4,769	1.0
Total	15	\$ 308	4,669	4,050	\$568	\$151	4,769	1.0

Notes

- (A) From Exhibit 2, = kWh saved / 1000
- (B) This value represents avoided energy costs (wholesale energy prices) from the Department of Energy, Energy Information Administration's 2009 Annual Energy Outlook (AEO) low oil prices case. The AEO represents a national average energy price, so for a better representation of the energy price that Ohio customers would see, a Cinergy Hub equivalent price was derived by applying a ratio based on three years of historic national average and Cinergy Hub prices. This value is consistent with avoided cost assumptions used in EE&PDR Program Portfolio and Initial Benchmark Report, filed Dec 15, 2009 (See Section 8.1, paragraph a).
- (C) = (A) * (B)
- (D) Represents the utility's costs incurred for self-directed mercantile applications for applications filed and applications in progress. Includes incremental costs of legal fees, fixed administrative expenses, etc.
- (E) This is the amount of the cash rebate paid to the customer for this project.
- (F) Based on approximate Administrator's variable compensation for purposes of calculating the UCT, actual compensation may be less.
- (G) = (D) + (E) + (F)
- (H) = (C) / (G)

Walgreen Co. ~ Walgreens #10518 Madison, OH
Docket No. 14-0164

Site: 6707 N. Ridge Rd.

Instructions: Please use one line for each fixture type in a room or area.

Applicant Name:	Walgreen's - Madison
Facility Name:	Store #10513
Date:	1/8/2014
Lighting Zone (waterproof only)	Lighting Zone 2

Version 1.0 Page 1 of 4 7/16/2014

Lighting Form

[illegible]

Project Estimated Annual Savings Summary

Lighting

Estimated Annual kWh Savings	15,145
Total Change in Connected Load	1.25

Annual Estimated Cost Savings	\$1,514.50
Annual Operating Hours	8,760

Interior Lighting Incentive @ \$0.05/kWh (excluding retrofit CFLs, sensors, or LED exit signs)	\$757.25
Exterior Lighting Incentive @ \$0.05/kWh (excluding retrofit CFLs, sensors, or LED exit signs)	\$0.00
Total retrofit CFL Incentive @ \$1/screw-in CFL lamp; \$15/hard-wired CFL lamp (includes all retrofit CFLs, both interior and exterior)	\$0.00
Total retrofit LED Exit Incentive @ \$10/exit sign	\$0.00
Total Lighting Controls Incentive @ \$25/occupancy sensor and \$25/daylight sensor (includes all Lighting Controls, both interior and exterior)	\$0.00

Total Calculated Incentive	\$757.25
----------------------------	----------

Total Fixture Quantity excluding retrofit CFLs and LED Exit Signs	19
Total Lamp Quantity for retrofit Screw-In CFLs	0

Total Lamp Quantity for retrofit Hard-Wired CFLs	0
Total Fixture Quantity for retrofit LED Exit Signs	0
Total Quantity for Occupancy Sensors	0
Total Quantity for Daylight Sensors	0

<p>Please briefly describe how you estimated your coincidence factor (CF) and applicant equivalent full-load hours (EFLH) for facility type "Other" indicated on the Lighting Form tab Case lighting on 24/7 365</p>
--

Demand Savings (For Internal Use Only)	1.64
--	------

Customer Legal Entity Name: Walgreen Co.
Site Address: Walgreens #12445
Principal Address: 24590 Lorain Rd.

Project No.	Project Name	Narrative description of your program including, but not limited to, make, model, and year of any installed and replaced equipment:	Description of methodologies, protocols and practices used in measuring and verifying project results	What date would you have replaced your equipment if you had not replaced it early? Also, please explain briefly how you determined this future replacement date.	Please describe the less efficient new equipment that you rejected in favor of the more efficient new equipment.
1	Lighting	Early replacement of fully functioning equipment with new equipment. Replaced F70T8 lamps and ballasts in freezer doors with 13.8 W LED center section Lamps and 7.2 Watt right and left end lamps. (See Attachment A.1 for cutsheets)	First Energy lighting calculator used to calculate savings for rebate. (IPMVP Option A) See Attachment B.1 summary of FE lighting calculator savings calculation.	No specific date. 2-5 years or as existing equipment failed.	N/A

Exhibit 2

Customer Legal Entity Name: Walgreen Co.

Site Address: Walgreens #12445

Principal Address: 24590 Lorain Rd.

	Unadjusted Usage, kwh (A)	Weather Adjusted Usage, kwh (B)	Weather Adjusted Usage with Energy Efficiency Addbacks, kwh (c) <i>Note 1</i>
2012	304,080	304,080	304,080
2011	302,640	302,640	302,640
2010	304,320	304,320	304,320
Average	303,680	303,680	303,680

Project Number	Project Name	In-Service Date	Project Cost \$	50% of Project Cost \$	KWh Saved/Year (D) counting towards utility compliance	KWh Saved/Year (E) eligible for incentive	Utility Peak Demand Reduction Contribution, KW (F)	Prescriptive Rebate Amount (G) \$	Eligible Rebate Amount (H) \$ <i>Note 2</i>
1	Lighting	07/09/2013	\$2,276	\$1,138	15,145	15,145	-	\$757	\$568
					-	-	-		
					-	-	-		
					-	-	-		
					-	-	-		
					-	-	-		
					-	-	-		
		Total	\$2,276		15,145	15,145	0	\$757	\$568

Docket No. 14-0164

Site: 24590 Lorain Rd.

Notes

(1) Customer's usage is adjusted to account for the effects of the energy efficiency programs included in this application. When applicable, such adjustments are prorated to the in-service date to account for partial year savings.

(2) The eligible rebate amount is based upon 75% of the rebates offered by the FirstEnergy Commercial and Industrial Energy Efficiency programs or 75% of \$0.08/kWh for custom programs for all energy savings eligible for a cash rebate as defined in the PUCO order in Case NO.10-834-EL-EEC dated 9/15/2010, not to exceed the lesser of 50% of the project cost or \$250,000 per project. The rebate also cannot exceed \$500,000 per customer per year, per utility service territory.

Commitment
Payment
\$

\$0

Exhibit 3 Utility Cost Test

UCT = Utility Avoided Costs / Utility Costs

Project	Total Annual Savings, MWh (A)	Utility Avoided Cost \$/MWh (B)	Utility Avoided Cost \$ (C)	Utility Cost \$ (D)	Cash Rebate \$ (E)	Administrator Variable Fee \$ (F)	Total Utility Cost \$ (G)	UCT (H)
1	15	\$ 308	\$ 4,669	\$ 4,050	\$568	\$151	\$ 4,769	1.0
Total	15	\$ 308	4,669	4,050	\$568	\$151	4,769	1.0

Notes

- (A) From Exhibit 2, = kWh saved / 1000
- (B) This value represents avoided energy costs (wholesale energy prices) from the Department of Energy, Energy Information Administration's 2009 Annual Energy Outlook (AEO) low oil prices case. The AEO represents a national average energy price, so for a better representation of the energy price that Ohio customers would see, a Cinergy Hub equivalent price was derived by applying a ratio based on three years of historic national average and Cinergy Hub prices. This value is consistent with avoided cost assumptions used in EE&PDR Program Portfolio and Initial Benchmark Report, filed Dec 15, 2009 (See Section 8.1, paragraph a).
- (C) = (A) * (B)
- (D) Represents the utility's costs incurred for self-directed mercantile applications for applications filed and applications in progress. Includes incremental costs of legal fees, fixed administrative expenses, etc.
- (E) This is the amount of the cash rebate paid to the customer for this project.
- (F) Based on approximate Administrator's variable compensation for purposes of calculating the UCT, actual compensation may be less.
- (G) = (D) + (E) + (F)
- (H) = (C) / (G)

Walgreen Co. ~ Walgreens #12445
Docket No. 14-0164

Site: 24590 Lorain Rd.

Instructions: Please use one line for each fixture type in a room or area.

For existing or proposed control, choose CCC for Occupancy Sensor, DAY for photosensor, H-Ls for bi-level sensors or NONE for none. Controls in spaces where existing controls exist do not qualify for a new control.

The total of Column S, the quantities of CFLs and exit signs in Column M, and the quantities of sensors in Column R, will be used to calculate your incentive on the NonStandard Lighting form.

Applicant Name:	Walgreen's - North Olmsted
Facility Name:	Store #12445
Date:	1/8/2014
Lighting Zone (waterproof only)	Lighting Zone 2

7/16/2014

Lighting Form

[illegible]

Project Estimated Annual Savings Summary

Lighting

Estimated Annual kWh Savings	15,145
Total Change in Connected Load	1.25

Annual Estimated Cost Savings	\$1,514.50
Annual Operating Hours	8,760

Interior Lighting Incentive @ \$0.05/kWh (excluding retrofit CFLs, sensors, or LED exit signs)	\$757.25
Exterior Lighting Incentive @ \$0.05/kWh (excluding retrofit CFLs, sensors, or LED exit signs)	\$0.00
Total retrofit CFL Incentive @ \$1/screw-in CFL lamp; \$15/hard-wired CFL lamp (includes all retrofit CFLs, both interior and exterior)	\$0.00
Total retrofit LED Exit Incentive @ \$10/exit sign	\$0.00
Total Lighting Controls Incentive @ \$25/occupancy sensor and \$25/daylight sensor (includes all Lighting Controls, both interior and exterior)	\$0.00

Total Calculated Incentive	\$757.25
----------------------------	----------

Total Fixture Quantity excluding retrofit CFLs and LED Exit Signs	19
Total Lamp Quantity for retrofit Screw-In CFLs	0

Total Lamp Quantity for retrofit Hard-Wired CFLs	0
Total Fixture Quantity for retrofit LED Exit Signs	0
Total Quantity for Occupancy Sensors	0
Total Quantity for Daylight Sensors	0

<p>Please briefly describe how you estimated your coincidence factor (CF) and applicant equivalent full-load hours (EFLH) for facility type "Other" indicated on the Lighting Form tab Case lighting on 24/7 - 365</p>
--

Demand Savings (For Internal Use Only)	1.64
--	------

ATTACHMENT A.1 CUTSHEETS (LIGHTING)

CUTSHEET #1 CASE LED LAMPS
13.8 WATTS ea. FOR CENTER SECTION
7.2 WATTS ea. FOR RT & LFT SECTIONS


GE
Lighting Solutions

Technical Guide

IMMERSION™

LED Refrigerated Display Lighting

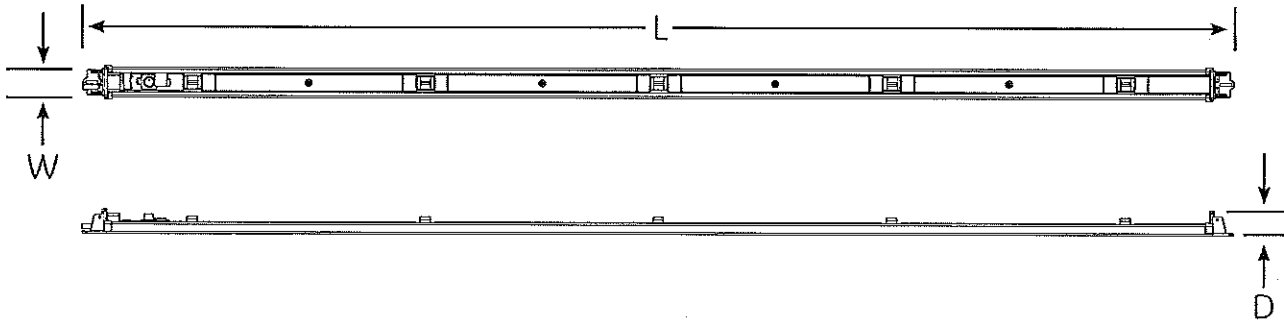
Optical Copes



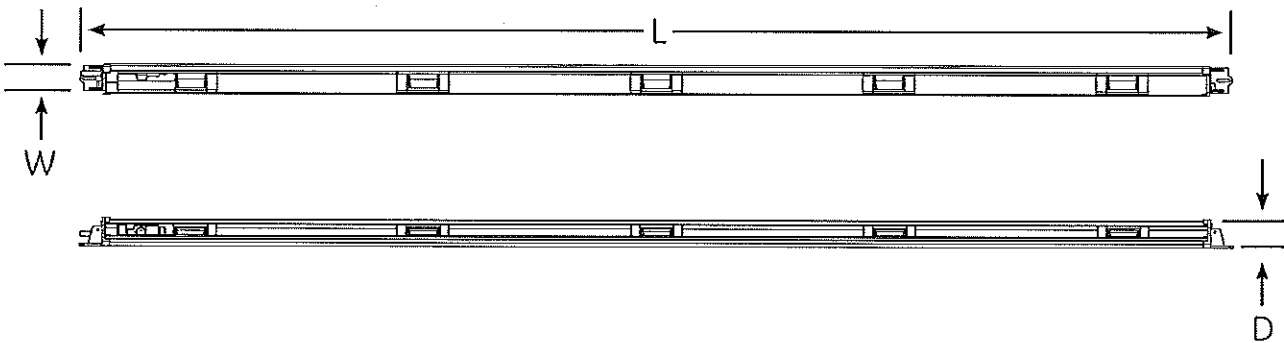
imagination at work

LED Lights

Center LED Lights



End LED Lights



Product Code (Single)		Product Code (Bulk)	Description	Item	Color Temp (K)*	Light Output Lumens**	LPW	Lumens Per ft (m)	Life (Hours)	CRI (Typical)	Energy (Watts)***	Length (L)	Width (W)	Depth (D)			
PERFORMANCE DATA															DIMENSIONAL DATA		
5000K	67786	67789	GELT506050CTR-SY, -SB	60" LED Light - Center	5000	935	81.3	187 614.1	50,000	75	11.5	(inch) (mm)	58.99 1498.3	1.67 42.4	1.25 31.8		
	67787	67790	GELT506050EDR-SY, -SB	60" LED Light - Right End	5000	542	91.9	108.4 356.0	50,000	75	5.9	(inch)	59.15	1.52	1.46		
	67788	67791	GELT506050EDL-SY, -SB	60" LED Light - Left End								(mm)	1502.4	38.6	37.1		
	67798	67801	GELT507050CTR-SY, -SB	70" LED Light - Center	5000	1166	84.5	199.9 656.4	50,000	75	13.8	(inch) (mm)	69.36 1761.7	1.67 42.4	1.25 31.8		
	67799	67802	GELT507050EDR-SY, -SB	70" LED Light - Right End	5000	686	95.3	117.6 386.2	50,000	75	7.2	(inch)	69.53	1.52	1.46		
	67800	67803	GELT507050EDL-SY, -SB	70" LED Light - Left End								(mm)	1766.1	38.6	37.1		
4000K	67792	67795	GELT506040CTR-SY, -SB	60" LED Light - Center	4000	840	73	168 551.7	50,000	80	11.5	(inch) (mm)	58.99 1498.3	1.67 42.4	1.25 31.8		
	67793	67796	GELT506040EDR-SY, -SB	60" LED Light - Right End	4000	488	82.7	97.6 320.5	50,000	80	5.9	(inch)	59.15	1.52	1.46		
	67794	67797	GELT506040EDL-SY, -SB	60" LED Light - Left End								(mm)	1502.4	38.6	37.1		
	67804	67807	GELT507040CTR-SY, -SB	70" LED Light - Center	4000	939	68	161.0 528.6	50,000	80	13.8	(inch) (mm)	69.36 1761.7	1.67 42.4	1.25 31.8		
	67805	67808	GELT507040EDR-SY, -SB	70" LED Light - Right End	4000	599	83.2	102.7 337.2	50,000	80	7.2	(inch)	69.53	1.52	1.46		
	67806	67809	GELT507040EDL-SY, -SB	70" LED Light - Left End								(mm)	1766.1	38.6	37.1		

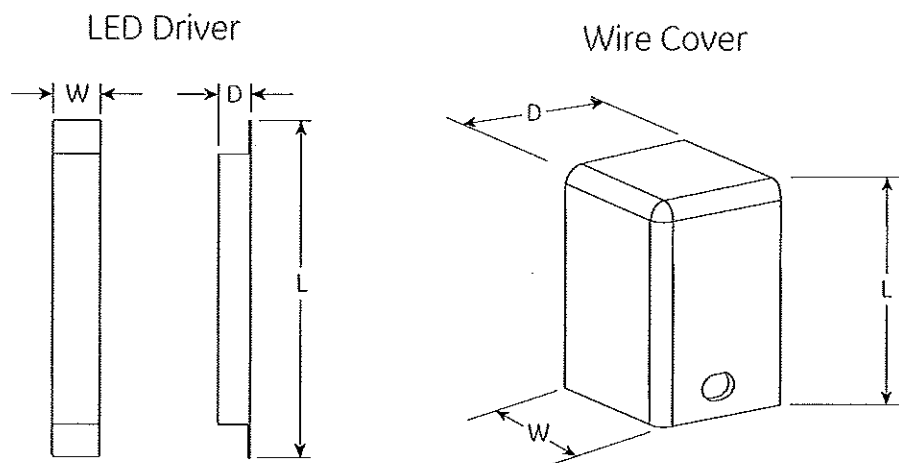
*Color temp [CCT] +/- 10%

**Based on typical in-store performance

***Typical DC Watts

CENTER
RIGHT
LEFT

Accessories



Product Code (Single)	Description	Item	DIMENSIONAL DATA			
				Length (L)	Width (W)	Depth (D)
79813	GEPS4000NCMUL-SY	LED Driver	(inch)	10.75	1.65	1.05
			(mm)	273	42	26.7
79814	GE-CV-4060CTR	Wire Cover	(inch)	1.77	1.42	1.19
			(mm)	45.01	36	30.23

LED Driver Performance Data

79813 GEPS4000NCMUL-SY			
	Min	Typical	Max
Input Voltage (VAC)	100		240
Input Current (A)		1	
Input Line Frequency (Hz)		50/60	
LED Light Output Voltage (VDC)		12	
Output Power (W)			60
Max Output Current (A)		5	
Total Harmonic Distortion		N/A*	
Power Factor at >80% Load (48W @ 120 VAC, 48W @ 240VAC)	0.9		
Operating Temperature Range (°C)	-20 C		45 C
Storage Temperature Range (°C)	-40 C		70 C

This device complies with Part 15 of the FCC Rules. Operation is subject to the following two conditions: (1) this device may not cause harmful interference, and (2) this device must accept any interference received, including interference that may cause undesired operation.

This Class [A] RFLD complies with the Canadian standard ICES-005. Ce DEPR de la classe [A] est conforme à la NMB-005 du Canada.

Conforms to the
following standards:



NEW UL
Retrofit certification

a product of
ecomagination™



GE Lighting Solutions • 1-888-MY-GE-LED • www.gelightingsolutions.com
1-888-69-43-533

GE Lighting Solutions, LLC is a subsidiary of the General Electric Company. Immersion is a trademark of GE Lighting Solutions, LLC. The GE brand and logo are trademarks of the General Electric Company. © 2012 GE Lighting Solutions, LLC. Information provided is subject to change without notice. All values are design or typical values when measured under laboratory conditions.

CUTSHEET #2 EXISTING LIGHTS REMOVED
F70T8 w/REFRIG. BALLAST (BF 1.10)
77 WATTS / LAMP

Product Quick Search

By Category | By Industry

Halogen Lamps

High Intensity Discharge Lamps

Incandescent Lamps

Linear Fluorescent Lamps

Miniature Lamps

PAR Lamps

Sealed Beam Lamps

Automotive

Commercial Lighting

Decorative

Fluorescent

General Purpose

Outdoor

Specialty

16mm Slide Projection

8mm Slide Projection

Aircraft

Airport & Airfield

Appliance

Blacklight

Blacklight Blue

Camera Light

CIM

Cold Temperature

Colored Lamp

Curio Cabinet

Diazo Reprographic

Display

Display Lights

Double Ended

Editor Projection

Electric Truck Worklight

Emergency Building

Emergency Building Light

Emergency Vehicle

Enlarger & Printer


Equipment

Exit Sign

Fiber Optics

Film Strip

F70W/T8/840PLYLX

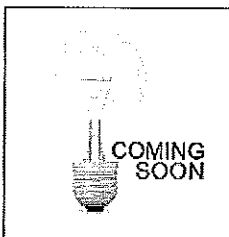


Enlarge Image

GE T8 - Cold Temperature

Product Features

- Warnings : Risk of Electric Shock Turn power off before inspection, installation or removal.
- Cautions : Lamp may shatter and cause injury if broken Do not use excessive force when installing lamp. Wear safety glasses and gloves when handling lamp.



Product Code: 35580

Product Weight: 10 lbs.

Wattage: 70

Voltage: 128

Bulb Type: T8

Initial Lumens: 6550

Color Temperature: 4000.0 K

Nominal Initial Lumens per Watt: 93.57143

Product Technology: Linear Fluorescent

Rated Life: 15000.0 h

Maximum Overall Length (MOL): 72.0 in (1828.8000 mm)

Bulb Diameter (DIA): 1.0 in (25.400 mm)MAX

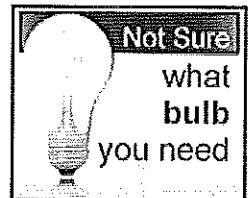
Picograms of Mercury: 81.4 pg

Color Rendering Index (CRI): 85

Bulb Material: Soda lime

Login

Rapid Reorder



Login for price!




SPECIFICATION SHEET : IH2-UNV-270-T8

This Is An Original Product From Fulham Co., Inc

Description : Universal Voltage, Auto Restart With Cold Starting Feature For Refrigeration Application/s.

This Ballast Will Operate Following Lamps.

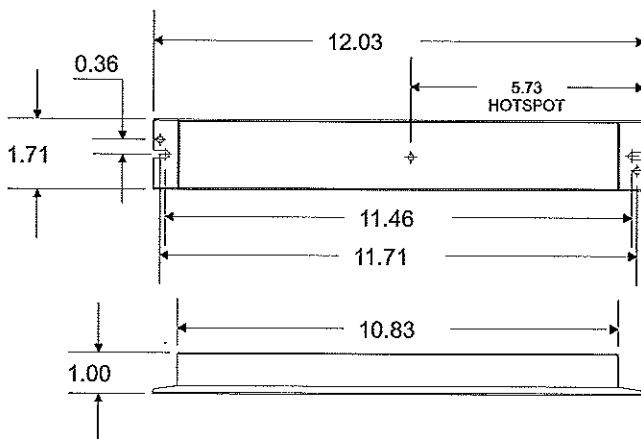


F58T8, F70T8

ELECTRICAL DATA (277V APPLICATION)

INPUT VOLT: 277V \pm 10%, 50/60Hz						
LAMP WATTS/TYPE	F58T8	F70T8	F58T8	F70T8	-	-
LAMPS OPERATED	1	1	2	2		
INPUT POWER (W)	66	77	130	152		
LINE CURRENT	0.25	0.29	0.48	0.56		
POWER FACTOR	> 0.9					
THD	< 10 %					
CURRENT CREST FACTOR	< 1.7					
EMI/RFI COMPLIANCE	FCC PART 18-A (Non-Consumer)					
SOUND RATING	" A "					
BALLAST TYPE	PROGRAMMED PREHEAT START					
VOLTAGE TRANSIENTS	ANSI 62.41					
INPUT/PROTECTION	FUSE					
OUTPUT/PROTECTION	DEACTIVATED LAMP PROTECTION					
MIN. OPERATING TEMP	-30 $^{\circ}$ C (-22 $^{\circ}$ F)					
MAX. CASE TEMP	70 $^{\circ}$ C (158 $^{\circ}$ F)					
TYPE	"CC"					
APPROVALS/CLASS	UL /cUL LISTED, CLASS " P ", 1 OUTDOOR					

MECHANICAL DATA



WIRING DIAGRAM

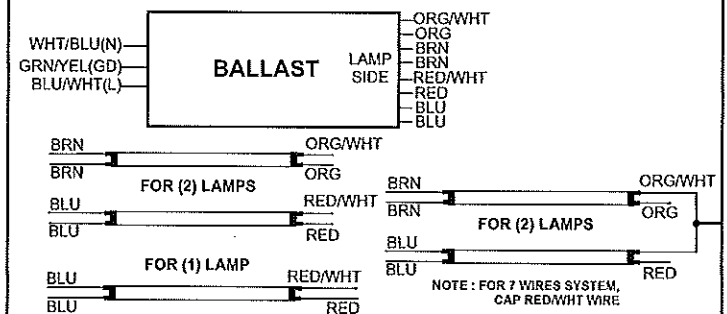
WIRES	WHT	BLK	GRN					
LENGTH-INCHES	7 ± 1"	7 ± 1"	7 ± 1"					
WIRES	ORG/WH	ORG	BRN	BRN	RED/WH	RED	BLU	BLU
LENGTH-INCHES	7 ± 1"	7 ± 1"	7 ± 1"	7 ± 1"	7 ± 1"	7 ± 1"	7 ± 1"	7 ± 1"



Matting
Molex # 39-01-4030



Matting
Molex # 39-01-3083



NOTE : This Ballast Case Must Be Grounded

Fulham Co., Inc extends limited warranty only to the original purchaser or to the first user for the period of 3 years from the date of manufacture as indicated by the date code stamped on each product and when properly installed and under normal conditions of use. For additional warranty guide line, please refer to our Complete Product Catalog OR call Customer Service at 1-323-599-5000.

DUE TO A PROGRAM OF CONTINUOUS IMPROVEMENT, FULHAM Co., INC RESERVES THE RIGHT TO MAKE ANY VARIATION IN DESIGN OR CONSTRUCTION TO THE EQUIPMENT DESCRIBED.

Address : 12705 South Van Ness Ave., Hawthorne, CA 90250 Tel.: 1-323-599-5000, Fax.: 1-323-754-9060. Website: www.fulham.com 2006-142-3 rev C

ATTACHMENT A.1 CUTSHEETS (LIGHTING)

CUTSHEET #1 CASE LED LAMPS
13.8 WATTS ea. FOR CENTER SECTION
7.2 WATTS ea. FOR RT & LFT SECTIONS

GE
Lighting Solutions

Technical Guide

IMMERSION™

LED Refrigerated Display Lighting

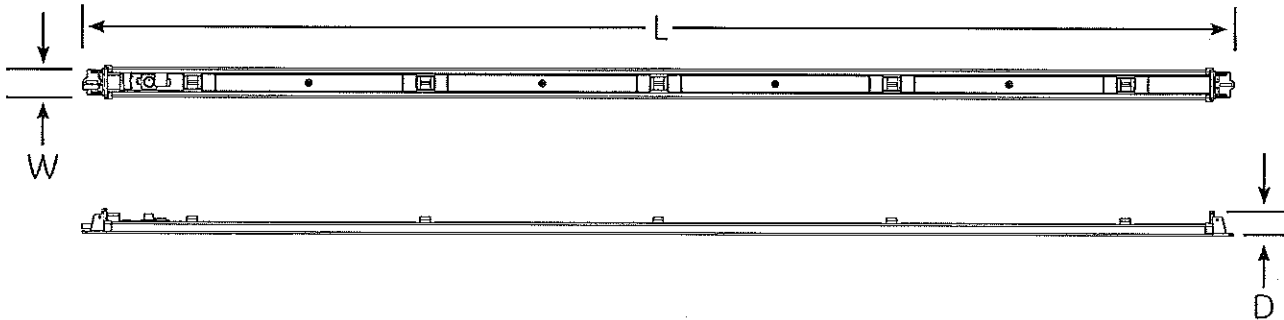
Optical Copes



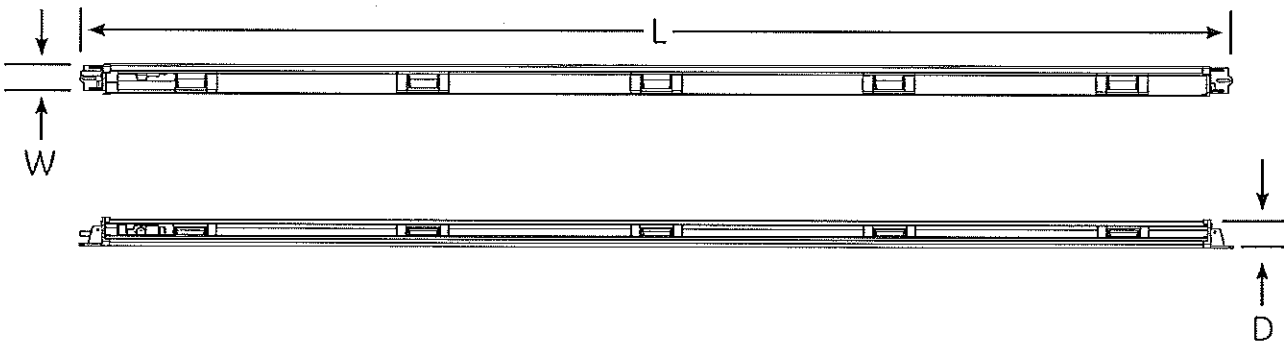
imagination at work

LED Lights

Center LED Lights



End LED Lights



Product Code (Single)		Product Code (Bulk)	Description	Item	Color Temp (K)*	Light Output Lumens**	LPW	Lumens Per ft (m)	Life (Hours)	CRI (Typical)	Energy (Watts)***	DIMENSIONAL DATA			
												Length (L)	Width (W)	Depth (D)	
5000K	67786	67789	GELT506050CTR-SY, -SB	60" LED Light - Center	5000	935	81.3	187 614.1	50,000	75	11.5	(inch) (mm)	58.99 1498.3	1.67 42.4	1.25 31.8
	67787	67790	GELT506050EDR-SY, -SB	60" LED Light - Right End	5000	542	91.9	108.4 356.0	50,000	75	5.9	(inch) (mm)	59.15 1502.4	1.52 38.6	1.46 37.1
	67788	67791	GELT506050EDL-SY, -SB	60" LED Light - Left End											
	67798	67801	GELT507050CTR-SY, -SB	70" LED Light - Center	5000	1166	84.5	199.9 656.4	50,000	75	13.8	(inch) (mm)	69.36 1761.7	1.67 42.4	1.25 31.8
	67799	67802	GELT507050EDR-SY, -SB	70" LED Light - Right End	5000	686	95.3	117.6 386.2	50,000	75	7.2	(inch) (mm)	69.53 1766.1	1.52 38.6	1.46 37.1
	67800	67803	GELT507050EDL-SY, -SB	70" LED Light - Left End											
4000K	67792	67795	GELT506040CTR-SY, -SB	60" LED Light - Center	4000	840	73	168 551.7	50,000	80	11.5	(inch) (mm)	58.99 1498.3	1.67 42.4	1.25 31.8
	67793	67796	GELT506040EDR-SY, -SB	60" LED Light - Right End	4000	488	82.7	97.6 320.5	50,000	80	5.9	(inch) (mm)	59.15 1502.4	1.52 38.6	1.46 37.1
	67794	67797	GELT506040EDL-SY, -SB	60" LED Light - Left End											
	67804	67807	GELT507040CTR-SY, -SB	70" LED Light - Center	4000	939	68	161.0 528.6	50,000	80	13.8	(inch) (mm)	69.36 1761.7	1.67 42.4	1.25 31.8
	67805	67808	GELT507040EDR-SY, -SB	70" LED Light - Right End	4000	599	83.2	102.7 337.2	50,000	80	(inch) (mm)	69.53 1766.1	1.52 38.6	1.46 37.1	
	67806	67809	GELT507040EDL-SY, -SB	70" LED Light - Left End											

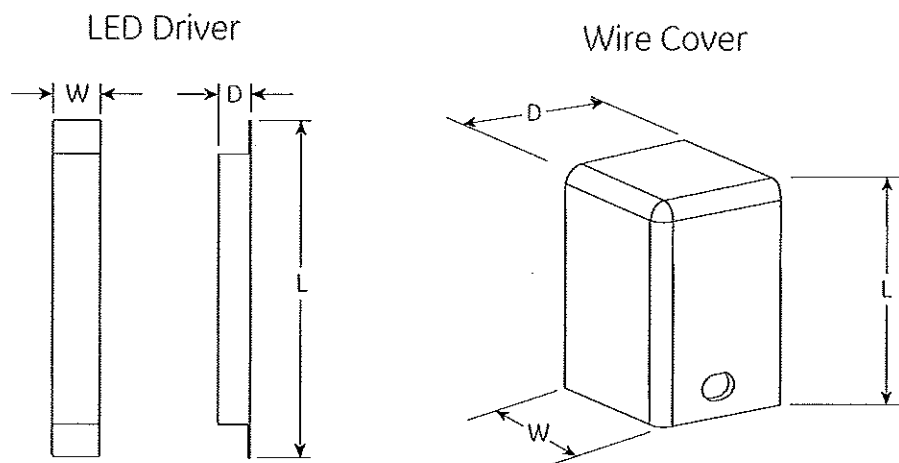
*Color temp [CCT] +/- 10%

**Based on typical in-store performance

***Typical DC Watts

CENTER
RIGHT
LEFT

Accessories



Product Code (Single)	Description	Item	DIMENSIONAL DATA			
			Length (L)	Width (W)	Depth (D)	
79813	GEPS4000NCMUL-SY	LED Driver	(inch)	10.75	1.65	1.05
			(mm)	273	42	26.7
79814	GE-CV-4060CTR	Wire Cover	(inch)	1.77	1.42	1.19
			(mm)	45.01	36	30.23

LED Driver Performance Data

79813 GEPS4000NCMUL-SY			
	Min	Typical	Max
Input Voltage (VAC)	100		240
Input Current (A)		1	
Input Line Frequency (Hz)		50/60	
LED Light Output Voltage (VDC)		12	
Output Power (W)			60
Max Output Current (A)		5	
Total Harmonic Distortion		N/A*	
Power Factor at >80% Load (48W @ 120 VAC, 48W @ 240VAC)	0.9		
Operating Temperature Range (°C)	-20 C		45 C
Storage Temperature Range (°C)	-40 C		70 C

This device complies with Part 15 of the FCC Rules. Operation is subject to the following two conditions: (1) this device may not cause harmful interference, and (2) this device must accept any interference received, including interference that may cause undesired operation.

This Class [A] RFLD complies with the Canadian standard ICES-005. Ce DEPR de la classe [A] est conforme à la NMB-005 du Canada.

Conforms to the
following standards:



NEW UL
Retrofit certification

a product of
ecomagination™



GE Lighting Solutions • 1-888-MY-GE-LED • www.gelightingsolutions.com
1-888-69-43-533

GE Lighting Solutions, LLC is a subsidiary of the General Electric Company. Immersion is a trademark of GE Lighting Solutions, LLC. The GE brand and logo are trademarks of the General Electric Company. © 2012 GE Lighting Solutions, LLC. Information provided is subject to change without notice. All values are design or typical values when measured under laboratory conditions.

CUTSHEET #2 EXISTING LIGHTS REMOVED
F70T8 w/REFRIG. BALLAST (BF 1.10)
77 WATS / LAMP

Product Quick Search

By Category | By Industry

Halogen Lamps

High Intensity Discharge Lamps

Incandescent Lamps

Linear Fluorescent Lamps

Miniature Lamps

PAR Lamps

Sealed Beam Lamps

Automotive

Commercial Lighting

Decorative

Fluorescent

General Purpose

Outdoor

Specialty

16mm Slide Projection

8mm Slide Projection

Aircraft

Airport & Airfield

Appliance

Blacklight

Blacklight Blue

Camera Light

CIM

Cold Temperature

Colored Lamp

Curio Cabinet

Diazo Reprographic

Display

Display Lights

Double Ended

Editor Projection

Electric Truck Worklight

Emergency Building

Emergency Building Light

Emergency Vehicle

Enlarger & Printer


Equipment

Exit Sign

Fiber Optics

Film Strip

F70W/T8/840PLYLX

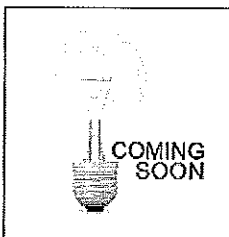


GE T8 - Cold Temperature

Enlarge Image

Product Features

- Warnings : Risk of Electric Shock Turn power off before inspection, installation or removal.
- Cautions : Lamp may shatter and cause injury if broken Do not use excessive force when installing lamp. Wear safety glasses and gloves when handling lamp.



Product Code: 35580

Product Weight: 10 lbs.

Wattage: 70

Voltage: 128

Bulb Type: T8

Initial Lumens: 6550

Color Temperature: 4000.0 K

Nominal Initial Lumens per Watt: 93.57143

Product Technology: Linear Fluorescent

Rated Life: 15000.0 h

Maximum Overall Length (MOL): 72.0 in (1828.8000 mm)

Bulb Diameter (DIA): 1.0 in (25.400 mm) MAX

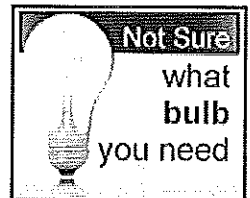
Picograms of Mercury: 81.4 pg

Color Rendering Index (CRI): 85

Bulb Material: Soda lime

Login

Rapid Reorder



Login for price!

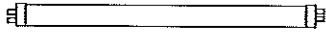


SPECIFICATION SHEET : IH2-UNV-270-T8

This Is An Original Product From Fulham Co., Inc

Description : Universal Voltage, Auto Restart With Cold Starting Feature For Refrigeration Application/s.

This Ballast Will Operate Following Lamps.

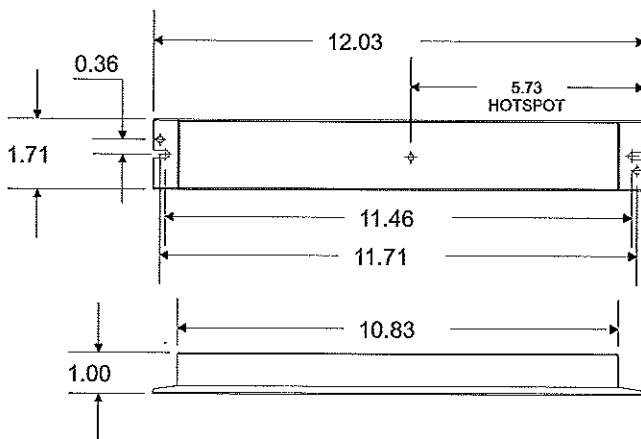


F58T8, F70T8

ELECTRICAL DATA (277V APPLICATION)

INPUT VOLT: 277V \pm 10%, 50/60Hz						
LAMP WATTS/TYPE	F58T8	F70T8	F58T8	F70T8	-	-
LAMPS OPERATED	1	1	2	2		
INPUT POWER (W)	66	77	130	152		
LINE CURRENT	0.25	0.29	0.48	0.56		
POWER FACTOR	> 0.9					
THD	< 10 %					
CURRENT CREST FACTOR	< 1.7					
EMI/RFI COMPLIANCE	FCC PART 18-A (Non-Consumer)					
SOUND RATING	" A "					
BALLAST TYPE	PROGRAMMED PREHEAT START					
VOLTAGE TRANSIENTS	ANSI 62.41					
INPUT/PROTECTION	FUSE					
OUTPUT/PROTECTION	DEACTIVATED LAMP PROTECTION					
MIN. OPERATING TEMP	-30 $^{\circ}$ C (-22 $^{\circ}$ F)					
MAX. CASE TEMP	70 $^{\circ}$ C (158 $^{\circ}$ F)					
TYPE	"CC"					
APPROVALS/CLASS	UL /cUL LISTED, CLASS " P ", 1 OUTDOOR					

MECHANICAL DATA



WIRING DIAGRAM

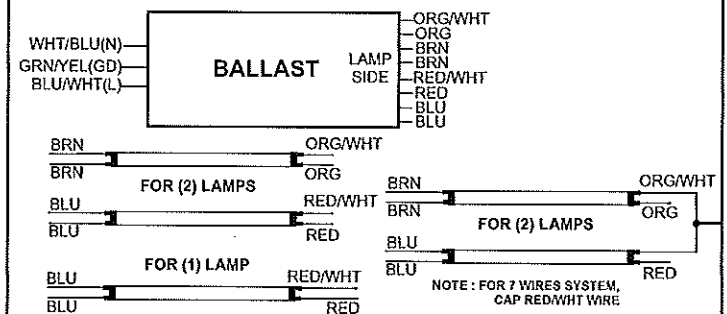
WIRES	WHT	BLK	GRN					
LENGTH-INCHES	7 ± 1"	7 ± 1"	7 ± 1"					
WIRES	ORG/WH	ORG	BRN	BRN	RED/WH	RED	BLU	BLU
LENGTH-INCHES	7 ± 1"	7 ± 1"	7 ± 1"	7 ± 1"	7 ± 1"	7 ± 1"	7 ± 1"	7 ± 1"



Matting
Molex # 39-01-4030



Matting
Molex # 39-01-3083



NOTE : This Ballast Case Must Be Grounded

Fulham Co., Inc extends limited warranty only to the original purchaser or to the first user for the period of 3 years from the date of manufacture as indicated by the date code stamped on each product and when properly installed and under normal conditions of use. For additional warranty guide line, please refer to our Complete Product Catalog OR call Customer Service at 1-323-599-5000.

DUE TO A PROGRAM OF CONTINUOUS IMPROVEMENT, FULHAM Co., INC RESERVES THE RIGHT TO MAKE ANY VARIATION IN DESIGN OR CONSTRUCTION TO THE EQUIPMENT DESCRIBED.

Address : 12705 South Van Ness Ave., Hawthorne, CA 90250 Tel.: 1-323-599-5000, Fax.: 1-323-754-9060. Website: www.fulham.com 2006-142-3 rev C

Mercantile Customer Project Commitment Agreement
Cash Rebate Option

THIS MERCANTILE CUSTOMER PROJECT COMMITMENT AGREEMENT ("Agreement") is made and entered into by and between The Cleveland Electric Illuminating Company, its successors and assigns (hereinafter called the "Company") and Walgreen Co., Taxpayer ID No. 36-1924025 its permitted successors and assigns (hereinafter called the "Customer") (collectively the "Parties" or individually the "Party") and is effective on the date last executed by the Parties as indicated below.

WITNESSETH

WHEREAS, the Company is an electric distribution utility and electric light company, as both of these terms are defined in R.C. § 4928.01(A); and

WHEREAS, Customer is a mercantile customer, as that term is defined in R.C. § 4928.01(A)(19), doing business within the Company's certified service territory; and

WHEREAS, R.C. § 4928.66 (the "Statute") requires the Company to meet certain energy efficiency and peak demand reduction ("EE&PDR") benchmarks; and

WHEREAS, when complying with certain EE&PDR benchmarks the Company may include the effects of mercantile customer-sited EE&PDR projects; and

WHEREAS, Customer has certain customer-sited demand reduction, demand response, or energy efficiency project(s) as set forth in attached Exhibit 1 (the "Customer Energy Project(s)") that it desires to commit to the Company for integration into the Company's Energy Efficiency & Peak Demand Reduction Program Portfolio Plan ("Company Plan") that the Company will implement in order to comply with the Statute; and

WHEREAS, the Customer, pursuant to the Public Utilities Commission of Ohio's ("Commission") September 15, 2010 Order in Case No. 10-834-EL-EEC, desires to pursue a cash rebate of some of the costs pertaining to its Customer Energy Project(s) ("Cash Rebate") and is committing the Customer Energy Project(s) as a result of such incentive.

WHEREAS, Customer's decision to commit its Customer Energy Project(s) to the Company for inclusion in the Company Plan has been reasonably encouraged by the possibility of a Cash Rebate.

WHEREAS, in consideration of, and upon receipt of, said cash rebate, Customer will commit the Customer Energy Project(s) to the Company and will comply with all other terms and conditions set forth herein.

NOW THEREFORE, in consideration of the mutual promises set forth herein, and for other good and valuable consideration, the receipt and sufficiency of which is hereby acknowledged, the parties, intending to be legally bound, do hereby agree as follows:

1. **Customer Energy Projects.** Customer hereby commits to the Company and Company accepts for integration into the Company Plan the Customer Energy Project(s) set forth on attached Exhibit 1. Said commitment shall be for the life of the Customer Energy Project(s). Company will incorporate said project(s) into the Company Plan to the extent that such projects qualify. In so committing, and as evidenced by the affidavit attached hereto as Exhibit A, Customer acknowledges that the information provided to the Company about the Customer Energy Project(s) is true and accurate to the best of its knowledge.

- a. By committing the Customer Energy Project(s) to the Company, Customer acknowledges and agrees that the Company shall control the use of the kWh and kW reductions resulting from said projects for purposes of complying with the Statute. By committing the Customer Energy Project(s), Customer has the ability to either:
- i. Take ownership of the Energy Efficiency resource credits resulting from their Customer Energy Project(s) and may be able to bid - or sell - the Energy Efficiency resource credits into the market operated by the grid operator, PJM Interconnection, Inc. (PJM), provided several prerequisites are met; or
 - ii. Allow the Company to take ownership of the Energy Efficiency resource credits associated with their Customer Energy Project(s). The Company shall, at its sole discretion, aggregate said capacity into the PJM market through an auction. Any proceeds from any such bids accepted by PJM will be used to offset the costs charged to the Customer and other of the Company's customers for compliance with state mandated energy efficiency and/or peak demand requirements.

Please indicate your preference as to the treatment of your Energy Efficiency resource credits:

☐ Customer would like to retain ownership of its Energy Efficiency resource credits.

☒ Customer assigns ownership of its Energy Efficiency resource credits to Company for purposes of bidding these credits into PJM.

- b. The Company acknowledges that some of Customer's Energy Projects contemplated in this paragraph may have been performed under certain other federal and/or state programs in which certain parameters are required to be maintained in order to retain preferential financing or other government benefits (individually and collectively, as appropriate, "Benefits"). In the event that the use of any such project by the Company in any way affects such Benefits, and upon written request from the Customer, Company will release said Customer's Energy Project(s) to the extent necessary for Customer to meet the prerequisites for such Benefits. Customer acknowledges that such release (i) may affect Customer's cash rebate discussed in Article 3 below; and (ii) will not affect any of Customer's other requirements or obligations.
- c. Any future Customer Energy Project(s) committed by Customer shall be subject to a separate application and, upon approval by the Commission, said projects shall become part of this Agreement.
- d. Customer will provide Company or Company's agent(s) with reasonable assistance in the preparation of the Commission's standard joint application for approval of this Agreement ("Joint Application") that will be filed with the Commission, with such Joint Application being consistent with then current Commission requirements.
- e. Upon written request and reasonable advance notice, Customer will grant employees or authorized agents of either the Company or the Commission reasonable, pre-arranged access to the Customer Energy Project(s) for purposes of measuring and verifying energy savings and/or peak demand reductions resulting from the Customer Energy Project(s). It is expressly agreed that consultants of either the Company or the Commission are their respective authorized agents.
2. **Joint Application to the Commission.** The Parties will submit the Joint Application using the Commission's standard "Application to Commit Energy Efficiency/Peak Demand Reduction Programs" ("Joint Application") in which they will seek the Commission's approval of (i) this

Agreement: (ii) the commitment of the Customer Energy Project(s) for inclusion in the Company Plan; and (iii) the Customer's Cash Rebate.

The Joint Application shall include all information as set forth in the Commission's standard form which, includes without limitation:

- i. A narrative description of the Customer Energy Project(s), including but not limited to, make, model and year of any installed and/or replaced equipment;
- ii. A copy of this Agreement; and
- iii. A description of all methodologies, protocols, and practices used or proposed to be used in measuring and verifying program results.

3. **Customer Cash Rebate.** Upon Commission approval of the Joint Application, Customer shall provide Company with a W-9 tax form, which shall at a minimum include Customer's tax identification number. Within the greater of 90 days of the Commission's approval of the Joint Application or the completion of the Customer Energy Project, the Company will issue to the Customer the Cash Rebate in the amount set forth in the Commission's Finding and Order approving the Joint Application.

- a. Customer acknowledges: i) that the Company will cap the Cash Rebate at the lesser of 50% of Customer Energy Project(s) costs or \$250,000; ii) the maximum rebate that the Customer may receive per year is \$500,000 per Taxpayer Identification Number per utility service territory; and iii) if the Customer Energy Project qualifies for a rebate program approved by the Commission and offered by the Company, Customer may still elect to file such project under the Company's mercantile customer self direct program, however the Cash Rebate that will be paid shall be discounted by 25%; and
- b. Customer acknowledges that breaches of this Agreement, include, but are not limited to:
 - i. Customer's failure to comply with the terms and conditions set forth in the Agreement, or its equivalent, within a reasonable period of time after receipt of written notice of such non-compliance;
 - ii. Customer knowingly falsifying any documents provided to the Company or the Commission in connection with this Agreement or the Joint Application.
- c. In the event of a breach of this Agreement by the Customer, Customer agrees and acknowledges that it will repay to the Company, within 90 days of receipt of written notice of said breach, the full amount of the Cash Rebate paid under this Agreement. This remedy is in addition to any and all other remedies available to the Company by law or equity.

4. **Termination of Agreement.** This Agreement shall automatically terminate:

- a. If the Commission fails to approve the Joint Agreement;
- b. Upon order of the Commission; or
- c. At the end of the life of the last Customer Energy Project subject to this Agreement.

Customer shall also have an option to terminate this Agreement should the Commission not approve the Customer's Cash Rebate, provided that Customer provides the Company with written

notice of such termination within ten days of either the Commission issuing a final appealable order or the Ohio Supreme Court issuing its opinion should the matter be appealed.

5. **Confidentiality.** Each Party shall hold in confidence and not release or disclose to any person any document or information furnished by the other Party in connection with this Agreement that is designated as confidential and proprietary ("Confidential Information"), unless: (i) compelled to disclose such document or information by judicial, regulatory or administrative process or other provisions of law; (ii) such document or information is generally available to the public; or (iii) such document or information was available to the receiving Party on a non-confidential basis at the time of disclosure.
 - a. Notwithstanding the above, a Party may disclose to its employees, directors, attorneys, consultants and agents all documents and information furnished by the other Party in connection with this Agreement, provided that such employees, directors, attorneys, consultants and agents have been advised of the confidential nature of this information and through such disclosure are deemed to be bound by the terms set forth herein.
 - b. A Party receiving such Confidential Information shall protect it with the same standard of care as its own confidential or proprietary information.
 - c. A Party receiving notice or otherwise concluding that Confidential Information furnished by the other Party in connection with this Agreement is being sought under any provision of law, to the extent it is permitted to do so under any applicable law, shall endeavor to: (i) promptly notify the other Party; and (ii) use reasonable efforts in cooperation with the other Party to seek confidential treatment of such Confidential Information, including without limitation, the filing of such information under a valid protective order.
 - d. By executing this Agreement, Customer hereby acknowledges and agrees that Company may disclose to the Commission or its Staff any and all Customer information, including Confidential Information, related to a Customer Energy Project, provided that Company uses reasonable efforts to seek confidential treatment of the same.
6. **Taxes.** Customer shall be responsible for all tax consequences (if any) arising from the payment of the Cash Rebate.
7. **Notices.** Unless otherwise stated herein, all notices, demands or requests required or permitted under this Agreement must be in writing and must be delivered or sent by overnight express mail, courier service, electronic mail or facsimile transmission addressed as follows:

If to the Company:

FirstEnergy Service Company
76 South Main Street
Akron, OH 44308
Attn: Victoria Nofziger
Telephone: 330-384-4684
Fax: 330-761-4281
Email: vmnofziger@firstenergycorp.com

If to the Customer:

Walgreen Co.
300 Willmot Rd., MS3301
Deerfield, IL 60015
Attn: Laura Hill
Telephone: 847-527-4729
Fax: NA
Email: laura.hill@walgreens.com

or to such other person at such other address as a Party may designate by like notice to the other Party. Notice received after the close of the business day will be deemed received on the next business day; provided that notice by facsimile transmission will be deemed to have been received by the recipient if the recipient confirms receipt telephonically or in writing.

8. **Authority to Act.** The Parties represent and warrant that they are represented by counsel in connection with this Agreement, have been fully advised in connection with the execution thereof, have taken all legal and corporate steps necessary to enter into this Agreement, and that the undersigned has the authority to enter into this Agreement, to bind the Parties to all provisions herein and to take the actions required to be performed in fulfillment of the undertakings contained herein.
9. **Non-Waiver.** The delay or failure of either party to assert or enforce in any instance strict performance of any of the terms of this Agreement or to exercise any rights hereunder conferred, shall not be construed as a waiver or relinquishment to any extent of its rights to assert or rely upon such terms or rights at any later time or on any future occasion.
10. **Entire Agreement.** This Agreement, along with related exhibits, and the Company's Rider DSE, or its equivalent, as amended from time to time by the Commission, contains the Parties' entire understanding with respect to the matters addressed herein and there are no verbal or collateral representations, undertakings, or agreements not expressly set forth herein. No change in, addition to, or waiver of the terms of this Agreement shall be binding upon any of the Parties unless the same is set forth in writing and signed by an authorized representative of each of the Parties. In the event of any conflict between Rider DSE or its equivalent and this document, the latter shall prevail.
11. **Assignment.** Customer may not assign any of its rights or obligations under this Agreement without obtaining the prior written consent of the Company, which consent will not be unreasonably withheld. No assignment of this Agreement will relieve the assigning Party of any of its obligations under this Agreement until such obligations have been assumed by the assignee and all necessary consents have been obtained.
12. **Severability.** If any portion of this Agreement is held invalid, the Parties agree that such invalidity shall not affect the validity of the remaining portions of this Agreement, and the Parties further agree to substitute for the invalid portion a valid provision that most closely approximates the economic effect and intent of the invalid provision.
13. **Governing Law.** This Agreement shall be governed by the laws and regulations of the State of Ohio, without regard to its conflict of law provisions.
14. **Execution and Counterparts.** This Agreement may be executed in multiple counterparts, which taken together shall constitute an original without the necessity of all parties signing the same page or the same documents, and may be executed by signatures to electronically or telephonically transmitted counterparts in lieu of original printed or photocopied documents. Signatures transmitted by facsimile shall be considered original signatures.

IN WITNESS WHEREOF, the Parties hereto have caused this Agreement to be executed by their duly authorized officers or representatives as of the day and year set forth below.

The Cleveland Electric Illuminating Company_
(Company)

By: *John P. O'Leary*

Title: V.P. Of Energy Efficiency

Date: 3-4-14

Walgreen Co._

(Customer)

By: *Samuel Hill*

Title: Lead Sr. Tax Analyst - Credits & Incentives

Date: 1/13/14

Affidavit of Walgreen Co. – Exhibit A

STATE OF OHIO)
)
COUNTY OF) SS:

I, Laura Hill ,being first duly sworn in accordance with law, deposes and states as follows:

1. I am the Lead Senior Tax Analyst - Credits & Incentives of Walgreen Co. ("Customer") As part of my duties, I oversee energy related matters for the Customer.
2. The Customer has agreed to commit certain energy efficiency projects to The Cleveland Electric Illuminating Company ("Company"), which are the subject of the agreement to which this affidavit is attached ("Project(s)").
3. In exchange for making such a commitment, the Company has agreed to provide Customer with Cash ("Incentive"). This Incentive was a critical factor in the Customer's decision to go forward with the Project(s) and to commit the Project(s) to the Company.
4. All information related to said Project(s) that has been submitted to the Company is true and accurate to the best of my knowledge.

FURTHER AFFIANT SAYETH NAUGHT.

Sworn to before me and subscribed in my presence this 13TH day of JAN, 2014.

Notary



This foregoing document was electronically filed with the Public Utilities

Commission of Ohio Docketing Information System on

7/28/2014 11:30:36 AM

in

Case No(s). 14-0164-EL-EEC

Summary: Application to Commit Energy Efficiency/Peak Demand Reduction Programs of The Cleveland Electric Illuminating Company and Walgreen Company electronically filed by Ms. Jennifer M. Sybyl on behalf of The Cleveland Electric Illuminating Company and Walgreen Company