

BEFORE THE
PUBLIC UTILITIES COMMISSION OF OHIO

In the Matter of the Application of)	
Duke Energy Ohio, Inc., for)	Case No. 13-1539-EL-ESS
Establishing Reliability Standards.)	

**AMENDED APPLICATION OF DUKE ENERGY OHIO, INC.,
TO ESTABLISH RELIABILITY STANDARDS**

1. Duke Energy Ohio, Inc., (Duke Energy Ohio or the Company) is an Ohio corporation engaged in the business of supplying electric transmission, distribution, and generation service in Adams, Brown, Butler, Clinton, Clermont, Hamilton, Montgomery, and Warren Counties in Southwestern Ohio to approximately 690,000 electric customers and 420,000 gas customers.

2. Duke Energy Ohio is a “public utility” as defined by Sections 4905.02 and 4905.03, Revised Code, and an “electric distribution company,” “electric light company,” “electric supplier,” and “electric utility” as defined by Section 4928.01, Revised Code.

3. On May 19, 2010, in Case No. 09-757-EL-ESS, the Public Utilities Commission of Ohio, (Commission) issued an Opinion and Order approving a Stipulation that set Duke Energy Ohio’s current Reliability Standards. The Stipulation provided, *inter alia*, that Duke Energy Ohio would file an updated reliability performance standard application no later than June 30, 3013. The Stipulation further required Duke Energy Ohio to conduct a customer perception survey with oversight by the Staff of the Public Utilities Commission of Ohio.

4. Pursuant to Rule 4901:1-10-10, Ohio Administrative Code, (O.A.C.), and consistent with the commitments set forth in the Stipulation and the Commission’s

Opinion and Order in Case No. 09-757-EL-ESS, Duke Energy Ohio submitted an Application to update its Reliability Standards; Customer Average Interruption Duration Index (CAIDI), and System Average Interruption Frequency Index (SAIFI).

5. In order to provide greater detail around some of the data provided in the Company's Application, the Company is submitting herein an Amended Application that will provide additional information related to methodologies, historical averages and corrections to specific numbers originally submitted.

5. The Company's original SAIFI Standard was agreed to in Case No. 08-920-EL-SSO, *et al.*, in a Stipulation and Recommendation that was adopted and approved by the Commission on December 17, 2008. It was subsequently approved again by the Commission in its Opinion and Order adopting a stipulation in Case No. 09-757-EL-ESS.

6. Duke Energy Ohio has met its commitment with regard to SAIFI each year since the start of its SmartGrid deployment. The SAIFI Standard set forth therein provided for SAIFI values through 2015. It is anticipated that the grid modernization deployment will be substantially complete on or before 2015. The Company proposes to continue compliance with the terms of that Stipulation that was adopted and approved by the Commission. Accordingly, Duke Energy Ohio proposes that its SAIFI standards be approved as follows:

2013 – 1.24

2014 – 1.17

2015 and thereafter, 1.10

Duke Energy Ohio anticipates that SAIFI values below those proposed above may be reached in subsequent years. However, such improvements will be evaluated at the time based upon relative merits and cost effectiveness. Therefore, the Company does not

propose any SAIFI standards lower than 1.10 at this time for continuation of its programs beyond 2015.

7. As noted in Duke Energy Ohio's application in Case No. 09-757-EL-ESS, the Customer Average Interruption Duration Index (CAIDI) value tends to increase with improvements to the distribution system. Duke Energy Ohio has made substantial improvements over the past few years as a result of deployment of grid modernization across its service territory. Accordingly, the Company proposes to continue its existing approved CAIDI standard as previously approved by the Commission. The standard recognized the increase of CAIDI values and was approved as follows:

2013 – 118.14

2014 – 121.25

2015 – 124.37

As noted in paragraph five above, the Company anticipates continuous improvement in its distribution system that will cause potential decreases in the SAIFI index. Such improvements will be evaluated on a timely basis to determine value and cost effectiveness.

Over the past five years, both SAIFI and SAIDI have decreased on the Duke Ohio system. The rate of SAIFI decrease has been about 3.2% per year while SAIDI has decreased at a rate of 1.5% per year. Since SAIFI is decreasing at a greater rate than SAIDI, CAIDI will increase so long as the current trend continues.

To arrive at the proposed 2016 CAIDI standard, the Company started with the most recent five years of CAIDI performance from 2008 through 2012. Establishing a linear trend line from the recent actual performance indicates CAIDI increasing to about


114.3 minutes by 2015 and 115.5 minutes by 2016. Due to the variability of weather and storm conditions the end result could vary considerably from the trend.

The installation of grid modernization equipment on the Company's system is expected to be complete by 2016. Until the installation is complete, establishing a fixed performance standard is difficult if not impossible. Therefore the Company proposes to extend the increasing standards by one year to 2016 with an increase of 3 minutes to 127.37. By that time, the SmartGrid installation will be complete, and the additional historical data will form a better picture of the performance of the distribution system. Please refer to the Attachments 1 and 2, illustrating the trends of decreasing SAIFI and SAIDI and increasing CAIDI and the relevant calculations. It is important to note that the Company's approach to system reliability includes a commitment to continuous improvement in SAIFI by cost effectively eliminating outage causes. The Company has consistently pursued this policy prior to deployment of grid modernization and will continue with this approach subsequent to full deployment. As noted, CAIDI will likely increase as a result.

For a status and updated schedules related to the Company's completion of its grid modernization deployment, please refer to the Application and supporting testimony in Case No. 13-1141-GE-RDR which the Company incorporates by reference herein.

8. The results of the Customer Perception Survey required by 4901:1-10-10(B)(4)(b) were submitted to the Commission at the time of the Company's original filing. As previously noted, these survey was administered to a statistically valid and random sample of Duke Energy Ohio customers and was prepared in accordance with the Staff of the Public Utilities Commission of Ohio directives.

Respectfully submitted,
Duke Energy Ohio, Inc.

A handwritten signature in cursive script, appearing to read "Amy B. Spiller", written over a horizontal line.

Amy B. Spiller (0047277)

Deputy General Counsel

Elizabeth H. Watts (0031092)

Associate General Counsel

139 E. Fourth Street, 1303-Main

P.O. Box 960

Cincinnati, Ohio 45201-0960

Telephone: (513) 287-4359


Facsimile: (513)-287-4385

Amy.Spiller@duke-energy.com

Elizabeth.Watts@duke-energy.com

CERTIFICATE OF SERVICE

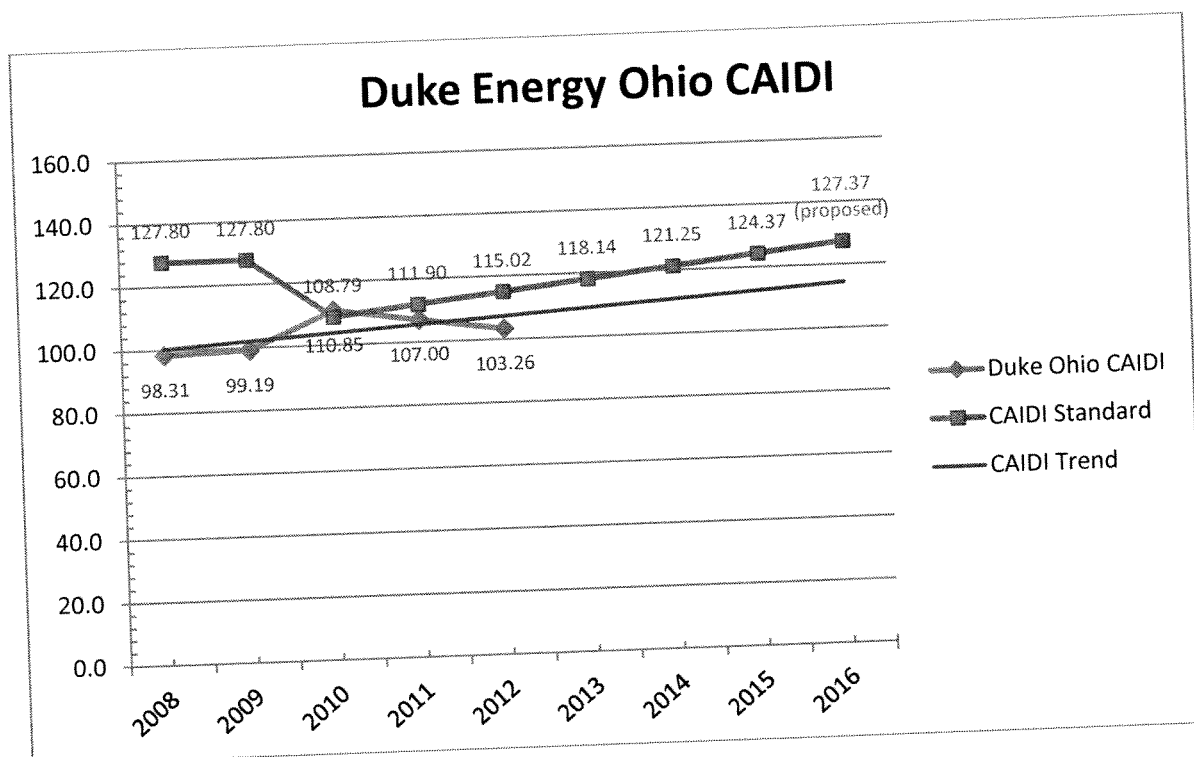
I hereby certify that a true and accurate copy of the foregoing was delivered via U.S. mail (postage prepaid), personal, or electronic mail delivery on this the 12th day of August, 2013, to the following:


Elizabeth H. Watts

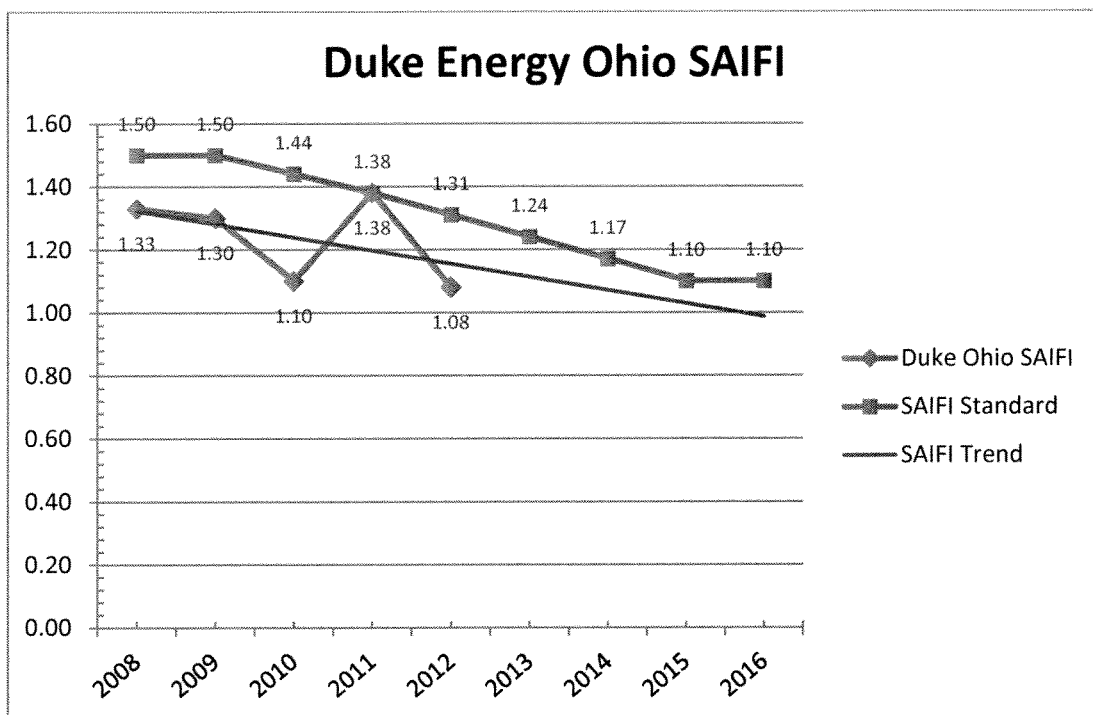
William Wright
Attorney General's Office
Public Utilities Commission of Ohio
180 East Broad St., 6th Fl.
Columbus, OH 43215
William.wright@puc.state.oh.us

Edmund "Tad" Berger
Assistant Consumers' Counsel
Office of the Ohio Consumers' Counsel
10 West Broad Street, Suite 1800
Columbus, Ohio 43215-3485
berger@occ.state.oh.us

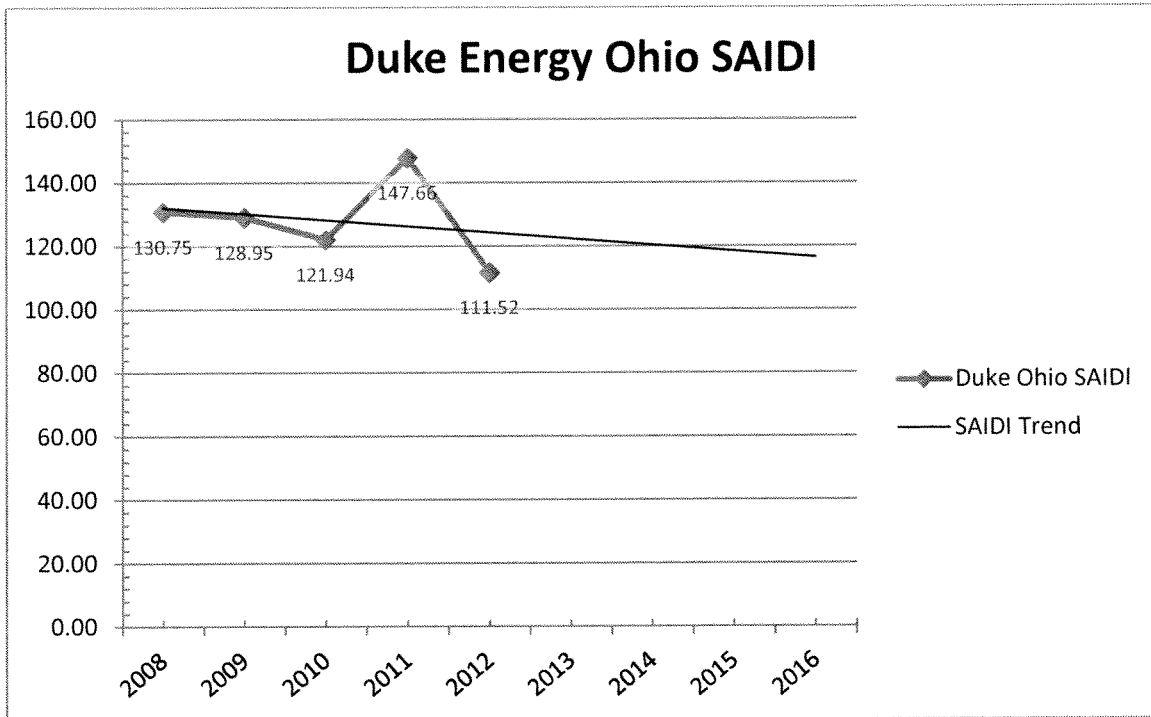
Attachment 1.



Year	Duke Ohio CAIDI	CAIDI Standard
2008	98.31	127.80
2009	99.19	127.80
2010	110.85	108.79
2011	107.00	111.90
2012	103.26	115.02
2013		118.14
2014		121.25
2015		124.37
2016		127.37



Year	Duke Ohio SAIFI	SAIFI Standard
2008	1.33	1.50
2009	1.30	1.50
2010	1.10	1.44
2011	1.38	1.38
2012	1.08	1.31
2013		1.24
2014		1.17
2015		1.10
2016		1.10



Year	Duke Ohio SAIDI
2008	130.75
2009	128.95
2010	121.94
2011	147.66
2012	111.52
2013	
2014	
2015	
2016	

Attachment 2.

The attached exhibit lists the daily SAIDI values for the years 2007-2012 as well as the calculation of the Major Event Day Threshold (T_{MED}) as requested in question 5.

T_{MED} for 2012 was calculated using the following procedure as specified in IEEE Standard 1366:

- a. The five years of historical values of SAIDI/day for the five years 2007-2011 were calculated
- b. The natural logarithm of each daily SAIDI value in the data set was calculated
- c. The average (α or Alpha) and standard deviation (β or Beta) of the natural logarithms computed in step “b” was calculated
- d. The threshold $T_{MED} = \exp(\text{Alpha} + 2.5 * \text{Beta})$ was calculated for the year 2012
- e. T_{MED} for 2012 was calculated using this formula: $T_{MED} = e^{(\alpha + 2.5 * \beta)}$
- f. T_{MED} for 2012 was 6.05992 minutes
- g. Any day in 2012 with SAIDI greater than 6.06 minutes was a major event day

Daily SAIDI, MED Calc

[illegible]

Daily SAIDI, MED Calc

Month Year	Outage Day	Daily SAIDI (minutes)	Ln SAIDI	T _{MED}	Alpha+ 2.5*Beta	SAIDI <= T _{med}	SAIDI > T _{med}	Use for Year	T _{med}	Alpha+ 2.5*Beta	Alpha (Average)	Beta (StdDev)	Count of Days
								2012	6.05992	1.80170	-1.70768	1.40375	1,826
								MED Year					
Feb-07	2/3/2007	0.381987	-0.96237										
Feb-07	2/4/2007	0.046955	-3.05857										
Feb-07	2/5/2007	0.129670	-2.04276										
Feb-07	2/6/2007	0.180438	-1.71237										
Feb-07	2/7/2007	0.054752	-2.90494										
Feb-07	2/8/2007	0.063015	-2.76439										
Feb-07	2/9/2007	0.017305	-4.05676										
Feb-07	2/10/2007	0.048145	-3.03355										
Feb-07	2/11/2007	0.010707	-4.53690										
Feb-07	2/12/2007	0.037799	-3.27548										
Feb-07	2/13/2007	130.318392	4.86998										
Feb-07	2/14/2007	28.195428	3.33916										
Feb-07	2/15/2007	8.665712	2.15937										
Feb-07	2/16/2007	1.084195	0.08084										
Feb-07	2/17/2007	0.497042	-0.69908										
Feb-07	2/18/2007	0.353869	-1.03883										
Feb-07	2/19/2007	0.092440	-2.38119										
Feb-07	2/20/2007	1.927702	0.65633										
Feb-07	2/21/2007	0.166328	-1.79379										
Feb-07	2/22/2007	0.406637	-0.89983										
Feb-07	2/23/2007	0.095027	-2.35360										
Feb-07	2/24/2007	0.092404	-2.38159										
Feb-07	2/25/2007	0.103273	-2.27038										
Feb-07	2/26/2007	0.162210	-1.81886										
Feb-07	2/27/2007	0.029846	-3.51170										
Feb-07	2/28/2007	0.029868	-3.51097										
Mar-07	3/1/2007	0.383087	-0.95949										
Mar-07	3/2/2007	5.236465	1.65565										
Mar-07	3/3/2007	0.225606	-1.48897										
Mar-07	3/4/2007	0.178128	-1.72525										
Mar-07	3/5/2007	0.105143	-2.25244										
Mar-07	3/6/2007	0.270617	-1.30705										
Mar-07	3/7/2007	0.228335	-1.47694										

Daily SAIDI, MED Calc

Month Year	Outage Day	Daily SAIDI (minutes)	Ln SAIDI	T _{MED}	Alpha+ 2.5*Beta	SAIDI <= T _{med}	SAIDI > T _{med}	Use for Year	T _{med}	Alpha+ 2.5*Beta	Alpha (Average)	Beta (StdDev)	Count of Days
								2012	6.05992	1.80170	-1.70768	1.40375	1,826
								MED Year					
Mar-07	3/8/2007	0.227162	-1.48209										
Mar-07	3/9/2007	0.131469	-2.02899										
Mar-07	3/10/2007	0.037637	-3.27978										
Mar-07	3/11/2007	0.074912	-2.59145										
Mar-07	3/12/2007	0.050367	-2.98842										
Mar-07	3/13/2007	0.070414	-2.65336										
Mar-07	3/14/2007	0.392516	-0.93518										
Mar-07	3/15/2007	0.812601	-0.20751										
Mar-07	3/16/2007	0.008683	-4.74640										
Mar-07	3/17/2007	0.026123	-3.64495										
Mar-07	3/18/2007	0.235752	-1.44498										
Mar-07	3/19/2007	0.170104	-1.77135										
Mar-07	3/20/2007	0.296976	-1.21410										
Mar-07	3/21/2007	0.116703	-2.14812										
Mar-07	3/22/2007	0.407673	-0.89729										
Mar-07	3/23/2007	0.161791	-1.82145										
Mar-07	3/24/2007	0.048262	-3.03111										
Mar-07	3/25/2007	0.145336	-1.92871										
Mar-07	3/26/2007	0.066426	-2.71167										
Mar-07	3/27/2007	0.323944	-1.12718										
Mar-07	3/28/2007	0.344068	-1.06692										
Mar-07	3/29/2007	0.098521	-2.31748										
Mar-07	3/30/2007	0.034673	-3.36178										
Mar-07	3/31/2007	0.034914	-3.35485										
Apr-07	4/1/2007	0.093750	-2.36712										
Apr-07	4/2/2007	0.054395	-2.91149										
Apr-07	4/3/2007	0.650623	-0.42982										
Apr-07	4/4/2007	0.642963	-0.44167										
Apr-07	4/5/2007	0.063985	-2.74911										
Apr-07	4/6/2007	0.175294	-1.74129										
Apr-07	4/7/2007	0.523692	-0.64685										
Apr-07	4/8/2007	0.003705	-5.59802										
Apr-07	4/9/2007	0.043695	-3.13053										

Daily SAIDI, MED Calc

Month Year	Outage Day	Daily SAIDI (minutes)	Ln SAIDI	T _{MED}	Alpha+ 2.5*Beta	SAIDI <= T _{med}	SAIDI > T _{med}	Use for Year	T _{med}	Alpha+ 2.5*Beta	Alpha (Average)	Beta (StdDev)	Count of Days
								2012	6.05992	1.80170	-1.70768	1.40375	1,826
								MED Year					
Apr-07	4/10/2007	0.047538	-3.04622										
Apr-07	4/11/2007	0.941893	-0.05986										
Apr-07	4/12/2007	0.390756	-0.93967										
Apr-07	4/13/2007	0.050038	-2.99496										
Apr-07	4/14/2007	0.587011	-0.53271										
Apr-07	4/15/2007	0.223667	-1.49760										
Apr-07	4/16/2007	0.274065	-1.29439										
Apr-07	4/17/2007	0.074193	-2.60109										
Apr-07	4/18/2007	0.054462	-2.91025										
Apr-07	4/19/2007	0.252449	-1.37655										
Apr-07	4/20/2007	0.008789	-4.73428										
Apr-07	4/21/2007	0.071981	-2.63135										
Apr-07	4/22/2007	0.091750	-2.38869										
Apr-07	4/23/2007	0.193760	-1.64113										
Apr-07	4/24/2007	1.135490	0.12706										
Apr-07	4/25/2007	0.072437	-2.62504										
Apr-07	4/26/2007	0.035610	-3.33514										
Apr-07	4/27/2007	0.027415	-3.59666										
Apr-07	4/28/2007	0.806308	-0.21529										
Apr-07	4/29/2007	0.112699	-2.18304										
Apr-07	4/30/2007	0.771649	-0.25923										
May-07	5/1/2007	0.066441	-2.71144										
May-07	5/2/2007	0.034084	-3.37893										
May-07	5/3/2007	0.122472	-2.09987										
May-07	5/4/2007	0.188784	-1.66715										
May-07	5/5/2007	0.185946	-1.68230										
May-07	5/6/2007	0.162379	-1.81782										
May-07	5/7/2007	0.060948	-2.79774										
May-07	5/8/2007	0.058261	-2.84282										
May-07	5/9/2007	0.091177	-2.39496										
May-07	5/10/2007	0.762492	-0.27116										
May-07	5/11/2007	0.296875	-1.21444										
May-07	5/12/2007	0.114661	-2.16578										

Daily SAIDI, MED Calc

Month Year	Outage Day	Daily SAIDI (minutes)	Ln SAIDI	T _{MED}	Alpha+ 2.5*Beta	SAIDI <= T _{med}	SAIDI > T _{med}	Use for Year	T _{med}	Alpha+ 2.5*Beta	Alpha (Average)	Beta (StdDev)	Count of Days
								2012	6.05992	1.80170	-1.70768	1.40375	1,826
								MED Year					
May-07	5/13/2007	0.109643	-2.21052										
May-07	5/14/2007	0.087503	-2.43609										
May-07	5/15/2007	19.405337	2.96555										
May-07	5/16/2007	2.907986	1.06746										
May-07	5/17/2007	0.244839	-1.40715										
May-07	5/18/2007	0.058321	-2.84179										
May-07	5/19/2007	0.090249	-2.40519										
May-07	5/20/2007	0.247103	-1.39795										
May-07	5/21/2007	0.198724	-1.61584										
May-07	5/22/2007	0.093124	-2.37382										
May-07	5/23/2007	0.119362	-2.12560										
May-07	5/24/2007	0.192729	-1.64647										
May-07	5/25/2007	0.067213	-2.69988										
May-07	5/26/2007	0.092476	-2.38081										
May-07	5/27/2007	0.083987	-2.47709										
May-07	5/28/2007	0.063883	-2.75070										
May-07	5/29/2007	0.065611	-2.72401										
May-07	5/30/2007	0.576364	-0.55102										
May-07	5/31/2007	0.067652	-2.69338										
Jun-07	6/1/2007	0.264748	-1.32898										
Jun-07	6/2/2007	2.829567	1.04012										
Jun-07	6/3/2007	1.191874	0.17553										
Jun-07	6/4/2007	0.688499	-0.37324										
Jun-07	6/5/2007	0.163774	-1.80927										
Jun-07	6/6/2007	0.368729	-0.99769										
Jun-07	6/7/2007	0.454135	-0.78936										
Jun-07	6/8/2007	0.729232	-0.31576										
Jun-07	6/9/2007	0.154777	-1.86577										
Jun-07	6/10/2007	0.286553	-1.24983										
Jun-07	6/11/2007	0.127355	-2.06078										
Jun-07	6/12/2007	0.078153	-2.54909										
Jun-07	6/13/2007	0.548589	-0.60041										
Jun-07	6/14/2007	0.196301	-1.62810										

Daily SAIDI, MED Calc

Month Year	Outage Day	Daily SAIDI (minutes)	Ln SAIDI	T _{MED}	Alpha+ 2.5*Beta	SAIDI <= T _{med}	SAIDI > T _{med}	Use for Year	T _{med}	Alpha+ 2.5*Beta	Alpha (Average)	Beta (StdDev)	Count of Days
								2012	6.05992	1.80170	-1.70768	1.40375	1,826
								MED Year					
Jun-07	6/15/2007	0.117476	-2.14152										
Jun-07	6/16/2007	0.259832	-1.34772										
Jun-07	6/17/2007	1.039706	0.03894										
Jun-07	6/18/2007	0.588772	-0.52972										
Jun-07	6/19/2007	0.072347	-2.62628										
Jun-07	6/20/2007	0.347065	-1.05824										
Jun-07	6/21/2007	0.123672	-2.09013										
Jun-07	6/22/2007	0.405024	-0.90381										
Jun-07	6/23/2007	0.272014	-1.30190										
Jun-07	6/24/2007	0.103087	-2.27218										
Jun-07	6/25/2007	0.334313	-1.09568										
Jun-07	6/26/2007	1.960768	0.67334										
Jun-07	6/27/2007	2.388476	0.87066										
Jun-07	6/28/2007	3.771338	1.32743										
Jun-07	6/29/2007	0.867895	-0.14168										
Jun-07	6/30/2007	0.392552	-0.93509										
Jul-07	7/1/2007	0.065947	-2.71890										
Jul-07	7/2/2007	0.267131	-1.32002										
Jul-07	7/3/2007	0.073532	-2.61003										
Jul-07	7/4/2007	1.266470	0.23623										
Jul-07	7/5/2007	0.247034	-1.39823										
Jul-07	7/6/2007	2.339653	0.85000										
Jul-07	7/7/2007	0.031410	-3.46063										
Jul-07	7/8/2007	0.198271	-1.61812										
Jul-07	7/9/2007	0.320919	-1.13657										
Jul-07	7/10/2007	0.530174	-0.63455										
Jul-07	7/11/2007	0.058346	-2.84136										
Jul-07	7/12/2007	0.045881	-3.08170										
Jul-07	7/13/2007	0.337174	-1.08716										
Jul-07	7/14/2007	0.145962	-1.92441										
Jul-07	7/15/2007	3.477682	1.24637										
Jul-07	7/16/2007	0.097993	-2.32286										
Jul-07	7/17/2007	0.316751	-1.14964										

Daily SAIDI, MED Calc

MonthYear	Outage Day	Daily SAIDI (minutes)	Ln SAIDI	T _{MED}	Alpha+ 2.5*Beta	SAIDI <= T _{med}	SAIDI > T _{med}	Use for Year	T _{med}	Alpha+ 2.5*Beta	Alpha (Average)	Beta (StdDev)	Count of Days
								2012	6.05992	1.80170	-1.70768	1.40375	1,826
								MED Year					
Jul-07	7/18/2007	0.093927	-2.36524										
Jul-07	7/19/2007	2.138336	0.76003										
Jul-07	7/20/2007	0.138931	-1.97378										
Jul-07	7/21/2007	0.178867	-1.72111										
Jul-07	7/22/2007	0.250096	-1.38591										
Jul-07	7/23/2007	0.098113	-2.32164										
Jul-07	7/24/2007	0.101083	-2.29182										
Jul-07	7/25/2007	0.087001	-2.44183										
Jul-07	7/26/2007	0.211902	-1.55163										
Jul-07	7/27/2007	0.782512	-0.24525										
Jul-07	7/28/2007	0.032374	-3.43039										
Jul-07	7/29/2007	0.283207	-1.26158										
Jul-07	7/30/2007	0.132573	-2.02062										
Jul-07	7/31/2007	0.697474	-0.36029										
Aug-07	8/1/2007	0.489162	-0.71506										
Aug-07	8/2/2007	0.343263	-1.06926										
Aug-07	8/3/2007	0.171076	-1.76565										
Aug-07	8/4/2007	0.117115	-2.14460										
Aug-07	8/5/2007	0.046701	-3.06400										
Aug-07	8/6/2007	0.553193	-0.59205										
Aug-07	8/7/2007	0.285312	-1.25417										
Aug-07	8/8/2007	0.587005	-0.53272										
Aug-07	8/9/2007	0.856272	-0.15517										
Aug-07	8/10/2007	0.307286	-1.17997										
Aug-07	8/11/2007	0.097251	-2.33046										
Aug-07	8/12/2007	0.232791	-1.45762										
Aug-07	8/13/2007	0.353317	-1.04039										
Aug-07	8/14/2007	0.302934	-1.19424										
Aug-07	8/15/2007	0.172771	-1.75579										
Aug-07	8/16/2007	2.564853	0.94190										
Aug-07	8/17/2007	0.624722	-0.47045										
Aug-07	8/18/2007	0.202845	-1.59531										
Aug-07	8/19/2007	0.240936	-1.42322										

Daily SAIDI, MED Calc

Month Year	Outage Day	Daily SAIDI (minutes)	Ln SAIDI	T _{MED}	Alpha+ 2.5*Beta	SAIDI <= T _{med}	SAIDI > T _{med}	Use for Year	T _{med}	Alpha+ 2.5*Beta	Alpha (Average)	Beta (StdDev)	Count of Days
								2012	6.05992	1.80170	-1.70768	1.40375	1,826
								MED Year					
Aug-07	8/20/2007	0.590481	-0.52682										
Aug-07	8/21/2007	0.088147	-2.42875										
Aug-07	8/22/2007	0.141247	-1.95724										
Aug-07	8/23/2007	0.550770	-0.59644										
Aug-07	8/24/2007	0.071612	-2.63649										
Aug-07	8/25/2007	3.489399	1.24973										
Aug-07	8/26/2007	0.169090	-1.77732										
Aug-07	8/27/2007	0.249569	-1.38802										
Aug-07	8/28/2007	0.507454	-0.67835										
Aug-07	8/29/2007	0.639339	-0.44732										
Aug-07	8/30/2007	0.087207	-2.43947										
Aug-07	8/31/2007	0.463814	-0.76827										
Sep-07	9/1/2007	0.044077	-3.12181										
Sep-07	9/2/2007	0.406545	-0.90006										
Sep-07	9/3/2007	0.312891	-1.16190										
Sep-07	9/4/2007	0.274593	-1.29247										
Sep-07	9/5/2007	0.252085	-1.37799										
Sep-07	9/6/2007	0.245417	-1.40480										
Sep-07	9/7/2007	0.241530	-1.42076										
Sep-07	9/8/2007	0.121035	-2.11167										
Sep-07	9/9/2007	0.435881	-0.83039										
Sep-07	9/10/2007	0.164715	-1.80354										
Sep-07	9/11/2007	0.598629	-0.51311										
Sep-07	9/12/2007	0.056222	-2.87845										
Sep-07	9/13/2007	0.114129	-2.17043										
Sep-07	9/14/2007	0.199450	-1.61219										
Sep-07	9/15/2007	0.155243	-1.86277										
Sep-07	9/16/2007	0.111383	-2.19478										
Sep-07	9/17/2007	0.297437	-1.21255										
Sep-07	9/18/2007	0.532745	-0.62971										
Sep-07	9/19/2007	0.075330	-2.58588										
Sep-07	9/20/2007	0.100989	-2.29274										
Sep-07	9/21/2007	0.326525	-1.11925										

Daily SAIDI, MED Calc

[illegible]

Daily SAIDI, MED Calc

Month Year	Outage Day	Daily SAIDI (minutes)	Ln SAIDI	T _{MED}	Alpha+ 2.5*Beta	SAIDI <= T _{med}	SAIDI > T _{med}	Use for Year	T _{med}	Alpha+ 2.5*Beta	Alpha (Average)	Beta (StdDev)	Count of Days
								2012	6.05992	1.80170	-1.70768	1.40375	1,826
								MED Year					
Oct-07	10/25/2007	0.443188	-0.81376										
Oct-07	10/26/2007	0.428349	-0.84782										
Oct-07	10/27/2007	0.028218	-3.56779										
Oct-07	10/28/2007	0.108936	-2.21699										
Oct-07	10/29/2007	0.083768	-2.47970										
Oct-07	10/30/2007	0.085182	-2.46296										
Oct-07	10/31/2007	0.268828	-1.31368										
Nov-07	11/1/2007	0.612526	-0.49016										
Nov-07	11/2/2007	0.107569	-2.22962										
Nov-07	11/3/2007	0.380543	-0.96616										
Nov-07	11/4/2007	0.126339	-2.08879										
Nov-07	11/5/2007	0.650090	-0.43064										
Nov-07	11/6/2007	0.113874	-2.17267										
Nov-07	11/7/2007	0.119141	-2.12745										
Nov-07	11/8/2007	0.190437	-1.65844										
Nov-07	11/9/2007	0.123557	-2.09105										
Nov-07	11/10/2007	0.153828	-1.87192										
Nov-07	11/11/2007	0.739775	-0.30141										
Nov-07	11/12/2007	0.211777	-1.55222										
Nov-07	11/13/2007	0.321338	-1.13526										
Nov-07	11/14/2007	0.182242	-1.70242										
Nov-07	11/15/2007	0.030791	-3.48053										
Nov-07	11/16/2007	0.419501	-0.86869										
Nov-07	11/17/2007	0.160724	-1.82807										
Nov-07	11/18/2007	0.016273	-4.11824										
Nov-07	11/19/2007	0.191749	-1.65157										
Nov-07	11/20/2007	0.201767	-1.60064										
Nov-07	11/21/2007	0.154574	-1.86708										
Nov-07	11/22/2007	0.128676	-2.05046										
Nov-07	11/23/2007	0.035687	-3.33298										
Nov-07	11/24/2007	0.038295	-3.26243										
Nov-07	11/25/2007	0.042598	-3.15595										
Nov-07	11/26/2007	0.647070	-0.43530										

Daily SAIDI, MED Calc

Month Year	Outage Day	Daily SAIDI (minutes)	Ln SAIDI	T _{MED}	Alpha+ 2.5*Beta	SAIDI <= T _{med}	SAIDI > T _{med}	Use for Year	T _{med}	Alpha+ 2.5*Beta	Alpha (Average)	Beta (StdDev)	Count of Days
								2012	6.05992	1.80170	-1.70768	1.40375	1,826
								MED Year					
Nov-07	11/27/2007	0.037480	-3.28396										
Nov-07	11/28/2007	0.161249	-1.82480										
Nov-07	11/29/2007	0.110754	-2.20045										
Nov-07	11/30/2007	0.480206	-0.73354										
Dec-07	12/1/2007	0.023705	-3.74208										
Dec-07	12/2/2007	0.990632	-0.00941										
Dec-07	12/3/2007	1.115616	0.10941										
Dec-07	12/4/2007	0.054458	-2.91032										
Dec-07	12/5/2007	0.153649	-1.87308										
Dec-07	12/6/2007	0.669196	-0.40168										
Dec-07	12/7/2007	0.023011	-3.77179										
Dec-07	12/8/2007	0.137414	-1.98476										
Dec-07	12/9/2007	0.269747	-1.31027										
Dec-07	12/10/2007	0.086029	-2.45307										
Dec-07	12/11/2007	0.105750	-2.24667										
Dec-07	12/12/2007	0.041750	-3.17605										
Dec-07	12/13/2007	0.151354	-1.88814										
Dec-07	12/14/2007	0.063270	-2.76035										
Dec-07	12/15/2007	0.210651	-1.55755										
Dec-07	12/16/2007	0.454177	-0.78927										
Dec-07	12/17/2007	0.361384	-1.01782										
Dec-07	12/18/2007	0.073568	-2.60954										
Dec-07	12/19/2007	0.197878	-1.62011										
Dec-07	12/20/2007	0.492608	-0.70804										
Dec-07	12/21/2007	0.309553	-1.17263										
Dec-07	12/22/2007	0.032130	-3.43796										
Dec-07	12/23/2007	4.222003	1.44031										
Dec-07	12/24/2007	0.044317	-3.11639										
Dec-07	12/25/2007	0.050803	-2.97981										
Dec-07	12/26/2007	0.021923	-3.82020										
Dec-07	12/27/2007	0.177495	-1.72881										
Dec-07	12/28/2007	0.130447	-2.03679										
Dec-07	12/29/2007	0.134168	-2.00866										

Daily SAIDI, MED Calc

Month/Year	Outage Day	Daily SAIDI (minutes)	Ln SAIDI	T _{MED}	Alpha+ 2.5*Beta	SAIDI <= T _{med}	SAIDI > T _{med}	Use for Year	T _{med}	Alpha+ 2.5*Beta	Alpha (Average)	Beta (StdDev)	Count of Days
								2012	6.05992	1.80170	-1.70768	1.40375	1,826
								MED Year					
Dec-07	12/30/2007	0.018517	-3.98905										
Dec-07	12/31/2007	0.166810	-1.79090										
Jan-08	1/1/2008	0.457517	-0.78194										
Jan-08	1/2/2008	1.323557	0.28032										
Jan-08	1/3/2008	0.411288	-0.88846										
Jan-08	1/4/2008	0.103273	-2.27038										
Jan-08	1/5/2008	0.226986	-1.48287										
Jan-08	1/6/2008	0.226204	-1.48632										
Jan-08	1/7/2008	0.108021	-2.22543										
Jan-08	1/8/2008	0.746084	-0.29292										
Jan-08	1/9/2008	0.226738	-1.48396										
Jan-08	1/10/2008	0.552055	-0.59411										
Jan-08	1/11/2008	0.123164	-2.09423										
Jan-08	1/12/2008	0.028590	-3.55470										
Jan-08	1/13/2008	0.026696	-3.62323										
Jan-08	1/14/2008	0.003657	-5.61112										
Jan-08	1/15/2008	0.304978	-1.18752										
Jan-08	1/16/2008	0.501285	-0.69058										
Jan-08	1/17/2008	1.599886	0.46993										
Jan-08	1/18/2008	0.021851	-3.82353										
Jan-08	1/19/2008	0.394636	-0.92979										
Jan-08	1/20/2008	0.096645	-2.33671										
Jan-08	1/21/2008	0.081043	-2.51278										
Jan-08	1/22/2008	0.117387	-2.14228										
Jan-08	1/23/2008	0.039429	-3.23325										
Jan-08	1/24/2008	0.044626	-3.10943										
Jan-08	1/25/2008	0.038434	-3.25880										
Jan-08	1/26/2008	0.105043	-2.25338										
Jan-08	1/27/2008	0.012479	-4.38367										
Jan-08	1/28/2008	0.023468	-3.75213										
Jan-08	1/29/2008	5.756693	1.75036										
Jan-08	1/30/2008	2.857009	1.04978										
Jan-08	1/31/2008	0.142379	-1.94926										

Daily SAIDI, MED Calc

Month/Year	Outage Day	Daily SAIDI (minutes)	Ln SAIDI	T _{MED}	Alpha+ 2.5*Beta	SAIDI <= T _{med}	SAIDI > T _{med}	Use for Year	T _{med}	Alpha+ 2.5*Beta	Alpha (Average)	Beta (StdDev)	Count of Days
								2012	6.05992	1.80170	-1.70768	1.40375	1,826
								MED Year					
Feb-08	2/1/2008	0.799896	-0.23585										
Feb-08	2/2/2008	0.077343	-2.55950										
Feb-08	2/3/2008	0.137209	-1.98625										
Feb-08	2/4/2008	0.302658	-1.19515										
Feb-08	2/5/2008	0.671166	-0.39874										
Feb-08	2/6/2008	4.980201	1.60547										
Feb-08	2/7/2008	0.133430	-2.01418										
Feb-08	2/8/2008	0.015457	-4.16972										
Feb-08	2/9/2008	0.172864	-1.75525										
Feb-08	2/10/2008	1.418806	0.34982										
Feb-08	2/11/2008	0.245822	-1.40315										
Feb-08	2/12/2008	0.940389	-0.06146										
Feb-08	2/13/2008	0.033951	-3.38285										
Feb-08	2/14/2008	0.012527	-4.37983										
Feb-08	2/15/2008	0.560041	-0.57974										
Feb-08	2/16/2008	0.112943	-2.18088										
Feb-08	2/17/2008	1.129055	0.12138										
Feb-08	2/18/2008	0.715638	-0.33458										
Feb-08	2/19/2008	0.028707	-3.55062										
Feb-08	2/20/2008	0.021220	-3.85279										
Feb-08	2/21/2008	0.074939	-2.59108										
Feb-08	2/22/2008	0.248905	-1.39068										
Feb-08	2/23/2008	0.103131	-2.27175										
Feb-08	2/24/2008	0.003730	-5.59131										
Feb-08	2/25/2008	0.125072	-2.07887										
Feb-08	2/26/2008	0.095165	-2.35214										
Feb-08	2/27/2008	0.581996	-0.54129										
Feb-08	2/28/2008	0.022788	-3.78153										
Feb-08	2/29/2008	0.033991	-3.38165										
Mar-08	3/1/2008	0.164438	-1.80522										
Mar-08	3/2/2008	0.022468	-3.79564										
Mar-08	3/3/2008	0.560366	-0.57916										
Mar-08	3/4/2008	0.424731	-0.85630										

Daily SAIDI, MED Calc

[illegible]

Daily SAIDI, MED Calc

Month Year	Outage Day	Daily SAIDI (minutes)	Ln SAIDI	T _{MED}	Alpha+ 2.5*Beta	SAIDI <= T _{med}	SAIDI > T _{med}	Use for Year	T _{med}	Alpha+ 2.5*Beta	Alpha (Average)	Beta (StdDev)	Count of Days
								2012	6.05992	1.80170	-1.70768	1.40375	1,826
								MED Year					
Apr-08	4/7/2008	0.068677	-2.67834										
Apr-08	4/8/2008	0.080749	-2.51641										
Apr-08	4/9/2008	0.290078	-1.23760										
Apr-08	4/10/2008	0.019190	-3.95335										
Apr-08	4/11/2008	0.303668	-1.19182										
Apr-08	4/12/2008	0.298804	-1.20797										
Apr-08	4/13/2008	0.010654	-4.54179										
Apr-08	4/14/2008	0.036611	-3.30740										
Apr-08	4/15/2008	0.028565	-3.55557										
Apr-08	4/16/2008	0.209253	-1.56421										
Apr-08	4/17/2008	0.474793	-0.74488										
Apr-08	4/18/2008	0.262045	-1.33924										
Apr-08	4/19/2008	0.022671	-3.78668										
Apr-08	4/20/2008	0.386547	-0.95050										
Apr-08	4/21/2008	0.073598	-2.60914										
Apr-08	4/22/2008	0.298448	-1.20916										
Apr-08	4/23/2008	0.076503	-2.57042										
Apr-08	4/24/2008	0.692447	-0.36752										
Apr-08	4/25/2008	0.053492	-2.92822										
Apr-08	4/26/2008	0.254499	-1.36846										
Apr-08	4/27/2008	0.052121	-2.95418										
Apr-08	4/28/2008	0.105902	-2.24525										
Apr-08	4/29/2008	0.213716	-1.54311										
Apr-08	4/30/2008	0.097965	-2.32314										
May-08	5/1/2008	1.286370	0.25182										
May-08	5/2/2008	0.330493	-1.10717										
May-08	5/3/2008	0.965947	-0.03465										
May-08	5/4/2008	0.070640	-2.65016										
May-08	5/5/2008	0.092059	-2.38532										
May-08	5/6/2008	0.081895	-2.50232										
May-08	5/7/2008	0.466504	-0.76249										
May-08	5/8/2008	0.352385	-1.04303										
May-08	5/9/2008	0.564580	-0.57167										

Daily SAIDI, MED Calc

[illegible]

Daily SAIDI, MED Calc

Month/Year	Outage Day	Daily SAIDI (minutes)	Ln SAIDI	T _{MED}	Alpha+ 2.5*Beta	SAIDI <= T _{med}	SAIDI > T _{med}	Use for Year	T _{med}	Alpha+ 2.5*Beta	Alpha (Average)	Beta (StdDev)	Count of Days
								2012	6.05992	1.80170	-1.70768	1.40375	1,826
								MED Year					
Jun-08	6/12/2008	0.287236	-1.24745										
Jun-08	6/13/2008	1.203504	0.18524										
Jun-08	6/14/2008	0.277896	-1.28051										
Jun-08	6/15/2008	0.751465	-0.28573										
Jun-08	6/16/2008	0.231159	-1.46465										
Jun-08	6/17/2008	0.193651	-1.64170										
Jun-08	6/18/2008	0.227534	-1.48046										
Jun-08	6/19/2008	0.216200	-1.53155										
Jun-08	6/20/2008	0.184892	-1.68798										
Jun-08	6/21/2008	0.451002	-0.79628										
Jun-08	6/22/2008	0.196719	-1.62598										
Jun-08	6/23/2008	0.099449	-2.30811										
Jun-08	6/24/2008	0.126237	-2.06959										
Jun-08	6/25/2008	0.592016	-0.52422										
Jun-08	6/26/2008	2.670786	0.98237										
Jun-08	6/27/2008	0.122600	-2.09883										
Jun-08	6/28/2008	7.286347	1.98600										
Jun-08	6/29/2008	0.403707	-0.90707										
Jun-08	6/30/2008	0.123692	-2.08996										
Jul-08	7/1/2008	0.207009	-1.57499										
Jul-08	7/2/2008	0.325292	-1.12303										
Jul-08	7/3/2008	0.100174	-2.30084										
Jul-08	7/4/2008	0.279639	-1.27425										
Jul-08	7/5/2008	0.577402	-0.54922										
Jul-08	7/6/2008	0.312491	-1.16318										
Jul-08	7/7/2008	0.107537	-2.22992										
Jul-08	7/8/2008	6.346737	1.84794										
Jul-08	7/9/2008	0.334574	-1.09490										
Jul-08	7/10/2008	0.217743	-1.52444										
Jul-08	7/11/2008	0.189853	-1.66151										
Jul-08	7/12/2008	0.681794	-0.38303										
Jul-08	7/13/2008	0.331004	-1.10562										
Jul-08	7/14/2008	0.130146	-2.03910										

Daily SAIDI, MED Calc

MonthYear	Outage Day	Daily SAIDI (minutes)	Ln SAIDI	T _{MED}	Alpha+ 2.5*Beta	SAIDI <= T _{med}	SAIDI > T _{med}	Use for Year	T _{med}	Alpha+ 2.5*Beta	Alpha (Average)	Beta (StdDev)	Count of Days
								2012	6.05992	1.80170	-1.70768	1.40375	1,826
								MED Year					
Jul-08	7/15/2008	0.091873	-2.38735										
Jul-08	7/16/2008	0.107707	-2.22834										
Jul-08	7/17/2008	0.224275	-1.49488										
Jul-08	7/18/2008	0.441392	-0.81782										
Jul-08	7/19/2008	0.221249	-1.50847										
Jul-08	7/20/2008	1.006954	0.00693										
Jul-08	7/21/2008	0.228610	-1.47574										
Jul-08	7/22/2008	32.106783	3.46907										
Jul-08	7/23/2008	0.309796	-1.17184										
Jul-08	7/24/2008	0.098444	-2.31827										
Jul-08	7/25/2008	0.050503	-2.98571										
Jul-08	7/26/2008	0.197709	-1.62096										
Jul-08	7/27/2008	0.169519	-1.77479										
Jul-08	7/28/2008	0.095117	-2.35265										
Jul-08	7/29/2008	0.507951	-0.67737										
Jul-08	7/30/2008	0.076075	-2.57603										
Jul-08	7/31/2008	0.149038	-1.90356										
Aug-08	8/1/2008	0.027219	-3.60383										
Aug-08	8/2/2008	0.238454	-1.43358										
Aug-08	8/3/2008	0.091729	-2.38892										
Aug-08	8/4/2008	0.395017	-0.92883										
Aug-08	8/5/2008	0.428994	-0.84631										
Aug-08	8/6/2008	0.615167	-0.48586										
Aug-08	8/7/2008	0.020746	-3.87538										
Aug-08	8/8/2008	0.416569	-0.87570										
Aug-08	8/9/2008	0.322276	-1.13235										
Aug-08	8/10/2008	0.499532	-0.69408										
Aug-08	8/11/2008	0.462779	-0.77051										
Aug-08	8/12/2008	0.536234	-0.62318										
Aug-08	8/13/2008	0.092358	-2.38208										
Aug-08	8/14/2008	0.042471	-3.15895										
Aug-08	8/15/2008	0.299867	-1.20442										
Aug-08	8/16/2008	0.113972	-2.17181										

Daily SAIDI, MED Calc

Month/Year	Outage Day	Daily SAIDI (minutes)	Ln SAIDI	T _{MED}	Alpha+ 2.5*Beta	SAIDI <= T _{med}	SAIDI > T _{med}	Use for Year	T _{med}	Alpha+ 2.5*Beta	Alpha (Average)	Beta (StdDev)	Count of Days
								2012	6.05992	1.80170	-1.70768	1.40375	1,826
								MED Year					
Aug-08	8/17/2008	0.46583	-0.78398										
Aug-08	8/18/2008	0.256557	-1.36040										
Aug-08	8/19/2008	0.063638	-2.75454										
Aug-08	8/20/2008	0.271786	-1.30274										
Aug-08	8/21/2008	0.132777	-2.01908										
Aug-08	8/22/2008	0.132410	-2.02185										
Aug-08	8/23/2008	0.020002	-3.91194										
Aug-08	8/24/2008	4.359461	1.47235										
Aug-08	8/25/2008	3.899674	1.36089										
Aug-08	8/26/2008	0.136165	-1.99389										
Aug-08	8/27/2008	0.445958	-0.80753										
Aug-08	8/28/2008	0.141985	-1.95203										
Aug-08	8/29/2008	0.195477	-1.63232										
Aug-08	8/30/2008	0.101878	-2.28398										
Aug-08	8/31/2008	0.067736	-2.69214										
Sep-08	9/1/2008	0.082857	-2.49064										
Sep-08	9/2/2008	1.021019	0.02080										
Sep-08	9/3/2008	0.258048	-1.35461										
Sep-08	9/4/2008	1.046188	0.04515										
Sep-08	9/5/2008	0.154467	-1.86778										
Sep-08	9/6/2008	0.019911	-3.91647										
Sep-08	9/7/2008	0.051206	-2.97191										
Sep-08	9/8/2008	0.021506	-3.83941										
Sep-08	9/9/2008	0.411029	-0.88909										
Sep-08	9/10/2008	0.121586	-2.10713										
Sep-08	9/11/2008	0.048356	-3.02916										
Sep-08	9/12/2008	0.849718	-0.16285										
Sep-08	9/13/2008	0.091945	-2.38656										
Sep-08	9/14/2008	818.515110	6.70749										
Sep-08	9/15/2008	97.250537	4.57729										
Sep-08	9/16/2008	31.403841	3.44693										
Sep-08	9/17/2008	12.075336	2.49117										
Sep-08	9/18/2008	83.186114	4.42108										

Daily SAIDI, MED Calc

Month Year	Outage Day	Daily SAIDI (minutes)	Ln SAIDI	T _{MED}	Alpha+ 2.5*Beta	SAIDI <= T _{med}	SAIDI > T _{med}	Use for Year	T _{med}	Alpha+ 2.5*Beta	Alpha (Average)	Beta (StdDev)	Count of Days
								2012	6.05992	1.80170	-1.70768	1.40375	1,826
								MED Year					
Sep-08	9/19/2008	24.688740	3.20635										
Sep-08	9/20/2008	11.687718	2.45854										
Sep-08	9/21/2008	7.756300	2.04851										
Sep-08	9/22/2008	3.361183	1.21229										
Sep-08	9/23/2008	1.426510	0.35523										
Sep-08	9/24/2008	0.473129	-0.74839										
Sep-08	9/25/2008	1.529287	0.42480										
Sep-08	9/26/2008	0.592980	-0.52259										
Sep-08	9/27/2008	0.386986	-0.94937										
Sep-08	9/28/2008	0.181639	-1.70573										
Sep-08	9/29/2008	0.853104	-0.15887										
Sep-08	9/30/2008	2.488110	0.91152										
Oct-08	10/1/2008	0.231474	-1.46329										
Oct-08	10/2/2008	0.318395	-1.14446										
Oct-08	10/3/2008	0.786083	-0.24069										
Oct-08	10/4/2008	0.229050	-1.47381										
Oct-08	10/5/2008	0.671886	-0.39767										
Oct-08	10/6/2008	0.419617	-0.86841										
Oct-08	10/7/2008	0.800955	-0.22195										
Oct-08	10/8/2008	2.014602	0.70042										
Oct-08	10/9/2008	0.278357	-1.27885										
Oct-08	10/10/2008	0.430827	-0.84205										
Oct-08	10/11/2008	0.335983	-1.09069										
Oct-08	10/12/2008	0.244644	-1.40795										
Oct-08	10/13/2008	0.543697	-0.60936										
Oct-08	10/14/2008	0.176452	-1.73471										
Oct-08	10/15/2008	0.318483	-1.14419										
Oct-08	10/16/2008	1.484446	0.39504										
Oct-08	10/17/2008	0.184722	-1.68890										
Oct-08	10/18/2008	0.173082	-1.75399										
Oct-08	10/19/2008	0.120680	-2.11461										
Oct-08	10/20/2008	0.140840	-1.96013										
Oct-08	10/21/2008	0.150914	-1.89104										

Daily SAIDI, MED Calc

Month Year	Outage Day	Daily SAIDI (minutes)	Ln SAIDI	T _{MED}	Alpha+ 2.5*Beta	SAIDI <= T _{med}	SAIDI > T _{med}	Use for Year	T _{med}	Alpha+ 2.5*Beta	Alpha (Average)	Beta (StdDev)	Count of Days
								2012	6.05992	1.80170	-1.70768	1.40375	1,826
								MED Year					
Oct-08	10/22/2008	0.135384	-1.99964										
Oct-08	10/23/2008	0.326533	-1.11922										
Oct-08	10/24/2008	0.256402	-1.36101										
Oct-08	10/25/2008	0.065185	-2.73052										
Oct-08	10/26/2008	0.819553	-0.19900										
Oct-08	10/27/2008	0.246799	-1.39918										
Oct-08	10/28/2008	0.273338	-1.29705										
Oct-08	10/29/2008	0.080105	-2.52442										
Oct-08	10/30/2008	0.976562	-0.02372										
Oct-08	10/31/2008	0.109990	-2.20736										
Nov-08	11/1/2008	0.218590	-1.52056										
Nov-08	11/2/2008	0.419834	-0.86790										
Nov-08	11/3/2008	0.222826	-1.50136										
Nov-08	11/4/2008	0.123409	-2.09225										
Nov-08	11/5/2008	0.125600	-2.07465										
Nov-08	11/6/2008	0.106083	-2.24353										
Nov-08	11/7/2008	0.252464	-1.37649										
Nov-08	11/8/2008	0.090052	-2.40737										
Nov-08	11/9/2008	0.038230	-3.26413										
Nov-08	11/10/2008	0.110404	-2.20361										
Nov-08	11/11/2008	0.377662	-0.97376										
Nov-08	11/12/2008	0.116984	-2.14571										
Nov-08	11/13/2008	0.372576	-0.98731										
Nov-08	11/14/2008	0.024490	-3.70950										
Nov-08	11/15/2008	0.082319	-2.49715										
Nov-08	11/16/2008	1.075094	0.07241										
Nov-08	11/17/2008	0.062517	-2.77231										
Nov-08	11/18/2008	0.214440	-1.53973										
Nov-08	11/19/2008	0.076894	-2.56533										
Nov-08	11/20/2008	0.369382	-0.99593										
Nov-08	11/21/2008	0.172779	-1.75574										
Nov-08	11/22/2008	0.314480	-1.15683										
Nov-08	11/23/2008	0.067695	-2.69275										

Daily SAIDI, MED Calc

Month/Year	Outage Day	Daily SAIDI (minutes)	Ln SAIDI	T _{MED}	Alpha+ 2.5*Beta	SAIDI <= T _{med}	SAIDI > T _{med}	Use for Year	T _{med}	Alpha+ 2.5*Beta	Alpha (Average)	Beta (StdDev)	Count of Days
								2012	6.05992	1.80170	-1.70768	1.40375	1,826
								MED Year					
Nov-08	11/24/2008	0.018514	-3.98922										
Nov-08	11/25/2008	0.048626	-3.02361										
Nov-08	11/26/2008	0.085431	-2.46005										
Nov-08	11/27/2008	0.225081	-1.49129										
Nov-08	11/28/2008	0.087039	-2.44140										
Nov-08	11/29/2008	0.036737	-3.30398										
Nov-08	11/30/2008	1.298682	0.26135										
Dec-08	12/1/2008	0.658515	-0.41777										
Dec-08	12/2/2008	0.165851	-1.79666										
Dec-08	12/3/2008	0.066179	-2.71539										
Dec-08	12/4/2008	0.075239	-2.58709										
Dec-08	12/5/2008	0.063257	-2.76055										
Dec-08	12/6/2008	0.086339	-2.44947										
Dec-08	12/7/2008	0.267513	-1.31859										
Dec-08	12/8/2008	0.173419	-1.75205										
Dec-08	12/9/2008	0.146069	-1.92368										
Dec-08	12/10/2008	0.290864	-1.23490										
Dec-08	12/11/2008	0.162841	-1.81498										
Dec-08	12/12/2008	0.147593	-1.91330										
Dec-08	12/13/2008	0.021014	-3.86258										
Dec-08	12/14/2008	0.364879	-1.00819										
Dec-08	12/15/2008	0.205642	-1.58162										
Dec-08	12/16/2008	0.059263	-2.82577										
Dec-08	12/17/2008	0.068298	-2.68388										
Dec-08	12/18/2008	0.027268	-3.60203										
Dec-08	12/19/2008	0.290430	-1.23639										
Dec-08	12/20/2008	0.014756	-4.21610										
Dec-08	12/21/2008	0.761527	-0.27243										
Dec-08	12/22/2008	0.639725	-0.44672										
Dec-08	12/23/2008	0.360212	-1.02106										
Dec-08	12/24/2008	0.699202	-0.35781										
Dec-08	12/25/2008	0.655928	-0.42170										
Dec-08	12/26/2008	0.125955	-2.07183										

Daily SAIDI, MED Calc

Month Year	Outage Day	Daily SAIDI (minutes)	Ln SAIDI	T _{MED}	Alpha+ 2.5*Beta	SAIDI <= T _{med}	SAIDI > T _{med}	Use for Year	T _{med}	Alpha+ 2.5*Beta	Alpha (Average)	Beta (StdDev)	Count of Days
								2012	6.05992	1.80170	-1.70768	1.40375	1,826
								MED Year					
Dec-08	12/27/2008	0.388088	-0.94652										
Dec-08	12/28/2008	0.541273	-0.61383										
Dec-08	12/29/2008	0.198693	-1.61600										
Dec-08	12/30/2008	0.400130	-0.91597										
Dec-08	12/31/2008	1.545121	0.43510										
Jan-09	1/1/2009	0.026883	-3.61626										
Jan-09	1/2/2009	0.039428	-3.23328										
Jan-09	1/3/2009	0.019930	-3.91551										
Jan-09	1/4/2009	1.935758	0.66050										
Jan-09	1/5/2009	0.047348	-3.05023										
Jan-09	1/6/2009	0.022806	-3.78071										
Jan-09	1/7/2009	0.024409	-3.71280										
Jan-09	1/8/2009	0.014440	-4.23773										
Jan-09	1/9/2009	0.317245	-1.14808										
Jan-09	1/10/2009	0.015338	-4.17743										
Jan-09	1/11/2009	0.013170	-4.32983										
Jan-09	1/12/2009	0.056363	-2.87595										
Jan-09	1/13/2009	0.122129	-2.10268										
Jan-09	1/14/2009	0.052867	-2.93997										
Jan-09	1/15/2009	0.276335	-1.28614										
Jan-09	1/16/2009	0.164275	-1.80621										
Jan-09	1/17/2009	0.408457	-0.89537										
Jan-09	1/18/2009	0.007263	-4.92494										
Jan-09	1/19/2009	0.055257	-2.89576										
Jan-09	1/20/2009	0.148524	-1.90701										
Jan-09	1/21/2009	0.122506	-2.09959										
Jan-09	1/22/2009	0.104174	-2.26169										
Jan-09	1/23/2009	0.092186	-2.38395										
Jan-09	1/24/2009	0.026602	-3.62677										
Jan-09	1/25/2009	0.163564	-1.81055										
Jan-09	1/26/2009	0.054658	-2.90666										
Jan-09	1/27/2009	0.346342	-1.06033										
Jan-09	1/28/2009	42.861063	3.75796										

Daily SAIDI, MED Calc

MonthYear	Outage Day	Daily SAIDI (minutes)	Ln SAIDI	T _{MED}	Alpha+ 2.5*Beta	SAIDI <= T _{med}	SAIDI > T _{med}	Use for Year	T _{med}	Alpha+ 2.5*Beta	Alpha (Average)	Beta (StdDev)	Count of Days
								2012	6.05992	1.80170	-1.70768	1.40375	1,826
								MED Year					
Jan-09	1/29/2009	5.313586	1.67027										
Jan-09	1/30/2009	0.341528	-1.07432										
Jan-09	1/31/2009	0.589770	-0.52802										
Feb-09	2/1/2009	0.991177	-0.00886										
Feb-09	2/2/2009	0.138669	-1.97567										
Feb-09	2/3/2009	0.332583	-1.10087										
Feb-09	2/4/2009	0.028487	-3.55830										
Feb-09	2/5/2009	0.116948	-2.14603										
Feb-09	2/6/2009	0.099826	-2.30433										
Feb-09	2/7/2009	0.251106	-1.38188										
Feb-09	2/8/2009	0.015523	-4.16545										
Feb-09	2/9/2009	0.087103	-2.44067										
Feb-09	2/10/2009	3.266343	1.18367										
Feb-09	2/11/2009	47.021565	3.85061										
Feb-09	2/12/2009	1.770389	0.57120										
Feb-09	2/13/2009	0.070563	-2.65125										
Feb-09	2/14/2009	0.007465	-4.89758										
Feb-09	2/15/2009	0.304309	-1.18971										
Feb-09	2/16/2009	0.373955	-0.98362										
Feb-09	2/17/2009	0.148451	-1.90750										
Feb-09	2/18/2009	0.078563	-2.54386										
Feb-09	2/19/2009	0.035557	-3.33662										
Feb-09	2/20/2009	0.471397	-0.75206										
Feb-09	2/21/2009	0.335906	-1.09092										
Feb-09	2/22/2009	0.012255	-4.40184										
Feb-09	2/23/2009	0.269960	-1.30948										
Feb-09	2/24/2009	0.099214	-2.31048										
Feb-09	2/25/2009	0.545184	-0.60663										
Feb-09	2/26/2009	0.071603	-2.63662										
Feb-09	2/27/2009	0.436741	-0.82842										
Feb-09	2/28/2009	0.071557	-2.63727										
Mar-09	3/1/2009	0.013570	-4.29986										
Mar-09	3/2/2009	0.050239	-2.99096										

Daily SAIDI, MED Calc

Month/Year	Outage Day	Daily SAIDI (minutes)	Ln SAIDI	T _{MED}	Alpha+ 2.5*Beta	SAIDI <= T _{med}	SAIDI > T _{med}	Use for Year	T _{med}	Alpha+ 2.5*Beta	Alpha (Average)	Beta (StdDev)	Count of Days
								2012	6.05992	1.80170	-1.70768	1.40375	1,826
								MED Year					
Mar-09	3/3/2009	0.035934	-3.32608										
Mar-09	3/4/2009	0.022312	-3.80261										
Mar-09	3/5/2009	1.595795	0.46737										
Mar-09	3/6/2009	0.069787	-2.66230										
Mar-09	3/7/2009	0.036773	-3.30299										
Mar-09	3/8/2009	0.034199	-3.37557										
Mar-09	3/9/2009	0.029738	-3.51532										
Mar-09	3/10/2009	0.169774	-1.77329										
Mar-09	3/11/2009	0.377518	-0.97414										
Mar-09	3/12/2009	0.335911	-1.09091										
Mar-09	3/13/2009	0.059700	-2.81842										
Mar-09	3/14/2009	0.031536	-3.45663										
Mar-09	3/15/2009	0.042465	-3.15907										
Mar-09	3/16/2009	0.228317	-1.47702										
Mar-09	3/17/2009	0.120429	-2.11669										
Mar-09	3/18/2009	0.292770	-1.22837										
Mar-09	3/19/2009	0.298972	-1.20740										
Mar-09	3/20/2009	0.019467	-3.93903										
Mar-09	3/21/2009	0.066026	-2.71771										
Mar-09	3/22/2009	0.026529	-3.62951										
Mar-09	3/23/2009	0.184641	-1.68934										
Mar-09	3/24/2009	0.186052	-1.68173										
Mar-09	3/25/2009	0.039311	-3.23625										
Mar-09	3/26/2009	0.051744	-2.96146										
Mar-09	3/27/2009	0.036579	-3.30829										
Mar-09	3/28/2009	0.194140	-1.63917										
Mar-09	3/29/2009	0.018625	-3.98326										
Mar-09	3/30/2009	0.070944	-2.64587										
Mar-09	3/31/2009	0.070961	-2.64562										
Apr-09	4/1/2009	0.071365	-2.63995										
Apr-09	4/2/2009	0.773824	-0.25641										
Apr-09	4/3/2009	0.892280	-0.11398										
Apr-09	4/4/2009	0.124509	-2.08338										

Daily SAIDI, MED Calc

Month Year	Outage Day	Daily SAIDI (minutes)	Ln SAIDI	T _{MED}	Alpha+ 2.5*Beta	SAIDI <= T _{med}	SAIDI > T _{med}	Use for Year	T _{med}	Alpha+ 2.5*Beta	Alpha (Average)	Beta (StdDev)	Count of Days
								2012	6.05992	1.80170	-1.70768	1.40375	1,826
								MED Year					
Apr-09	4/5/2009	0.048732	-3.02141										
Apr-09	4/6/2009	1.059707	0.05799										
Apr-09	4/7/2009	0.098919	-2.31345										
Apr-09	4/8/2009	0.127034	-2.06330										
Apr-09	4/9/2009	0.170418	-1.76950										
Apr-09	4/10/2009	0.769467	-0.26206										
Apr-09	4/11/2009	0.056650	-2.87086										
Apr-09	4/12/2009	0.492151	-0.70897										
Apr-09	4/13/2009	0.117317	-2.14287										
Apr-09	4/14/2009	0.768956	-0.26272										
Apr-09	4/15/2009	0.107535	-2.22994										
Apr-09	4/16/2009	0.323970	-1.12710										
Apr-09	4/17/2009	0.395464	-0.92769										
Apr-09	4/18/2009	0.140900	-1.95970										
Apr-09	4/19/2009	0.542523	-0.61152										
Apr-09	4/20/2009	0.075112	-2.58877										
Apr-09	4/21/2009	0.166420	-1.79324										
Apr-09	4/22/2009	0.187243	-1.67535										
Apr-09	4/23/2009	0.048573	-3.02468										
Apr-09	4/24/2009	0.077678	-2.55519										
Apr-09	4/25/2009	0.263689	-1.33298										
Apr-09	4/26/2009	0.054128	-2.91640										
Apr-09	4/27/2009	0.109797	-2.20912										
Apr-09	4/28/2009	0.026257	-3.63981										
Apr-09	4/29/2009	0.054888	-2.90246										
Apr-09	4/30/2009	0.178967	-1.72055										
May-09	5/1/2009	1.764142	0.56766										
May-09	5/2/2009	0.102138	-2.28143										
May-09	5/3/2009	0.405053	-0.90374										
May-09	5/4/2009	0.308955	-1.17456										
May-09	5/5/2009	0.088841	-2.42091										
May-09	5/6/2009	0.650614	-0.42984										
May-09	5/7/2009	0.343221	-1.06938										

Daily SAIDI, MED Calc

Month Year	Outage Day	Daily SAIDI (minutes)	Ln SAIDI	T _{MED}	Alpha+ 2.5*Beta	SAIDI <= T _{med}	SAIDI > T _{med}	Use for Year	T _{med}	Alpha+ 2.5*Beta	Alpha (Average)	Beta (StdDev)	Count of Days
								2012	6.05992	1.80170	-1.70768	1.40375	1,826
								MED Year					
May-09	5/8/2009	0.662264	-0.41209										
May-09	5/9/2009	0.050567	-2.98445										
May-09	5/10/2009	0.014882	-4.20763										
May-09	5/11/2009	0.287115	-1.24787										
May-09	5/12/2009	0.378426	-0.97174										
May-09	5/13/2009	0.431939	-0.83947										
May-09	5/14/2009	0.263033	-1.33547										
May-09	5/15/2009	0.184127	-1.69213										
May-09	5/16/2009	0.168970	-1.77803										
May-09	5/17/2009	0.089583	-2.41259										
May-09	5/18/2009	0.300295	-1.20299										
May-09	5/19/2009	0.061770	-2.78433										
May-09	5/20/2009	0.089066	-2.41837										
May-09	5/21/2009	0.051989	-2.95673										
May-09	5/22/2009	0.160483	-1.82957										
May-09	5/23/2009	0.304356	-1.18956										
May-09	5/24/2009	0.259472	-1.34910										
May-09	5/25/2009	1.011284	0.01122										
May-09	5/26/2009	0.348770	-1.05334										
May-09	5/27/2009	0.120576	-2.11547										
May-09	5/28/2009	0.113079	-2.17967										
May-09	5/29/2009	0.085537	-2.72514										
May-09	5/30/2009	0.341255	-1.07512										
May-09	5/31/2009	0.225582	-1.48907										
Jun-09	6/1/2009	0.037195	-3.29159										
Jun-09	6/2/2009	2.856722	1.04967										
Jun-09	6/3/2009	0.778623	-0.25023										
Jun-09	6/4/2009	0.609387	-0.49530										
Jun-09	6/5/2009	0.097802	-2.32481										
Jun-09	6/6/2009	0.079348	-2.53391										
Jun-09	6/7/2009	0.312618	-1.16277										
Jun-09	6/8/2009	0.180923	-1.70968										
Jun-09	6/9/2009	0.306731	-1.18178										

Daily SAIDI, MED Calc

Month Year	Outage Day	Daily SAIDI (minutes)	Ln SAIDI	T _{MED}	Alpha+ 2.5*Beta	SAIDI <= T _{med}	SAIDI > T _{med}	Use for Year	T _{med}	Alpha+ 2.5*Beta	Alpha (Average)	Beta (StdDev)	Count of Days
								2012	6.05992	1.80170	-1.70768	1.40375	1,826
								MED Year					
Jun-09	6/10/2009	0.185949	-1.68228										
Jun-09	6/11/2009	1.501027	0.40615										
Jun-09	6/12/2009	0.689693	-0.37151										
Jun-09	6/13/2009	0.254195	-1.36965										
Jun-09	6/14/2009	3.409399	1.22654										
Jun-09	6/15/2009	0.265992	-1.32429										
Jun-09	6/16/2009	0.183988	-1.69288										
Jun-09	6/17/2009	0.347358	-1.05740										
Jun-09	6/18/2009	0.152195	-1.88259										
Jun-09	6/19/2009	0.390014	-0.94157										
Jun-09	6/20/2009	11.647670	2.45511										
Jun-09	6/21/2009	0.351387	-1.04587										
Jun-09	6/22/2009	0.193261	-1.64371										
Jun-09	6/23/2009	0.211683	-1.55267										
Jun-09	6/24/2009	3.074588	1.12317										
Jun-09	6/25/2009	1.823100	0.60054										
Jun-09	6/26/2009	62.301858	4.13199										
Jun-09	6/27/2009	0.519401	-0.65508										
Jun-09	6/28/2009	0.212568	-1.54849										
Jun-09	6/29/2009	0.357919	-1.02745										
Jun-09	6/30/2009	0.266087	-1.32393										
Jul-09	7/1/2009	0.737205	-0.30489										
Jul-09	7/2/2009	0.678044	-0.38854										
Jul-09	7/3/2009	0.081019	-2.51308										
Jul-09	7/4/2009	0.060676	-2.80221										
Jul-09	7/5/2009	0.047243	-3.05245										
Jul-09	7/6/2009	0.310987	-1.16800										
Jul-09	7/7/2009	0.055321	-2.89460										
Jul-09	7/8/2009	0.474036	-0.74647										
Jul-09	7/9/2009	0.102163	-2.28118										
Jul-09	7/10/2009	0.286373	-1.25046										
Jul-09	7/11/2009	1.139358	0.13046										
Jul-09	7/12/2009	0.095564	-2.34795										

Daily SAIDI, MED Calc

[illegible]

Daily SAIDI, MED Calc

Month/Year	Outage Day	Daily SAIDI (minutes)	Ln SAIDI	T _{MED}	Alpha+ 2.5*Beta	SAIDI <= T _{med}	SAIDI > T _{med}	Use for Year	T _{med}	Alpha+ 2.5*Beta	Alpha (Average)	Beta (StdDev)	Count of Days
								2012	6.05992	1.80170	-1.70768	1.40375	1,826
								MED Year					
Aug-09	8/15/2009	0.138680	-1.97559										
Aug-09	8/16/2009	0.124752	-2.08143										
Aug-09	8/17/2009	0.282152	-1.26531										
Aug-09	8/18/2009	0.239845	-1.42776										
Aug-09	8/19/2009	0.211371	-1.55414										
Aug-09	8/20/2009	0.252027	-1.37822										
Aug-09	8/21/2009	0.280313	-1.27185										
Aug-09	8/22/2009	0.078870	-2.53996										
Aug-09	8/23/2009	0.155838	-1.85894										
Aug-09	8/24/2009	0.171058	-1.76575										
Aug-09	8/25/2009	0.079615	-2.53055										
Aug-09	8/26/2009	0.215402	-1.53525										
Aug-09	8/27/2009	0.428474	-0.84752										
Aug-09	8/28/2009	0.435767	-0.83065										
Aug-09	8/29/2009	1.031132	0.03066										
Aug-09	8/30/2009	0.166839	-1.79073										
Aug-09	8/31/2009	0.313257	-1.16073										
Sep-09	9/1/2009	0.615204	-0.48580										
Sep-09	9/2/2009	0.532262	-0.63062										
Sep-09	9/3/2009	0.080669	-2.51739										
Sep-09	9/4/2009	0.361034	-1.01878										
Sep-09	9/5/2009	0.238981	-1.43137										
Sep-09	9/6/2009	0.275210	-1.29022										
Sep-09	9/7/2009	0.627980	-0.46525										
Sep-09	9/8/2009	0.289919	-1.23815										
Sep-09	9/9/2009	0.725224	-0.32127										
Sep-09	9/10/2009	0.020861	-3.86989										
Sep-09	9/11/2009	0.045751	-3.08455										
Sep-09	9/12/2009	0.103632	-2.26691										
Sep-09	9/13/2009	0.103923	-2.26410										
Sep-09	9/14/2009	0.067735	-2.69215										
Sep-09	9/15/2009	0.068040	-2.68766										
Sep-09	9/16/2009	0.857881	-0.15329										

Daily SAIDI, MED Calc

Month Year	Outage Day	Daily SAIDI (minutes)	Ln SAIDI	T _{MED}	Alpha+ 2.5*Beta	SAIDI <= T _{med}	SAIDI > T _{med}	Use for Year	T _{med}	Alpha+ 2.5*Beta	Alpha (Average)	Beta (StdDev)	Count of Days
								2012	6.05992	1.80170	-1.70768	1.40375	1,826
								MED Year					
Sep-09	9/17/2009	0.099490	-2.30769										
Sep-09	9/18/2009	0.046117	-3.07657										
Sep-09	9/19/2009	0.477969	-0.73821										
Sep-09	9/20/2009	0.250659	-1.38366										
Sep-09	9/21/2009	0.180393	-1.71262										
Sep-09	9/22/2009	0.433928	-0.83488										
Sep-09	9/23/2009	0.054936	-2.90159										
Sep-09	9/24/2009	0.041780	-3.17533										
Sep-09	9/25/2009	0.596832	-0.51612										
Sep-09	9/26/2009	0.152313	-1.88182										
Sep-09	9/27/2009	0.114372	-2.16830										
Sep-09	9/28/2009	0.718699	-0.33031										
Sep-09	9/29/2009	0.118172	-2.13562										
Sep-09	9/30/2009	0.100211	-2.30048										
Oct-09	10/1/2009	0.042306	-3.16282										
Oct-09	10/2/2009	1.212153	0.19240										
Oct-09	10/3/2009	0.191575	-1.65247										
Oct-09	10/4/2009	0.172143	-1.75943										
Oct-09	10/5/2009	0.302718	-1.19495										
Oct-09	10/6/2009	0.079454	-2.53258										
Oct-09	10/7/2009	0.332136	-1.10221										
Oct-09	10/8/2009	0.079140	-2.53654										
Oct-09	10/9/2009	0.598294	-0.51367										
Oct-09	10/10/2009	0.121078	-2.11132										
Oct-09	10/11/2009	0.056631	-2.87119										
Oct-09	10/12/2009	0.593363	-0.52195										
Oct-09	10/13/2009	0.085402	-2.46039										
Oct-09	10/14/2009	0.886274	-0.12073										
Oct-09	10/15/2009	0.129866	-2.04125										
Oct-09	10/16/2009	0.078164	-2.54894										
Oct-09	10/17/2009	0.031850	-3.44672										
Oct-09	10/18/2009	0.055924	-2.88376										
Oct-09	10/19/2009	0.613843	-0.48802										

Daily SAIDI, MED Calc

Month Year	Outage Day	Daily SAIDI (minutes)	Ln SAIDI	T _{MED}	Alpha+ 2.5*Beta	SAIDI <= T _{med}	SAIDI > T _{med}	Use for Year	T _{med}	Alpha+ 2.5*Beta	Alpha (Average)	Beta (StdDev)	Count of Days
								2012	6.05992	1.80170	-1.70768	1.40375	1,826
								MED Year					
Oct-09	10/20/2009	0.100306	-2.29952										
Oct-09	10/21/2009	0.061854	-2.78297										
Oct-09	10/22/2009	0.129098	-2.04719										
Oct-09	10/23/2009	0.040095	-3.21650										
Oct-09	10/24/2009	0.172357	-1.75818										
Oct-09	10/25/2009	0.106669	-2.23802										
Oct-09	10/26/2009	0.520203	-0.65354										
Oct-09	10/27/2009	0.145327	-1.92877										
Oct-09	10/28/2009	0.070307	-2.65489										
Oct-09	10/29/2009	0.030089	-3.50358										
Oct-09	10/30/2009	0.660495	-0.41477										
Oct-09	10/31/2009	0.762340	-0.27136										
Nov-09	11/1/2009	0.447971	-0.80303										
Nov-09	11/2/2009	0.142308	-1.94976										
Nov-09	11/3/2009	0.045004	-3.10100										
Nov-09	11/4/2009	0.045841	-3.08258										
Nov-09	11/5/2009	0.060078	-2.81212										
Nov-09	11/6/2009	0.363448	-1.01212										
Nov-09	11/7/2009	0.012443	-4.38659										
Nov-09	11/8/2009	0.071331	-2.64043										
Nov-09	11/9/2009	0.076782	-2.56678										
Nov-09	11/10/2009	0.097539	-2.32750										
Nov-09	11/11/2009	0.239154	-1.43065										
Nov-09	11/12/2009	0.066609	-2.70891										
Nov-09	11/13/2009	0.213068	-1.54615										
Nov-09	11/14/2009	0.036846	-3.30101										
Nov-09	11/15/2009	0.030226	-3.49904										
Nov-09	11/16/2009	0.028884	-3.54447										
Nov-09	11/17/2009	0.458507	-0.77978										
Nov-09	11/18/2009	0.071326	-2.64049										
Nov-09	11/19/2009	0.772883	-0.25763										
Nov-09	11/20/2009	0.076038	-2.57652										
Nov-09	11/21/2009	0.017864	-4.02498										

Daily SAIDI, MED Calc

Month/Year	Outage Day	Daily SAIDI (minutes)	Ln SAIDI	T _{MED}	Alpha+ 2.5*Beta	SAIDI <= T _{med}	SAIDI > T _{med}	Use for Year	T _{med}	Alpha+ 2.5*Beta	Alpha (Average)	Beta (StdDev)	Count of Days
								2012	6.05992	1.80170	-1.70768	1.40375	1,826
								MED Year					
Nov-09	11/22/2009	0.028252	-3.56658										
Nov-09	11/23/2009	0.366610	-1.00346										
Nov-09	11/24/2009	0.008970	-4.71387										
Nov-09	11/25/2009	0.045238	-3.09581										
Nov-09	11/26/2009	0.416844	-0.87504										
Nov-09	11/27/2009	0.023743	-3.74046										
Nov-09	11/28/2009	0.023585	-3.74715										
Nov-09	11/29/2009	0.521001	-0.65200										
Nov-09	11/30/2009	0.052098	-2.95462										
Dec-09	12/1/2009	0.171302	-1.76432										
Dec-09	12/2/2009	0.449014	-0.80070										
Dec-09	12/3/2009	0.087614	-2.43481										
Dec-09	12/4/2009	0.418962	-0.86998										
Dec-09	12/5/2009	0.061794	-2.78395										
Dec-09	12/6/2009	0.049552	-3.00474										
Dec-09	12/7/2009	0.305329	-1.18636										
Dec-09	12/8/2009	0.789411	-0.23647										
Dec-09	12/9/2009	7.152964	1.96753										
Dec-09	12/10/2009	0.872368	-0.13654										
Dec-09	12/11/2009	0.159947	-1.83291										
Dec-09	12/12/2009	0.220222	-1.51312										
Dec-09	12/13/2009	0.893170	-0.11298										
Dec-09	12/14/2009	0.040589	-3.20425										
Dec-09	12/15/2009	0.100157	-2.30102										
Dec-09	12/16/2009	0.051892	-2.95859										
Dec-09	12/17/2009	0.053858	-2.92141										
Dec-09	12/18/2009	0.053995	-2.91887										
Dec-09	12/19/2009	0.022996	-3.77244										
Dec-09	12/20/2009	0.133322	-2.01499										
Dec-09	12/21/2009	0.028261	-3.56628										
Dec-09	12/22/2009	0.014612	-4.22591										
Dec-09	12/23/2009	0.129394	-2.04489										
Dec-09	12/24/2009	0.003586	-5.63062										

Daily SAIDI, MED Calc

Month/Year	Outage Day	Daily SAIDI (minutes)	Ln SAIDI	T _{MED}	Alpha+ 2.5*Beta	SAIDI <= T _{med}	SAIDI > T _{med}	Use for Year	T _{med}	Alpha+ 2.5*Beta	Alpha (Average)	Beta (StdDev)	Count of Days
								2012	6.05992	1.80170	-1.70768	1.40375	1,826
								MED Year					
Dec-09	12/25/2009	0.959868	-0.04096										
Dec-09	12/26/2009	0.771030	-0.26003										
Dec-09	12/27/2009	0.022012	-3.81616										
Dec-09	12/28/2009	0.037762	-3.27644										
Dec-09	12/29/2009	0.065864	-2.72016										
Dec-09	12/30/2009	0.054901	-2.90222										
Dec-09	12/31/2009	0.290467	-1.23627										
Jan-10	1/1/2010	0.093125	-2.37382										
Jan-10	1/2/2010	0.037627	-3.28004										
Jan-10	1/3/2010	0.044917	-3.10295										
Jan-10	1/4/2010	0.080295	-2.52204										
Jan-10	1/5/2010	0.185614	-1.68409										
Jan-10	1/6/2010	0.343432	-1.06877										
Jan-10	1/7/2010	0.199122	-1.61384										
Jan-10	1/8/2010	0.031410	-3.46063										
Jan-10	1/9/2010	0.035904	-3.32690										
Jan-10	1/10/2010	0.193498	-1.64249										
Jan-10	1/11/2010	0.004942	-5.30993										
Jan-10	1/12/2010	0.128192	-2.05423										
Jan-10	1/13/2010	0.422076	-0.86257										
Jan-10	1/14/2010	0.074196	-2.60105										
Jan-10	1/15/2010	0.075178	-2.58790										
Jan-10	1/16/2010	0.099991	-2.30267										
Jan-10	1/17/2010	0.692689	-0.36717										
Jan-10	1/18/2010	0.073598	-2.60913										
Jan-10	1/19/2010	0.013573	-4.29970										
Jan-10	1/20/2010	0.145410	-1.92820										
Jan-10	1/21/2010	0.742073	-0.29831										
Jan-10	1/22/2010	0.079796	-2.52828										
Jan-10	1/23/2010	0.025311	-3.67650										
Jan-10	1/24/2010	1.310896	0.27071										
Jan-10	1/25/2010	0.417050	-0.87455										
Jan-10	1/26/2010	0.148975	-1.90398										

Daily SAIDI, MED Calc

Month Year	Outage Day	Daily SAIDI (minutes)	Ln SAIDI	T _{MED}	Alpha+ 2.5*Beta	SAIDI <= T _{med}	SAIDI > T _{med}	Use for Year	T _{med}	Alpha+ 2.5*Beta	Alpha (Average)	Beta (StdDev)	Count of Days
								2012	6.05992	1.80170	-1.70768	1.40375	1,826
								MED Year					
Jan-10	1/27/2010	0.037137	-3.29315										
Jan-10	1/28/2010	0.040820	-3.19858										
Jan-10	1/29/2010	0.266722	-1.32155										
Jan-10	1/30/2010	0.003501	-5.65479										
Jan-10	1/31/2010	0.019083	-3.95897										
Feb-10	2/1/2010	0.058111	-2.84540										
Feb-10	2/2/2010	0.028965	-3.54167										
Feb-10	2/3/2010	0.083321	-2.48505										
Feb-10	2/4/2010	0.030682	-3.48410										
Feb-10	2/5/2010	0.019498	-3.93744										
Feb-10	2/6/2010	0.355915	-1.03306										
Feb-10	2/7/2010	0.011093	-4.50144										
Feb-10	2/8/2010	0.280559	-1.27097										
Feb-10	2/9/2010	0.032131	-3.43793										
Feb-10	2/10/2010	0.015621	-4.15912										
Feb-10	2/11/2010	0.146903	-1.91798										
Feb-10	2/12/2010	0.017282	-4.05808										
Feb-10	2/13/2010	0.038424	-3.25907										
Feb-10	2/14/2010	0.005720	-5.16379										
Feb-10	2/15/2010	0.005560	-5.19214										
Feb-10	2/16/2010	0.107204	-2.23302										
Feb-10	2/17/2010	0.055673	-2.88826										
Feb-10	2/18/2010	0.376524	-0.97677										
Feb-10	2/19/2010	0.152990	-1.87738										
Feb-10	2/20/2010	0.070234	-2.65592										
Feb-10	2/21/2010	0.188314	-1.66964										
Feb-10	2/22/2010	0.148202	-1.90918										
Feb-10	2/23/2010	0.152415	-1.88115										
Feb-10	2/24/2010	0.022856	-3.77855										
Feb-10	2/25/2010	0.207474	-1.57275										
Feb-10	2/26/2010	0.043090	-3.14447										
Feb-10	2/27/2010	0.010389	-4.56705										
Feb-10	2/28/2010	0.005308	-5.23851										

Daily SAIDI, MED Calc

Month/Year	Outage Day	Daily SAIDI (minutes)	Ln SAIDI	T _{MED}	Alpha+ 2.5*Beta	SAIDI <= T _{med}	SAIDI > T _{med}	Use for Year	T _{med}	Alpha+ 2.5*Beta	Alpha (Average)	Beta (StdDev)	Count of Days
								2012	6.05992	1.80170	-1.70768	1.40375	1,826
								MED Year					
Mar-10	3/1/2010	0.077229	-2.56098										
Mar-10	3/2/2010	0.042717	-3.15316										
Mar-10	3/3/2010	0.032174	-3.43660										
Mar-10	3/4/2010	0.037308	-3.28855										
Mar-10	3/5/2010	0.398903	-0.91904										
Mar-10	3/6/2010	0.009580	-4.64806										
Mar-10	3/7/2010	0.071188	-2.64243										
Mar-10	3/8/2010	0.228015	-1.47834										
Mar-10	3/9/2010	0.020832	-3.87128										
Mar-10	3/10/2010	0.088542	-2.42427										
Mar-10	3/11/2010	0.005980	-5.11935										
Mar-10	3/12/2010	3.336057	1.20479										
Mar-10	3/13/2010	0.833390	-0.18225										
Mar-10	3/14/2010	0.262346	-1.33809										
Mar-10	3/15/2010	0.053237	-2.93301										
Mar-10	3/16/2010	0.122379	-2.10064										
Mar-10	3/17/2010	0.179827	-1.71576										
Mar-10	3/18/2010	0.292187	-1.23036										
Mar-10	3/19/2010	0.194225	-1.63874										
Mar-10	3/20/2010	0.135138	-2.00146										
Mar-10	3/21/2010	0.028737	-3.54955										
Mar-10	3/22/2010	0.052142	-2.95379										
Mar-10	3/23/2010	0.080083	-2.52469										
Mar-10	3/24/2010	0.098728	-2.31538										
Mar-10	3/25/2010	0.366381	-1.00408										
Mar-10	3/26/2010	0.468133	-0.75900										
Mar-10	3/27/2010	0.045539	-3.08920										
Mar-10	3/28/2010	0.473861	-0.74684										
Mar-10	3/29/2010	0.298445	-1.20917										
Mar-10	3/30/2010	0.118032	-2.13680										
Mar-10	3/31/2010	0.040336	-3.21052										
Apr-10	4/1/2010	0.063054	-2.76376										
Apr-10	4/2/2010	0.128364	-2.05288										

Daily SAIDI, MED Calc

Month Year	Outage Day	Daily SAIDI (minutes)	Ln SAIDI	T _{MED}	Alpha+ 2.5*Beta	SAIDI <= T _{med}	SAIDI > T _{med}	Use for Year	T _{med}	Alpha+ 2.5*Beta	Alpha (Average)	Beta (StdDev)	Count of Days
								2012	6.05992	1.80170	-1.70768	1.40375	1,826
								MED Year					
Apr-10	4/3/2010	0.893472	-0.11264										
Apr-10	4/4/2010	0.037716	-3.27767										
Apr-10	4/5/2010	0.488292	-0.71684										
Apr-10	4/6/2010	0.080399	-2.52075										
Apr-10	4/7/2010	0.014220	-4.25312										
Apr-10	4/8/2010	0.083385	-2.48428										
Apr-10	4/9/2010	0.214826	-1.53793										
Apr-10	4/10/2010	0.029733	-3.51551										
Apr-10	4/11/2010	0.366805	-1.00293										
Apr-10	4/12/2010	0.336120	-1.09029										
Apr-10	4/13/2010	0.171011	-1.76603										
Apr-10	4/14/2010	0.350730	-1.04774										
Apr-10	4/15/2010	0.154155	-1.86979										
Apr-10	4/16/2010	0.095832	-2.34516										
Apr-10	4/17/2010	0.232369	-1.45943										
Apr-10	4/18/2010	0.038955	-3.24534										
Apr-10	4/19/2010	0.164252	-1.80636										
Apr-10	4/20/2010	0.090153	-2.40625										
Apr-10	4/21/2010	0.152497	-1.88061										
Apr-10	4/22/2010	0.084943	-2.46577										
Apr-10	4/23/2010	0.108038	-2.22527										
Apr-10	4/24/2010	0.048623	-3.02365										
Apr-10	4/25/2010	0.141977	-1.95209										
Apr-10	4/26/2010	0.145244	-1.92934										
Apr-10	4/27/2010	0.398603	-0.91979										
Apr-10	4/28/2010	0.226060	-1.48696										
Apr-10	4/29/2010	0.169985	-1.77204										
Apr-10	4/30/2010	0.190121	-1.66009										
May-10	5/1/2010	0.060954	-2.79764										
May-10	5/2/2010	0.677618	-0.38917										
May-10	5/3/2010	0.214791	-1.53809										
May-10	5/4/2010	0.271920	-1.30225										
May-10	5/5/2010	0.488199	-0.71703										

Daily SAIDI, MED Calc

[illegible]

Daily SAIDI, MED Calc

MonthYear	Outage Day	Daily SAIDI (minutes)	Ln SAIDI	T _{MED}	Alpha+ 2.5*Beta	SAIDI <= T _{med}	SAIDI > T _{med}	Use for Year	T _{med}	Alpha+ 2.5*Beta	Alpha (Average)	Beta (StdDev)	Count of Days
								2012	6.05992	1.80170	-1.70768	1.40375	1,826
								MED Year					
Jun-10	06/08/10	0.212941	-1.54674										
Jun-10	06/09/10	0.575843	-0.55192										
Jun-10	06/10/10	0.134587	-2.00554										
Jun-10	06/11/10	0.532814	-0.62958										
Jun-10	06/12/10	2.349478	0.85419										
Jun-10	06/13/10	0.688331	-0.37349										
Jun-10	06/14/10	2.012861	0.69956										
Jun-10	06/15/10	2.415759	0.88201										
Jun-10	06/16/10	0.181268	-1.70778										
Jun-10	06/17/10	0.241172	-1.42225										
Jun-10	06/18/10	0.254283	-1.36931										
Jun-10	06/19/10	0.454481	-0.78860										
Jun-10	06/20/10	0.605930	-0.50099										
Jun-10	06/21/10	18.130868	2.89762										
Jun-10	06/22/10	0.781325	-0.24676										
Jun-10	06/23/10	0.548821	-0.59998										
Jun-10	06/24/10	0.185803	-1.68307										
Jun-10	06/25/10	0.138332	-1.97810										
Jun-10	06/26/10	0.190527	-1.65796										
Jun-10	06/27/10	4.906499	1.59056										
Jun-10	6/28/2010	0.781482	-0.24656										
Jun-10	6/29/2010	0.482772	-0.72821										
Jun-10	6/30/2010	0.175223	-1.74170										
Jul-10	7/1/2010	0.132403	-2.02191										
Jul-10	7/2/2010	0.153213	-1.87593										
Jul-10	7/3/2010	0.044786	-3.10585										
Jul-10	7/4/2010	0.174107	-1.74808										
Jul-10	7/5/2010	0.481128	-0.73162										
Jul-10	7/6/2010	0.103343	-2.26970										
Jul-10	7/7/2010	0.284066	-1.25855										
Jul-10	7/8/2010	4.640464	1.53481										
Jul-10	7/9/2010	0.822539	-0.19536										
Jul-10	7/10/2010	0.381767	-0.96295										

Daily SAIDI, MED Calc

[illegible]

Daily SAIDI, MED Calc

Month/Year	Outage Day	Daily SAIDI (minutes)	Ln SAIDI	T _{MED}	Alpha+ 2.5*Beta	SAIDI <= T _{med}	SAIDI > T _{med}	Use for Year	T _{med}	Alpha+ 2.5*Beta	Alpha (Average)	Beta (StdDev)	Count of Days
								2012	6.05992	1.80170	-1.70768	1.40375	1,826
								MED Year					
Aug-10	8/13/2010	0.240147	-1.42650										
Aug-10	8/14/2010	1.460772	0.37896										
Aug-10	8/15/2010	1.218122	0.19731										
Aug-10	8/16/2010	0.190486	-1.65818										
Aug-10	8/17/2010	0.314280	-1.15747										
Aug-10	8/18/2010	0.370013	-0.99422										
Aug-10	8/19/2010	0.077482	-2.55771										
Aug-10	8/20/2010	0.320543	-1.13774										
Aug-10	8/21/2010	0.035988	-3.32458										
Aug-10	8/22/2010	0.068028	-2.68783										
Aug-10	8/23/2010	0.097349	-2.32945										
Aug-10	8/24/2010	0.065788	-2.72131										
Aug-10	8/25/2010	0.101539	-2.28731										
Aug-10	8/26/2010	0.222799	-1.50149										
Aug-10	8/27/2010	0.183471	-1.69570										
Aug-10	8/28/2010	0.715351	-0.33498										
Aug-10	8/29/2010	0.197519	-1.62192										
Aug-10	8/30/2010	0.210504	-1.55825										
Aug-10	8/31/2010	0.119654	-2.12315										
Sep-10	9/1/2010	0.310630	-1.16915										
Sep-10	9/2/2010	0.141581	-1.95489										
Sep-10	9/3/2010	0.212786	-1.54747										
Sep-10	9/4/2010	0.545148	-0.60670										
Sep-10	9/5/2010	0.074199	-2.60101										
Sep-10	9/6/2010	0.167529	-1.78660										
Sep-10	9/7/2010	4.127710	1.41772										
Sep-10	9/8/2010	1.570991	0.45171										
Sep-10	9/9/2010	0.263024	-1.33551										
Sep-10	9/10/2010	0.153668	-1.87296										
Sep-10	9/11/2010	0.675947	-0.39164										
Sep-10	9/12/2010	0.470390	-0.75419										
Sep-10	9/13/2010	0.380009	-0.96756										
Sep-10	9/14/2010	0.035551	-2.45864										

Daily SAIDI, MED Calc

Month/Year	Outage Day	Daily SAIDI (minutes)	Ln SAIDI	T _{MED}	Alpha+ 2.5*Beta	SAIDI <= T _{med}	SAIDI > T _{med}	Use for Year	T _{med}	Alpha+ 2.5*Beta	Alpha (Average)	Beta (StdDev)	Count of Days
								2012	6.05992	1.80170	-1.70768	1.40375	1,826
Sep-10	9/15/2010	0.078867	-2.54000					MED Year					
Sep-10	9/16/2010	1.644018	0.49714										
Sep-10	9/17/2010	0.230583	-1.46714										
Sep-10	9/18/2010	0.037907	-3.27262										
Sep-10	9/19/2010	0.213193	-1.54556										
Sep-10	9/20/2010	0.170935	-1.76647										
Sep-10	9/21/2010	0.265597	-1.32578										
Sep-10	9/22/2010	0.505455	-0.68230										
Sep-10	9/23/2010	0.871708	-0.13730										
Sep-10	9/24/2010	0.329416	-1.11044										
Sep-10	9/25/2010	0.181140	-1.70848										
Sep-10	9/26/2010	0.143471	-1.94162										
Sep-10	9/27/2010	0.466830	-0.76179										
Sep-10	9/28/2010	0.170984	-1.76619										
Sep-10	9/29/2010	0.303878	-1.19113										
Sep-10	9/30/2010	0.102814	-2.27484										
Oct-10	10/1/2010	0.036644	-3.30651										
Oct-10	10/2/2010	0.139031	-1.97306										
Oct-10	10/3/2010	0.295239	-1.21997										
Oct-10	10/4/2010	0.100440	-2.29819										
Oct-10	10/5/2010	0.144788	-1.93248										
Oct-10	10/6/2010	0.418282	-0.87160										
Oct-10	10/7/2010	0.541297	-0.61379										
Oct-10	10/8/2010	0.612011	-0.49100										
Oct-10	10/9/2010	0.171485	-1.76326										
Oct-10	10/10/2010	1.003316	0.00331										
Oct-10	10/11/2010	0.316149	-1.15154										
Oct-10	10/12/2010	0.318765	-1.14330										
Oct-10	10/13/2010	0.572566	-0.55763										
Oct-10	10/14/2010	0.215144	-1.53645										
Oct-10	10/15/2010	0.193688	-1.64151										
Oct-10	10/16/2010	0.131348	-2.02990										
Oct-10	10/17/2010	0.213738	-1.54300										

Daily SAIDI, MED Calc

Month/Year	Outage Day	Daily SAIDI (minutes)	Ln SAIDI	T _{MED}	Alpha+ 2.5*Beta	SAIDI <= T _{med}	SAIDI > T _{med}	Use for Year	T _{med}	Alpha+ 2.5*Beta	Alpha (Average)	Beta (StdDev)	Count of Days
								2012	6.05992	1.80170	-1.70768	1.40375	1,826
								MED Year					
Oct-10	10/18/2010	0.243117	-1.41421										
Oct-10	10/19/2010	0.263070	-1.33533										
Oct-10	10/20/2010	0.178331	-1.72411										
Oct-10	10/21/2010	0.150072	-1.89664										
Oct-10	10/22/2010	0.123800	-2.08908										
Oct-10	10/23/2010	0.050903	-2.97784										
Oct-10	10/24/2010	0.162592	-1.81651										
Oct-10	10/25/2010	0.373290	-0.98540										
Oct-10	10/26/2010	8.511621	2.14143										
Oct-10	10/27/2010	0.377811	-0.97336										
Oct-10	10/28/2010	0.030527	-3.48913										
Oct-10	10/29/2010	0.326377	-1.11970										
Oct-10	10/30/2010	0.124178	-2.08604										
Oct-10	10/31/2010	0.301645	-1.19850										
Nov-10	11/1/2010	0.258629	-1.35236										
Nov-10	11/2/2010	0.112237	-2.18715										
Nov-10	11/3/2010	0.126129	-2.07045										
Nov-10	11/4/2010	0.181636	-1.70575										
Nov-10	11/5/2010	0.045530	-3.08939										
Nov-10	11/6/2010	0.046922	-3.05927										
Nov-10	11/7/2010	0.158974	-1.83901										
Nov-10	11/8/2010	0.033596	-3.39335										
Nov-10	11/9/2010	0.126581	-2.06687										
Nov-10	11/10/2010	0.165932	-1.79618										
Nov-10	11/11/2010	0.357877	-1.02757										
Nov-10	11/12/2010	0.406172	-0.90098										
Nov-10	11/13/2010	0.079786	-2.52841										
Nov-10	11/14/2010	0.267912	-1.31710										
Nov-10	11/15/2010	0.079466	-2.53243										
Nov-10	11/16/2010	1.120100	0.11342										
Nov-10	11/17/2010	0.191806	-1.65127										
Nov-10	11/18/2010	0.048349	-3.02930										
Nov-10	11/19/2010	0.053387	-2.93019										

Daily SAIDI, MED Calc

Month Year	Outage Day	Daily SAIDI (minutes)	Ln SAIDI	T _{MED}	Alpha+ 2.5*Beta	SAIDI <= T _{med}	SAIDI > T _{med}	MED Year	T _{med}	Alpha+ 2.5*Beta	Alpha (Average)	Beta (StdDev)	Count of Days
									2012	6.05992	-1.70768	1.40375	1,826
Nov-10	11/20/2010	0.079595	-2.53081										
Nov-10	11/21/2010	0.041846	-3.17375										
Nov-10	11/22/2010	0.316982	-1.14891										
Nov-10	11/23/2010	0.273698	-1.29573										
Nov-10	11/24/2010	0.392259	-0.93583										
Nov-10	11/25/2010	0.526579	-0.64135										
Nov-10	11/26/2010	0.343005	-1.07001										
Nov-10	11/27/2010	0.064822	-2.73611										
Nov-10	11/28/2010	0.052125	-2.95412										
Nov-10	11/29/2010	0.150860	-1.89140										
Nov-10	11/30/2010	0.240430	-1.42532										
Dec-10	12/1/2010	0.257767	-1.35570										
Dec-10	12/2/2010	0.259945	-1.34729										
Dec-10	12/3/2010	0.382099	-0.96207										
Dec-10	12/4/2010	0.235976	-1.44403										
Dec-10	12/5/2010	0.063153	-2.93459										
Dec-10	12/6/2010	0.122393	-2.10052										
Dec-10	12/7/2010	0.103059	-2.27245										
Dec-10	12/8/2010	0.051297	-2.97013										
Dec-10	12/9/2010	0.076358	-2.57233										
Dec-10	12/10/2010	0.317849	-1.14618										
Dec-10	12/11/2010	0.205022	-1.58464										
Dec-10	12/12/2010	0.760280	-0.27407										
Dec-10	12/13/2010	0.063669	-2.75406										
Dec-10	12/14/2010	0.057996	-2.84738										
Dec-10	12/15/2010	0.073897	-2.60508										
Dec-10	12/16/2010	0.005088	-5.28089										
Dec-10	12/17/2010	0.108898	-2.21734										
Dec-10	12/18/2010	0.044428	-3.11388										
Dec-10	12/19/2010	0.014002	-4.26859										
Dec-10	12/20/2010	0.314128	-1.15795										
Dec-10	12/21/2010	0.048850	-3.01901										
Dec-10	12/22/2010	0.193583	-1.64205										

Daily SAIDI, MED Calc

Month/Year	Outage Day	Daily SAIDI (minutes)	Ln SAIDI	T _{MED}	Alpha+ 2.5*Beta	SAIDI <= T _{med}	SAIDI > T _{med}	Use for Year	T _{med}	Alpha+ 2.5*Beta	Alpha (Average)	Beta (StdDev)	Count of Days
								2012	6.05992	1.80170	-1.70768	1.40375	1,826
								MED Year					
Dec-10	12/23/2010	0.418713	-0.87057										
Dec-10	12/24/2010	0.060462	-2.80574										
Dec-10	12/25/2010	0.010039	-4.60129										
Dec-10	12/26/2010	0.060680	-2.80213										
Dec-10	12/27/2010	0.200222	-1.60833										
Dec-10	12/28/2010	0.043233	-3.14115										
Dec-10	12/29/2010	0.107490	-2.23035										
Dec-10	12/30/2010	0.397367	-0.92289										
Dec-10	12/31/2010	0.123904	-2.08825										
Jan-11	1/1/2011	0.174541	-1.74559										
Jan-11	1/2/2011	0.014668	-4.22207										
Jan-11	1/3/2011	0.022410	-3.79825										
Jan-11	1/4/2011	0.045053	-3.09991										
Jan-11	1/5/2011	0.086301	-2.44991										
Jan-11	1/6/2011	0.290432	-1.23639										
Jan-11	1/7/2011	0.588832	-0.52961										
Jan-11	1/8/2011	0.028297	-3.56500										
Jan-11	1/9/2011	0.015544	-4.16410										
Jan-11	1/10/2011	0.020607	-3.88215										
Jan-11	1/11/2011	0.017305	-4.05678										
Jan-11	1/12/2011	0.011605	-4.45629										
Jan-11	1/13/2011	0.017328	-4.05543										
Jan-11	1/14/2011	0.150065	-1.89668										
Jan-11	1/15/2011	0.076992	-2.56405										
Jan-11	1/16/2011	0.012872	-4.35269										
Jan-11	1/17/2011	0.100348	-2.29911										
Jan-11	1/18/2011	0.013410	-4.31174										
Jan-11	1/19/2011	0.023441	-3.75328										
Jan-11	1/20/2011	0.087664	-2.43425										
Jan-11	1/21/2011	0.045465	-3.09081										
Jan-11	1/22/2011	0.276414	-1.28585										
Jan-11	1/23/2011	0.339215	-1.08112										
Jan-11	1/24/2011	0.045999	-3.07914										

Daily SAIDI, MED Calc

Month/Year	Outage Day	Daily SAIDI (minutes)	Ln SAIDI	T _{MED}	Alpha+ 2.5*Beta	SAIDI <= T _{med}	SAIDI > T _{med}	Use for Year	T _{med}	Alpha+ 2.5*Beta	Alpha (Average)	Beta (StdDev)	Count of Days
								2012	6.05992	1.80170	-1.70768	1.40375	1,826
								MED Year					
Jan-11	1/25/2011	0.077569	-2.55659										
Jan-11	1/26/2011	0.038744	-3.25078										
Jan-11	1/27/2011	0.010432	-4.56285										
Jan-11	1/28/2011	0.252649	-1.37575										
Jan-11	1/29/2011	0.014243	-4.25148										
Jan-11	1/30/2011	0.012240	-4.40303										
Jan-11	1/31/2011	0.014737	-4.21738										
Feb-11	2/1/2011	27.978325	3.33143										
Feb-11	2/2/2011	5.575739	1.71842										
Feb-11	2/3/2011	0.070639	-2.65017										
Feb-11	2/4/2011	0.046427	-3.06986										
Feb-11	2/5/2011	0.344671	-1.06516										
Feb-11	2/6/2011	0.048965	-3.01664										
Feb-11	2/7/2011	0.099706	-2.30552										
Feb-11	2/8/2011	0.067163	-2.70063										
Feb-11	2/9/2011	0.039988	-3.21919										
Feb-11	2/10/2011	0.061987	-2.78083										
Feb-11	2/11/2011	0.007223	-4.93054										
Feb-11	2/12/2011	0.040119	-3.21589										
Feb-11	2/13/2011	0.049663	-3.00250										
Feb-11	2/14/2011	0.054976	-2.90085										
Feb-11	2/15/2011	0.019897	-3.91720										
Feb-11	2/16/2011	0.036290	-3.31621										
Feb-11	2/17/2011	0.246152	-1.40181										
Feb-11	2/18/2011	0.092935	-2.37586										
Feb-11	2/19/2011	0.042407	-3.16045										
Feb-11	2/20/2011	0.010393	-4.56666										
Feb-11	2/21/2011	0.890271	-0.11623										
Feb-11	2/22/2011	0.243475	-1.41274										
Feb-11	2/23/2011	0.098303	-2.31970										
Feb-11	2/24/2011	0.566384	-0.56848										
Feb-11	2/25/2011	1.309866	0.26992										
Feb-11	2/26/2011	0.417146	-0.87432										

Daily SAIDI, MED Calc

[illegible]

Daily SAIDI, MED Calc

MonthYear	Outage Day	Daily SAIDI (minutes)	Ln SAIDI	T _{MED}	Alpha+ 2.5*Beta	SAIDI <= T _{med}	SAIDI > T _{med}	Use for Year	T _{med}	Alpha+ 2.5*Beta	Alpha (Average)	Beta (StdDev)	Count of Days
								2012	6.05992	1.80170	-1.70768	1.40375	1,826
								MED Year					
Apr-11	4/1/2011	0.045227	-3.09607										
Apr-11	4/2/2011	0.084205	-2.47450										
Apr-11	4/3/2011	1.199101	0.18157										
Apr-11	4/4/2011	1.033912	0.03335										
Apr-11	4/5/2011	0.128233	-2.05391										
Apr-11	4/6/2011	0.188148	-1.67053										
Apr-11	4/7/2011	0.035641	-3.33426										
Apr-11	4/8/2011	0.031593	-3.45481										
Apr-11	4/9/2011	0.871377	-0.13768										
Apr-11	4/10/2011	0.271420	-1.30409										
Apr-11	4/11/2011	0.498131	-0.69689										
Apr-11	4/12/2011	0.196474	-1.62723										
Apr-11	4/13/2011	0.314583	-1.15651										
Apr-11	4/14/2011	0.067747	-2.69198										
Apr-11	4/15/2011	0.537219	-0.62135										
Apr-11	4/16/2011	0.174932	-1.74336										
Apr-11	4/17/2011	0.107434	-2.23088										
Apr-11	4/18/2011	0.129806	-2.04171										
Apr-11	4/19/2011	1.070643	0.06826										
Apr-11	4/20/2011	14.352373	2.66392										
Apr-11	4/21/2011	0.056692	-2.87013										
Apr-11	4/22/2011	0.608374	-0.49697										
Apr-11	4/23/2011	2.129829	0.75604										
Apr-11	4/24/2011	0.467539	-0.76027										
Apr-11	4/25/2011	0.210818	-1.55676										
Apr-11	4/26/2011	0.196411	-1.62755										
Apr-11	4/27/2011	0.974516	-0.02581										
Apr-11	4/28/2011	3.186476	1.15892										
Apr-11	4/29/2011	0.112872	-2.18150										
Apr-11	4/30/2011	0.178261	-1.72451										
May-11	5/1/2011	0.337142	-1.08725										
May-11	5/2/2011	0.720156	-0.32829										
May-11	5/3/2011	0.484850	-0.72392										

Daily SAIDI, MED Calc

[illegible]

Daily SAIDI, MED Calc

Month/Year	Outage Day	Daily SAIDI (minutes)	Ln SAIDI	T _{MED}	Alpha+ 2.5*Beta	SAIDI <= T _{med}	SAIDI > T _{med}	Use for Year	T _{med}	Alpha+ 2.5*Beta	Alpha (Average)	Beta (StdDev)	Count of Days
								2012	6.05992	1.80170	-1.70768	1.40375	1,826
								MED Year					
Jun-11	6/6/2011	0.241199	-1.42213										
Jun-11	6/7/2011	0.516891	-0.65992										
Jun-11	6/8/2011	1.467677	0.38368										
Jun-11	6/9/2011	0.191080	-1.65506										
Jun-11	6/10/2011	7.457989	2.00929										
Jun-11	6/11/2011	1.749434	0.55929										
Jun-11	6/12/2011	0.179116	-1.71972										
Jun-11	6/13/2011	0.124984	-2.07957										
Jun-11	6/14/2011	0.161702	-1.82200										
Jun-11	6/15/2011	1.083822	0.08049										
Jun-11	6/16/2011	1.079814	0.07679										
Jun-11	6/17/2011	0.212845	-1.54719										
Jun-11	6/18/2011	0.613639	-0.48835										
Jun-11	6/19/2011	0.301648	-1.19850										
Jun-11	6/20/2011	2.073199	0.72909										
Jun-11	6/21/2011	6.197222	1.82410										
Jun-11	6/22/2011	1.402058	0.33794										
Jun-11	6/23/2011	0.610427	-0.49360										
Jun-11	6/24/2011	0.024795	-3.69709										
Jun-11	6/25/2011	0.145380	-1.92840										
Jun-11	6/26/2011	0.438611	-0.82414										
Jun-11	6/27/2011	0.238301	-1.43422										
Jun-11	6/28/2011	0.846884	-0.16619										
Jun-11	6/29/2011	0.308708	-1.17536										
Jun-11	6/30/2011	0.056462	-2.87419										
Jul-11	7/1/2011	0.944005	-0.05762										
Jul-11	7/2/2011	0.321359	-1.13520										
Jul-11	7/3/2011	0.054757	-2.90485										
Jul-11	7/4/2011	0.282581	-1.26379										
Jul-11	7/5/2011	0.152329	-1.88171										
Jul-11	7/6/2011	0.395311	-0.92808										
Jul-11	7/7/2011	0.106971	-2.23520										
Jul-11	7/8/2011	0.688592	-0.37311										

Daily SAIDI, MED Calc

MonthYear	Outage Day	Daily SAIDI (minutes)	Ln SAIDI	T _{MED}	Alpha+ 2.5*Beta	SAIDI <= T _{med}	SAIDI > T _{med}	Use for Year	T _{med}	Alpha+ 2.5*Beta	Alpha (Average)	Beta (StdDev)	Count of Days
								2012	6.05992	1.80170	-1.70768	1.40375	1,826
								MED Year					
Jul-11	7/9/2011	0.397213	-0.92328										
Jul-11	7/10/2011	0.534578	-0.62628										
Jul-11	7/11/2011	2.386825	0.86996										
Jul-11	7/12/2011	0.255746	-1.36357										
Jul-11	7/13/2011	0.340591	-1.07707										
Jul-11	7/14/2011	0.098347	-2.31925										
Jul-11	7/15/2011	0.315984	-1.15206										
Jul-11	7/16/2011	0.071954	-2.63173										
Jul-11	7/17/2011	0.656397	-0.42099										
Jul-11	7/18/2011	0.087537	-2.43569										
Jul-11	7/19/2011	0.975995	-0.02430										
Jul-11	7/20/2011	0.383206	-0.95918										
Jul-11	7/21/2011	0.413890	-0.88215										
Jul-11	7/22/2011	0.479760	-0.73447										
Jul-11	7/23/2011	0.311828	-1.16530										
Jul-11	7/24/2011	3.022199	1.10598										
Jul-11	7/25/2011	0.393543	-0.93256										
Jul-11	7/26/2011	0.442780	-0.81468										
Jul-11	7/27/2011	0.739991	-0.30112										
Jul-11	7/28/2011	0.204230	-1.58851										
Jul-11	7/29/2011	0.948346	-0.05304										
Jul-11	7/30/2011	0.082719	-2.49231										
Jul-11	7/31/2011	0.403463	-0.90767										
Aug-11	8/1/2011	0.472940	-0.74879										
Aug-11	8/2/2011	0.135034	-2.00223										
Aug-11	8/3/2011	2.835230	1.04212										
Aug-11	8/4/2011	0.370850	-0.99196										
Aug-11	8/5/2011	0.268638	-1.31439										
Aug-11	8/6/2011	0.047215	-3.05305										
Aug-11	8/7/2011	4.089171	1.40834										
Aug-11	8/8/2011	3.856428	1.34974										
Aug-11	8/9/2011	0.395548	-0.92748										
Aug-11	8/10/2011	0.166389	-1.79343										

Daily SAIDI, MED Calc

MonthYear	Outage Day	Daily SAIDI (minutes)	Ln SAIDI	T _{MED}	Alpha+ 2.5*Beta	SAIDI <= T _{med}	SAIDI > T _{med}	Use for Year	T _{med}	Alpha+ 2.5*Beta	Alpha (Average)	Beta (StdDev)	Count of Days
								2012	6.05992	1.80170	-1.70768	1.40375	1,826
								MED Year					
Aug-11	8/11/2011	0.127907	-2.05645										
Aug-11	8/12/2011	0.037672	-3.27883										
Aug-11	8/13/2011	0.089522	-2.41327										
Aug-11	8/14/2011	0.100788	-2.29473										
Aug-11	8/15/2011	0.092414	-2.38148										
Aug-11	8/16/2011	0.071315	-2.64066										
Aug-11	8/17/2011	0.573965	-0.55519										
Aug-11	8/18/2011	0.052327	-2.95024										
Aug-11	8/19/2011	0.081873	-2.50259										
Aug-11	8/20/2011	0.073389	-2.61199										
Aug-11	8/21/2011	1.890177	0.63667										
Aug-11	8/22/2011	0.284188	-1.25812										
Aug-11	8/23/2011	0.145790	-1.92559										
Aug-11	8/24/2011	1.885028	0.63394										
Aug-11	8/25/2011	0.534553	-0.62632										
Aug-11	8/26/2011	0.059339	-2.82449										
Aug-11	8/27/2011	0.367296	-1.00159										
Aug-11	8/28/2011	0.352308	-1.04325										
Aug-11	8/29/2011	0.125841	-2.07273										
Aug-11	8/30/2011	0.240939	-1.42321										
Aug-11	8/31/2011	0.150600	-1.89313										
Sep-11	9/1/2011	0.603864	-0.50441										
Sep-11	9/2/2011	0.124366	-2.08453										
Sep-11	9/3/2011	0.255681	-1.36382										
Sep-11	9/4/2011	6.727959	1.90627										
Sep-11	9/5/2011	0.738577	-0.30303										
Sep-11	9/6/2011	0.256052	-1.36238										
Sep-11	9/7/2011	0.574860	-0.55363										
Sep-11	9/8/2011	0.073641	-2.60855										
Sep-11	9/9/2011	0.038220	-3.26440										
Sep-11	9/10/2011	0.026837	-3.61798										
Sep-11	9/11/2011	0.364718	-1.00863										
Sep-11	9/12/2011	0.402954	-0.90893										

Daily SAIDI, MED Calc

MonthYear	Outage Day	Daily SAIDI (minutes)	Ln SAIDI	T _{MED}	Alpha+ 2.5*Beta	SAIDI <= T _{med}	SAIDI > T _{med}	Use for Year	T _{med}	Alpha+ 2.5*Beta	Alpha (Average)	Beta (StdDev)	Count of Days
								2012	6.05992	1.80170	-1.70768	1.40375	1,826
								MED Year					
Sep-11	9/13/2011	0.265480	-1.32622										
Sep-11	9/14/2011	0.108864	-2.21766										
Sep-11	9/15/2011	0.303408	-1.19268										
Sep-11	9/16/2011	0.057290	-2.85963										
Sep-11	9/17/2011	0.077749	-2.55427										
Sep-11	9/18/2011	0.027358	-3.59875										
Sep-11	9/19/2011	0.391445	-0.93791										
Sep-11	9/20/2011	0.080967	-2.51371										
Sep-11	9/21/2011	0.216265	-1.53125										
Sep-11	9/22/2011	0.444852	-0.81001										
Sep-11	9/23/2011	0.269927	-1.30960										
Sep-11	9/24/2011	0.814614	-0.20504										
Sep-11	9/25/2011	0.216526	-1.53005										
Sep-11	9/26/2011	2.812452	1.03406										
Sep-11	9/27/2011	0.080207	-2.52314										
Sep-11	9/28/2011	0.494962	-0.70328										
Sep-11	9/29/2011	3.524421	1.25972										
Sep-11	9/30/2011	0.245352	-1.40506										
Oct-11	10/1/2011	0.013248	-4.32389										
Oct-11	10/2/2011	0.068433	-2.68189										
Oct-11	10/3/2011	0.235320	-1.44681										
Oct-11	10/4/2011	0.213856	-1.54245										
Oct-11	10/5/2011	0.165210	-1.80054										
Oct-11	10/6/2011	0.111297	-2.19555										
Oct-11	10/7/2011	0.132426	-2.02173										
Oct-11	10/8/2011	0.280459	-1.27133										
Oct-11	10/9/2011	0.161169	-1.82530										
Oct-11	10/10/2011	0.256572	-1.36034										
Oct-11	10/11/2011	0.088495	-2.42480										
Oct-11	10/12/2011	0.156653	-1.85372										
Oct-11	10/13/2011	0.139823	-1.96738										
Oct-11	10/14/2011	0.691491	-0.36891										
Oct-11	10/15/2011	0.072990	-2.61744										

Daily SAIDI, MED Calc

MonthYear	Outage Day	Daily SAIDI (minutes)	Ln SAIDI	T _{MED}	Alpha+ 2.5*Beta	SAIDI <= T _{med}	SAIDI > T _{med}	Use for Year	T _{med}	Alpha+ 2.5*Beta	Alpha (Average)	Beta (StdDev)	Count of Days
								2012	6.05992	1.80170	-1.70768	1.40375	1,826
								MED Year					
Oct-11	10/16/2011	0.280040	-1.27282										
Oct-11	10/17/2011	0.362079	-1.01589										
Oct-11	10/18/2011	0.125143	-2.07830										
Oct-11	10/19/2011	0.052135	-2.95392										
Oct-11	10/20/2011	0.573489	-0.55602										
Oct-11	10/21/2011	0.740880	-0.29992										
Oct-11	10/22/2011	0.644539	-0.43922										
Oct-11	10/23/2011	0.054815	-2.90379										
Oct-11	10/24/2011	0.384789	-0.95506										
Oct-11	10/25/2011	0.605925	-0.50100										
Oct-11	10/26/2011	0.502275	-0.68861										
Oct-11	10/27/2011	0.382682	-0.96055										
Oct-11	10/28/2011	0.161629	-1.82245										
Oct-11	10/29/2011	0.479150	-0.73574										
Oct-11	10/30/2011	0.003164	-5.75587										
Oct-11	10/31/2011	0.055688	-2.88799										
Nov-11	11/1/2011	0.218214	-1.52228										
Nov-11	11/2/2011	0.115333	-2.15993										
Nov-11	11/3/2011	0.773002	-0.25747										
Nov-11	11/4/2011	0.219135	-1.51807										
Nov-11	11/5/2011	0.136584	-1.99082										
Nov-11	11/6/2011	0.217971	-1.52340										
Nov-11	11/7/2011	0.128647	-2.05068										
Nov-11	11/8/2011	0.411608	-0.88768										
Nov-11	11/9/2011	0.195489	-1.63225										
Nov-11	11/10/2011	0.093665	-2.36804										
Nov-11	11/11/2011	0.097172	-2.33128										
Nov-11	11/12/2011	0.156342	-1.85571										
Nov-11	11/13/2011	0.291123	-1.23401										
Nov-11	11/14/2011	1.686903	0.52289										
Nov-11	11/15/2011	0.124761	-2.08136										
Nov-11	11/16/2011	0.097597	-2.32690										
Nov-11	11/17/2011	0.125681	-2.07401										

Daily SAIDI, MED Calc

MonthYear	Outage Day	Daily SAIDI (minutes)	Ln SAIDI	T _{MED}	Alpha+ 2.5*Beta	SAIDI <= T _{med}	SAIDI > T _{med}	Use for Year	T _{med}	Alpha+ 2.5*Beta	Alpha (Average)	Beta (StdDev)	Count of Days
								2012	6.05992	1.80170	-1.70768	1.40375	1,826
								MED Year					
Nov-11	11/18/2011	0.781161	-0.24697										
Nov-11	11/19/2011	0.382247	-0.96169										
Nov-11	11/20/2011	0.123175	-2.09415										
Nov-11	11/21/2011	0.748008	-0.29034										
Nov-11	11/22/2011	0.248733	-1.39138										
Nov-11	11/23/2011	0.078091	-2.54988										
Nov-11	11/24/2011	0.027092	-3.60852										
Nov-11	11/25/2011	0.564106	-0.57251										
Nov-11	11/26/2011	0.743091	-0.29694										
Nov-11	11/27/2011	0.614728	-0.48657										
Nov-11	11/28/2011	0.857019	-0.15430										
Nov-11	11/29/2011	0.247584	-1.39600										
Nov-11	11/30/2011	0.052626	-2.94455										
Dec-11	12/1/2011	0.392788	-0.93449										
Dec-11	12/2/2011	0.107746	-2.22798										
Dec-11	12/3/2011	0.013173	-4.32957										
Dec-11	12/4/2011	0.084410	-2.47207										
Dec-11	12/5/2011	0.191266	-1.65409										
Dec-11	12/6/2011	0.207049	-1.57480										
Dec-11	12/7/2011	0.308032	-1.17755										
Dec-11	12/8/2011	0.043966	-3.12435										
Dec-11	12/9/2011	0.044559	-3.11095										
Dec-11	12/10/2011	0.304337	-1.18962										
Dec-11	12/11/2011	0.746647	-0.29216										
Dec-11	12/12/2011	0.068570	-2.67990										
Dec-11	12/13/2011	0.071407	-2.63936										
Dec-11	12/14/2011	0.203079	-1.59416										
Dec-11	12/15/2011	0.190336	-1.65896										
Dec-11	12/16/2011	0.015472	-4.16875										
Dec-11	12/17/2011	0.035861	-3.32811										
Dec-11	12/18/2011	0.012751	-4.36213										
Dec-11	12/19/2011	0.054196	-2.91514										
Dec-11	12/20/2011	0.125889	-2.07236										

Daily SAIDI, MED Calc

MonthYear	Outage Day	Daily SAIDI (minutes)	Ln SAIDI	T _{MED}	Alpha+ 2.5*Beta	SAIDI <= T _{med}	SAIDI > T _{med}	Use for Year	T _{med}	Alpha+ 2.5*Beta	Alpha (Average)	Beta (StdDev)	Count of Days
								2012	6.05992	1.80170	-1.70768	1.40375	1,826
								MED Year					
Dec-11	12/21/2011	0.033570	-3.39414										
Dec-11	12/22/2011	0.097936	-2.32344										
Dec-11	12/23/2011	0.019980	-3.91302										
Dec-11	12/24/2011	0.775365	-0.25442										
Dec-11	12/25/2011	0.030543	-3.48862										
Dec-11	12/26/2011	0.646111	-0.43678										
Dec-11	12/27/2011	0.019016	-3.96248										
Dec-11	12/28/2011	0.121154	-2.11069										
Dec-11	12/29/2011	0.032267	-3.43370										
Dec-11	12/30/2011	0.129095	-2.04720										
Dec-11	12/31/2011	0.385025	-0.95445										
Jan-12	1/1/2012	1.170150	0.15713	6.060	1.80170	1.17015							
Jan-12	1/2/2012	0.060634	-2.80291	6.060	1.80170	0.06063							
Jan-12	1/3/2012	0.071579	-2.63695	6.060	1.80170	0.07158							
Jan-12	1/4/2012	0.217398	-1.52603	6.060	1.80170	0.21740							
Jan-12	1/5/2012	0.079148	-2.53643	6.060	1.80170	0.07915							
Jan-12	1/6/2012	0.150657	-1.89275	6.060	1.80170	0.15066							
Jan-12	1/7/2012	0.034434	-3.36871	6.060	1.80170	0.03443							
Jan-12	1/8/2012	0.042661	-3.15447	6.060	1.80170	0.04266							
Jan-12	1/9/2012	0.075422	-2.58466	6.060	1.80170	0.07542							
Jan-12	1/10/2012	0.070679	-2.64961	6.060	1.80170	0.07068							
Jan-12	1/11/2012	0.044601	-3.10999	6.060	1.80170	0.04460							
Jan-12	1/12/2012	0.582600	-0.54025	6.060	1.80170	0.58260							
Jan-12	1/13/2012	0.041144	-3.19067	6.060	1.80170	0.04114							
Jan-12	1/14/2012	0.022154	-3.80973	6.060	1.80170	0.02215							
Jan-12	1/15/2012	0.010285	-4.57710	6.060	1.80170	0.01028							
Jan-12	1/16/2012	0.560750	-0.57848	6.060	1.80170	0.56075							
Jan-12	1/17/2012	0.615133	-0.48592	6.060	1.80170	0.61513							
Jan-12	1/18/2012	0.114415	-2.16793	6.060	1.80170	0.11441							
Jan-12	1/19/2012	0.016325	-4.11504	6.060	1.80170	0.01633							
Jan-12	1/20/2012	0.325067	-1.12372	6.060	1.80170	0.32507							
Jan-12	1/21/2012	0.584308	-0.53733	6.060	1.80170	0.58431							
Jan-12	1/22/2012	0.040040	-3.21789	6.060	1.80170	0.04004							

Daily SAIDI, MED Calc

Month/Year	Outage Day	Daily SAIDI (minutes)	Ln SAIDI	T _{MED}	Alpha+ 2.5*Beta	SAIDI <= T _{med}	SAIDI > T _{med}	Use for Year	T _{med}	Alpha+ 2.5*Beta	Alpha (Average)	Beta (StdDev)	Count of Days
								2012	6.05992	1.80170	-1.70768	1.40375	1,826
								MED Year					
Jan-12	1/23/2012	0.134276	-2.00785	6.060	1.80170	0.13428							
Jan-12	1/24/2012	0.124382	-2.08440	6.060	1.80170	0.12438							
Jan-12	1/25/2012	0.166125	-1.79501	6.060	1.80170	0.16613							
Jan-12	1/26/2012	0.031863	-3.44630	6.060	1.80170	0.03186							
Jan-12	1/27/2012	0.107997	-2.22565	6.060	1.80170	0.10800							
Jan-12	1/28/2012	0.100321	-2.29938	6.060	1.80170	0.10032							
Jan-12	1/29/2012	0.016434	-4.10840	6.060	1.80170	0.01643							
Jan-12	1/30/2012	0.100382	-2.29877	6.060	1.80170	0.10038							
Jan-12	1/31/2012	0.081661	-2.50518	6.060	1.80170	0.08166							
Feb-12	2/1/2012	0.106911	-2.23576	6.060	1.80170	0.10691							
Feb-12	2/2/2012	0.391244	-0.93842	6.060	1.80170	0.39124							
Feb-12	2/3/2012	0.285868	-1.25223	6.060	1.80170	0.28587							
Feb-12	2/4/2012	0.082233	-2.49820	6.060	1.80170	0.08223							
Feb-12	2/5/2012	0.002686	-5.91967	6.060	1.80170	0.00269							
Feb-12	2/6/2012	0.188042	-1.67109	6.060	1.80170	0.18804							
Feb-12	2/7/2012	0.030814	-3.47979	6.060	1.80170	0.03081							
Feb-12	2/8/2012	0.015551	-4.16363	6.060	1.80170	0.01555							
Feb-12	2/9/2012	0.112253	-2.18700	6.060	1.80170	0.11225							
Feb-12	2/10/2012	0.103709	-2.26617	6.060	1.80170	0.10371							
Feb-12	2/11/2012	0.110636	-2.20151	6.060	1.80170	0.11064							
Feb-12	2/12/2012	0.043714	-3.13010	6.060	1.80170	0.04371							
Feb-12	2/13/2012	0.045769	-3.08415	6.060	1.80170	0.04577							
Feb-12	2/14/2012	0.217852	-1.52394	6.060	1.80170	0.21785							
Feb-12	2/15/2012	0.186490	-1.67938	6.060	1.80170	0.18649							
Feb-12	2/16/2012	0.014524	-4.23196	6.060	1.80170	0.01452							
Feb-12	2/17/2012	0.084541	-2.47051	6.060	1.80170	0.08454							
Feb-12	2/18/2012	0.119128	-2.12756	6.060	1.80170	0.11913							
Feb-12	2/19/2012	0.243103	-1.41427	6.060	1.80170	0.24310							
Feb-12	2/20/2012	0.058385	-2.84069	6.060	1.80170	0.05839							
Feb-12	2/21/2012	0.062244	-2.77669	6.060	1.80170	0.06224							
Feb-12	2/22/2012	0.043057	-3.14523	6.060	1.80170	0.04306							
Feb-12	2/23/2012	0.213858	-1.54244	6.060	1.80170	0.21386							
Feb-12	2/24/2012	0.143705	-1.93999	6.060	1.80170	0.14370							

Daily SAIDI, MED Calc

MonthYear	Outage Day	Daily SAIDI (minutes)	Ln SAIDI	T _{MED}	Alpha+ 2.5*Beta	SAIDI <= T _{med}	SAIDI > T _{med}	Use for Year	T _{med}	Alpha+ 2.5*Beta	Alpha (Average)	Beta (StdDev)	Count of Days
								2012	6.05992	1.80170	-1.70768	1.40375	1,826
								MED Year					
Feb-12	2/25/2012	0.025261	-3.67849	6.060	1.80170	0.02526							
Feb-12	2/26/2012	0.203898	-1.59014	6.060	1.80170	0.20390							
Feb-12	2/27/2012	0.237211	-1.43880	6.060	1.80170	0.23721							
Feb-12	2/28/2012	0.095164	-2.35215	6.060	1.80170	0.09516							
Feb-12	2/29/2012	0.663438	-0.41032	6.060	1.80170	0.66344							
Mar-12	3/1/2012	0.352196	-1.04357	6.060	1.80170	0.35220							
Mar-12	3/2/2012	3.465889	1.24297	6.060	1.80170	3.46589							
Mar-12	3/3/2012	0.633642	-0.45627	6.060	1.80170	0.63364							
Mar-12	3/4/2012	0.089621	-2.41216	6.060	1.80170	0.08962							
Mar-12	3/5/2012	0.167226	-1.78841	6.060	1.80170	0.16723							
Mar-12	3/6/2012	0.070901	-2.64647	6.060	1.80170	0.07090							
Mar-12	3/7/2012	0.239680	-1.42845	6.060	1.80170	0.23968							
Mar-12	3/8/2012	0.236958	-1.43987	6.060	1.80170	0.23696							
Mar-12	3/9/2012	0.282078	-1.26557	6.060	1.80170	0.28208							
Mar-12	3/10/2012	0.130638	-2.03533	6.060	1.80170	0.13064							
Mar-12	3/11/2012	0.007948	-4.83482	6.060	1.80170	0.00795							
Mar-12	3/12/2012	0.341118	-1.07553	6.060	1.80170	0.34112							
Mar-12	3/13/2012	0.159951	-1.83289	6.060	1.80170	0.15995							
Mar-12	3/14/2012	0.192292	-1.64874	6.060	1.80170	0.19229							
Mar-12	3/15/2012	0.151952	-1.88419	6.060	1.80170	0.15195							
Mar-12	3/16/2012	0.019578	-3.93334	6.060	1.80170	0.01958							
Mar-12	3/17/2012	0.006141	-5.09273	6.060	1.80170	0.00614							
Mar-12	3/18/2012	0.508037	-0.67720	6.060	1.80170	0.50804							
Mar-12	3/19/2012	0.183208	-1.69713	6.060	1.80170	0.18321							
Mar-12	3/20/2012	0.072516	-2.62395	6.060	1.80170	0.07252							
Mar-12	3/21/2012	0.092348	-2.38219	6.060	1.80170	0.09235							
Mar-12	3/22/2012	0.198403	-1.61746	6.060	1.80170	0.19840							
Mar-12	3/23/2012	0.541422	-0.61356	6.060	1.80170	0.54142							
Mar-12	3/24/2012	0.465795	-0.76401	6.060	1.80170	0.46580							
Mar-12	3/25/2012	0.085679	-2.45715	6.060	1.80170	0.08568							
Mar-12	3/26/2012	0.023684	-3.74296	6.060	1.80170	0.02368							
Mar-12	3/27/2012	0.019238	-3.95086	6.060	1.80170	0.01924							
Mar-12	3/28/2012	0.062541	-2.77194	6.060	1.80170	0.06254							

Daily SAIDI, MED Calc

MonthYear	Outage Day	Daily SAIDI (minutes)	Ln SAIDI	T _{MED}	Alpha+ 2.5*Beta	SAIDI <= T _{med}	SAIDI > T _{med}	Use for Year	T _{med}	Alpha+ 2.5*Beta	Alpha (Average)	Beta (StdDev)	Count of Days
								2012	6.05992	1.80170	-1.70768	1.40375	1,826
								MED Year					
Mar-12	3/29/2012	0.127387	-2.06052	6.060	1.80170	0.12739							
Mar-12	3/30/2012	0.038996	-3.24431	6.060	1.80170	0.03900							
Mar-12	3/31/2012	0.776661	-0.25275	6.060	1.80170	0.77666							
Apr-12	4/1/2012	0.033806	-3.38711	6.060	1.80170	0.03381							
Apr-12	4/2/2012	0.112487	-2.18492	6.060	1.80170	0.11249							
Apr-12	4/3/2012	0.201162	-1.60364	6.060	1.80170	0.20116							
Apr-12	4/4/2012	0.079168	-2.53618	6.060	1.80170	0.07917							
Apr-12	4/5/2012	0.548984	-0.59969	6.060	1.80170	0.54898							
Apr-12	4/6/2012	0.028458	-3.55932	6.060	1.80170	0.02846							
Apr-12	4/7/2012	0.023874	-3.73497	6.060	1.80170	0.02387							
Apr-12	4/8/2012	0.042711	-3.15331	6.060	1.80170	0.04271							
Apr-12	4/9/2012	0.122871	-2.09662	6.060	1.80170	0.12287							
Apr-12	4/10/2012	0.100237	-2.30022	6.060	1.80170	0.10024							
Apr-12	4/11/2012	0.125816	-2.07294	6.060	1.80170	0.12582							
Apr-12	4/12/2012	0.312970	-1.16165	6.060	1.80170	0.31297							
Apr-12	4/13/2012	0.501732	-0.68969	6.060	1.80170	0.50173							
Apr-12	4/14/2012	0.458288	-0.78026	6.060	1.80170	0.45829							
Apr-12	4/15/2012	0.337812	-1.08527	6.060	1.80170	0.33781							
Apr-12	4/16/2012	0.112921	-2.18107	6.060	1.80170	0.11292							
Apr-12	4/17/2012	0.172663	-1.75641	6.060	1.80170	0.17266							
Apr-12	4/18/2012	0.172116	-1.75959	6.060	1.80170	0.17212							
Apr-12	4/19/2012	0.053551	-2.92713	6.060	1.80170	0.05355							
Apr-12	4/20/2012	0.101127	-2.29138	6.060	1.80170	0.10113							
Apr-12	4/21/2012	0.089644	-2.41191	6.060	1.80170	0.08964							
Apr-12	4/22/2012	0.029916	-3.50936	6.060	1.80170	0.02992							
Apr-12	4/23/2012	0.816333	-0.20293	6.060	1.80170	0.81633							
Apr-12	4/24/2012	0.028223	-3.56762	6.060	1.80170	0.02822							
Apr-12	4/25/2012	0.107871	-2.22682	6.060	1.80170	0.10787							
Apr-12	4/26/2012	0.919638	-0.08378	6.060	1.80170	0.91964							
Apr-12	4/27/2012	0.184494	-1.69014	6.060	1.80170	0.18449							
Apr-12	4/28/2012	0.418903	-0.87012	6.060	1.80170	0.41890							
Apr-12	4/29/2012	0.006134	-5.09396	6.060	1.80170	0.00613							
Apr-12	4/30/2012	0.362348	-1.01515	6.060	1.80170	0.36235							

Daily SAIDI, MED Calc

[illegible]

Daily SAIDI, MED Calc

MonthYear	Outage Day	Daily SAIDI (minutes)	Ln SAIDI	T _{MED}	Alpha+ 2.5*Beta	SAIDI <= T _{med}	SAIDI > T _{med}	Use for Year	T _{med}	Alpha+ 2.5*Beta	Alpha (Average)	Beta (StdDev)	Count of Days
								2012	6.05992	1.80170	-1.70768	1.40375	1,826
								MED Year					
Jun-12	6/3/2012	0.027546	-3.59190	6.060	1.80170	0.02755							
Jun-12	6/4/2012	0.078382	-2.54616	6.060	1.80170	0.07838							
Jun-12	6/5/2012	0.455886	-0.78551	6.060	1.80170	0.45589							
Jun-12	6/6/2012	0.063020	-2.76430	6.060	1.80170	0.06302							
Jun-12	6/7/2012	0.113607	-2.17501	6.060	1.80170	0.11361							
Jun-12	6/8/2012	0.065126	-2.73143	6.060	1.80170	0.06513							
Jun-12	6/9/2012	0.081628	-2.50558	6.060	1.80170	0.08163							
Jun-12	6/10/2012	0.047348	-3.05024	6.060	1.80170	0.04735							
Jun-12	6/11/2012	0.101882	-2.28394	6.060	1.80170	0.10188							
Jun-12	6/12/2012	0.249237	-1.38935	6.060	1.80170	0.24924							
Jun-12	6/13/2012	0.272897	-1.29866	6.060	1.80170	0.27290							
Jun-12	6/14/2012	0.195976	-1.62976	6.060	1.80170	0.19598							
Jun-12	6/15/2012	0.154777	-1.86577	6.060	1.80170	0.15478							
Jun-12	6/16/2012	0.289670	-1.23901	6.060	1.80170	0.28967							
Jun-12	6/17/2012	0.257712	-1.35591	6.060	1.80170	0.25771							
Jun-12	6/18/2012	1.293322	0.25721	6.060	1.80170	1.29332							
Jun-12	6/19/2012	0.083575	-2.48201	6.060	1.80170	0.08358							
Jun-12	6/20/2012	0.136592	-1.99076	6.060	1.80170	0.13659							
Jun-12	6/21/2012	0.172174	-1.75925	6.060	1.80170	0.17217							
Jun-12	6/22/2012	0.141149	-1.95794	6.060	1.80170	0.14115							
Jun-12	6/23/2012	0.154229	-1.86931	6.060	1.80170	0.15423							
Jun-12	6/24/2012	0.115236	-2.16077	6.060	1.80170	0.11524							
Jun-12	6/25/2012	0.191031	-1.65532	6.060	1.80170	0.19103							
Jun-12	6/26/2012	0.501153	-0.69084	6.060	1.80170	0.50115							
Jun-12	6/27/2012	0.594669	-0.51975	6.060	1.80170	0.59467							
Jun-12	6/28/2012	0.871933	-0.13704	6.060	1.80170	0.87193							
Jun-12	6/29/2012	241.370642	5.48633	6.060	1.80170		241.37064	2012					
Jun-12	6/30/2012	19.229883	2.95647	6.060	1.80170		19.22988	2012					
Jul-12	7/1/2012	12.146100	2.49701	6.060	1.80170		12.14610	2012					
Jul-12	7/2/2012	0.715808	-0.33434	6.060	1.80170	0.71581							
Jul-12	7/3/2012	0.666540	-0.40566	6.060	1.80170	0.66654							
Jul-12	7/4/2012	0.479235	-0.73556	6.060	1.80170	0.47924							
Jul-12	7/5/2012	0.638548	-0.44856	6.060	1.80170	0.63855							

Daily SAIDI, MED Calc

MonthYear	Outage Day	Daily SAIDI (minutes)	Ln SAIDI	T _{MED}	Alpha+ 2.5*Beta	SAIDI <= T _{med}	SAIDI > T _{med}	Use for Year	T _{med}	Alpha+ 2.5*Beta	Alpha (Average)	Beta (StdDev)	Count of Days
Jul-12	7/6/2012	0.331755	-1.10336	6.060	1.80170	0.33176		2012	6.05992	1.80170	-1.70768	1.40375	1,826
Jul-12	7/7/2012	0.597243	-0.51543	6.060	1.80170	0.59724							
Jul-12	7/8/2012	0.659487	-0.41629	6.060	1.80170	0.65949							
Jul-12	7/9/2012	0.215856	-1.53315	6.060	1.80170	0.21586							
Jul-12	7/10/2012	0.243309	-1.41342	6.060	1.80170	0.24331							
Jul-12	7/11/2012	0.212236	-1.55006	6.060	1.80170	0.21224							
Jul-12	7/12/2012	0.124941	-2.07992	6.060	1.80170	0.12494							
Jul-12	7/13/2012	0.124913	-2.08014	6.060	1.80170	0.12491							
Jul-12	7/14/2012	0.552023	-0.59417	6.060	1.80170	0.55202							
Jul-12	7/15/2012	0.106208	-2.24236	6.060	1.80170	0.10621							
Jul-12	7/16/2012	1.076226	0.07346	6.060	1.80170	1.07623							
Jul-12	7/17/2012	0.119118	-2.12764	6.060	1.80170	0.11912							
Jul-12	7/18/2012	31.761426	3.45825	6.060	1.80170		31.76143	2012					
Jul-12	7/19/2012	1.081969	0.07878	6.060	1.80170	1.08197							
Jul-12	7/20/2012	0.167881	-1.78450	6.060	1.80170	0.16788							
Jul-12	7/21/2012	0.140669	-1.96135	6.060	1.80170	0.14067							
Jul-12	7/22/2012	0.211431	-1.55386	6.060	1.80170	0.21143							
Jul-12	7/23/2012	0.082643	-2.49323	6.060	1.80170	0.08264							
Jul-12	7/24/2012	19.390186	2.96477	6.060	1.80170		19.39019	2012					
Jul-12	7/25/2012	1.081726	0.07856	6.060	1.80170	1.08173							
Jul-12	7/26/2012	2.644235	0.97238	6.060	1.80170	2.64424							
Jul-12	7/27/2012	10.957623	2.39404	6.060	1.80170		10.95762	2012					
Jul-12	7/28/2012	0.562216	-0.57587	6.060	1.80170	0.56222							
Jul-12	7/29/2012	0.087254	-2.43893	6.060	1.80170	0.08725							
Jul-12	7/30/2012	0.334199	-1.09602	6.060	1.80170	0.33420							
Jul-12	7/31/2012	0.141608	-1.95469	6.060	1.80170	0.14161							
Aug-12	8/1/2012	0.166982	-1.78987	6.060	1.80170	0.16698							
Aug-12	8/2/2012	0.147438	-1.91435	6.060	1.80170	0.14744							
Aug-12	8/3/2012	0.205345	-1.58307	6.060	1.80170	0.20534							
Aug-12	8/4/2012	1.473393	0.38757	6.060	1.80170	1.47339							
Aug-12	8/5/2012	0.710467	-0.34183	6.060	1.80170	0.71047							
Aug-12	8/6/2012	0.139529	-1.96948	6.060	1.80170	0.13953							
Aug-12	8/7/2012	0.103748	-2.26579	6.060	1.80170	0.10375							

Daily SAIDI, MED Calc

MonthYear	Outage Day	Daily SAIDI (minutes)	Ln SAIDI	T _{MED}	Alpha+ 2.5*Beta	SAIDI <= T _{med}	SAIDI > T _{med}	Use for Year	T _{med}	Alpha+ 2.5*Beta	Alpha (Average)	Beta (StdDev)	Count of Days
								2012	6.05992	1.80170	-1.70768	1.40375	1,826
								MED Year					
Aug-12	8/8/2012	0.130508	-2.03632	6.060	1.80170	0.13051							
Aug-12	8/9/2012	2.232650	0.80319	6.060	1.80170	2.23265							
Aug-12	8/10/2012	2.126064	0.75427	6.060	1.80170	2.12606							
Aug-12	8/11/2012	0.116943	-2.14607	6.060	1.80170	0.11694							
Aug-12	8/12/2012	0.085579	-2.45832	6.060	1.80170	0.08558							
Aug-12	8/13/2012	0.123489	-2.09160	6.060	1.80170	0.12349							
Aug-12	8/14/2012	0.048796	-3.02011	6.060	1.80170	0.04880							
Aug-12	8/15/2012	0.041310	-3.18665	6.060	1.80170	0.04131							
Aug-12	8/16/2012	0.311874	-1.16516	6.060	1.80170	0.31187							
Aug-12	8/17/2012	0.545812	-0.60548	6.060	1.80170	0.54581							
Aug-12	8/18/2012	0.436853	-0.82816	6.060	1.80170	0.43685							
Aug-12	8/19/2012	0.264968	-1.32815	6.060	1.80170	0.26497							
Aug-12	8/20/2012	0.473601	-0.74739	6.060	1.80170	0.47360							
Aug-12	8/21/2012	0.166752	-1.79125	6.060	1.80170	0.16675							
Aug-12	8/22/2012	0.116497	-2.14989	6.060	1.80170	0.11650							
Aug-12	8/23/2012	0.162836	-1.81501	6.060	1.80170	0.16284							
Aug-12	8/24/2012	0.279007	-1.27652	6.060	1.80170	0.27901							
Aug-12	8/25/2012	0.195009	-1.63471	6.060	1.80170	0.19501							
Aug-12	8/26/2012	0.071557	-2.63726	6.060	1.80170	0.07156							
Aug-12	8/27/2012	0.377852	-0.97325	6.060	1.80170	0.37785							
Aug-12	8/28/2012	0.143283	-1.94293	6.060	1.80170	0.14328							
Aug-12	8/29/2012	0.107047	-2.23449	6.060	1.80170	0.10705							
Aug-12	8/30/2012	0.056207	-2.87871	6.060	1.80170	0.05621							
Aug-12	8/31/2012	0.225838	-1.48794	6.060	1.80170	0.22584							
Sep-12	9/1/2012	0.133288	-2.01525	6.060	1.80170	0.13329							
Sep-12	9/2/2012	0.954810	-0.04624	6.060	1.80170	0.95481							
Sep-12	9/3/2012	0.407675	-0.89729	6.060	1.80170	0.40767							
Sep-12	9/4/2012	0.954342	-0.04673	6.060	1.80170	0.95434							
Sep-12	9/5/2012	0.516395	-0.66088	6.060	1.80170	0.51639							
Sep-12	9/6/2012	0.345713	-1.06215	6.060	1.80170	0.34571							
Sep-12	9/7/2012	1.323472	0.28026	6.060	1.80170	1.32347							
Sep-12	9/8/2012	2.936664	1.07727	6.060	1.80170	2.93666							
Sep-12	9/9/2012	0.396446	-0.92522	6.060	1.80170	0.39645							

Daily SAIDI, MED Calc

[illegible]

Daily SAIDI, MED Calc

MonthYear	Outage Day	Daily SAIDI (minutes)	Ln SAIDI	T _{MED}	Alpha+ 2.5*Beta	SAIDI <= T _{med}	SAIDI > T _{med}	Use for Year	T _{med}	Alpha+ 2.5*Beta	Alpha (Average)	Beta (StdDev)	Count of Days
								2012	6.05992	1.80170	-1.70768	1.40375	1,826
								MED Year					
Oct-12	10/13/2012	0.117394	-2.14222	6.060	1.80170	0.11739							
Oct-12	10/14/2012	0.511135	-0.67112	6.060	1.80170	0.51113							
Oct-12	10/15/2012	0.563597	-0.57342	6.060	1.80170	0.56360							
Oct-12	10/16/2012	1.016280	0.01615	6.060	1.80170	1.01628							
Oct-12	10/17/2012	0.154862	-1.86522	6.060	1.80170	0.15486							
Oct-12	10/18/2012	0.306142	-1.18371	6.060	1.80170	0.30614							
Oct-12	10/19/2012	0.161572	-1.82280	6.060	1.80170	0.16157							
Oct-12	10/20/2012	0.039468	-3.23226	6.060	1.80170	0.03947							
Oct-12	10/21/2012	0.189295	-1.66445	6.060	1.80170	0.18930							
Oct-12	10/22/2012	0.138269	-1.97856	6.060	1.80170	0.13827							
Oct-12	10/23/2012	0.113579	-2.17526	6.060	1.80170	0.11358							
Oct-12	10/24/2012	0.065189	-2.73047	6.060	1.80170	0.06519							
Oct-12	10/25/2012	1.399177	0.33588	6.060	1.80170	1.39918							
Oct-12	10/26/2012	0.345330	-1.06325	6.060	1.80170	0.34533							
Oct-12	10/27/2012	0.419093	-0.86966	6.060	1.80170	0.41909							
Oct-12	10/28/2012	0.072510	-2.62403	6.060	1.80170	0.07251							
Oct-12	10/29/2012	0.235364	-1.44662	6.060	1.80170	0.23536							
Oct-12	10/30/2012	0.465556	-0.76452	6.060	1.80170	0.46556							
Oct-12	10/31/2012	0.231579	-1.46284	6.060	1.80170	0.23158							
Nov-12	11/1/2012	0.414801	-0.87996	6.060	1.80170	0.41480							
Nov-12	11/2/2012	0.103750	-2.26577	6.060	1.80170	0.10375							
Nov-12	11/3/2012	0.080967	-2.51371	6.060	1.80170	0.08097							
Nov-12	11/4/2012	0.089204	-2.41682	6.060	1.80170	0.08920							
Nov-12	11/5/2012	0.411111	-0.88889	6.060	1.80170	0.41111							
Nov-12	11/6/2012	0.082725	-2.49223	6.060	1.80170	0.08273							
Nov-12	11/7/2012	0.344247	-1.06640	6.060	1.80170	0.34425							
Nov-12	11/8/2012	0.099623	-2.30636	6.060	1.80170	0.09962							
Nov-12	11/9/2012	0.047276	-3.05176	6.060	1.80170	0.04728							
Nov-12	11/10/2012	0.363726	-1.01136	6.060	1.80170	0.36373							
Nov-12	11/11/2012	0.441787	-0.81693	6.060	1.80170	0.44179							
Nov-12	11/12/2012	0.387523	-0.94798	6.060	1.80170	0.38752							
Nov-12	11/13/2012	0.064029	-2.74843	6.060	1.80170	0.06403							
Nov-12	11/14/2012	0.112915	-2.18112	6.060	1.80170	0.11291							

Daily SAIDI, MED Calc

MonthYear	Outage Day	Daily SAIDI (minutes)	Ln SAIDI	T _{MED}	Alpha+ 2.5*Beta	SAIDI <= T _{med}	SAIDI > T _{med}	Use for Year	T _{med}	Alpha+ 2.5*Beta	Alpha (Average)	Beta (StdDev)	Count of Days
								2012	6.05992	1.80170	-1.70768	1.40375	1,826
								MED Year					
Nov-12	11/15/2012	0.056662	-2.87066	6.060	1.80170	0.05666							
Nov-12	11/16/2012	0.032100	-3.43891	6.060	1.80170	0.03210							
Nov-12	11/17/2012	0.050874	-2.97839	6.060	1.80170	0.05087							
Nov-12	11/18/2012	0.092658	-2.37884	6.060	1.80170	0.09266							
Nov-12	11/19/2012	0.086146	-2.45171	6.060	1.80170	0.08615							
Nov-12	11/20/2012	0.076014	-2.57684	6.060	1.80170	0.07601							
Nov-12	11/21/2012	0.084690	-2.46875	6.060	1.80170	0.08469							
Nov-12	11/22/2012	0.127407	-2.06037	6.060	1.80170	0.12741							
Nov-12	11/23/2012	0.095984	-2.34358	6.060	1.80170	0.09598							
Nov-12	11/24/2012	0.056127	-2.88014	6.060	1.80170	0.05613							
Nov-12	11/25/2012	0.087371	-2.43759	6.060	1.80170	0.08737							
Nov-12	11/26/2012	0.041435	-3.18363	6.060	1.80170	0.04143							
Nov-12	11/27/2012	0.094712	-2.35691	6.060	1.80170	0.09471							
Nov-12	11/28/2012	0.041460	-3.18304	6.060	1.80170	0.04146							
Nov-12	11/29/2012	0.072602	-2.62276	6.060	1.80170	0.07260							
Nov-12	11/30/2012	0.384211	-0.95656	6.060	1.80170	0.38421							
Dec-12	12/1/2012	0.056777	-2.86863	6.060	1.80170	0.05678							
Dec-12	12/2/2012	0.140738	-1.96085	6.060	1.80170	0.14074							
Dec-12	12/3/2012	0.341697	-1.07383	6.060	1.80170	0.34170							
Dec-12	12/4/2012	0.251189	-1.38155	6.060	1.80170	0.25119							
Dec-12	12/5/2012	0.187442	-1.67428	6.060	1.80170	0.18744							
Dec-12	12/6/2012	0.290243	-1.23704	6.060	1.80170	0.29024							
Dec-12	12/7/2012	0.040948	-3.19546	6.060	1.80170	0.04095							
Dec-12	12/8/2012	0.043758	-3.12908	6.060	1.80170	0.04376							
Dec-12	12/9/2012	0.160014	-1.83249	6.060	1.80170	0.16001							
Dec-12	12/10/2012	0.293758	-1.22500	6.060	1.80170	0.29376							
Dec-12	12/11/2012	0.077933	-2.55190	6.060	1.80170	0.07793							
Dec-12	12/12/2012	0.084376	-2.47248	6.060	1.80170	0.08438							
Dec-12	12/13/2012	0.939668	-0.06223	6.060	1.80170	0.93967							
Dec-12	12/14/2012	0.057230	-2.86068	6.060	1.80170	0.05723							
Dec-12	12/15/2012	0.063468	-2.75722	6.060	1.80170	0.06347							
Dec-12	12/16/2012	0.022764	-3.78259	6.060	1.80170	0.02276							
Dec-12	12/17/2012	0.684311	-0.37934	6.060	1.80170	0.68431							

Daily SAIDI, MED Calc

[illegible]

This foregoing document was electronically filed with the Public Utilities

Commission of Ohio Docketing Information System on

8/12/2013 5:12:56 PM

in

Case No(s). 13-1539-EL-ESS

Summary: Application Amended Application of Duke Energy Ohio, Inc., to Establish Reliability Standards electronically filed by Carys Cochern on behalf of Watts, Elizabeth H. Ms.