

FILE

15

Confidential Release

Case Number: 09-1854-GA-AGG

Date of Confidential Document:

November 9, 2011

Today's Date: February 6, 2012

Page Count: 14

Document Description

Exhibit C-6 and C-7

RECEIVED-DOCKETING DIV
2012 FEB -6 AM 8:38
PUCO

This is to certify that the images appearing are an accurate and complete reproduction of a case file document delivered in the regular course of business.
Technician je Date Processed FEB 06 2012

Exhibit C-6
Credit Rating

Energy Alliances, Inc. is a privately held corporation and these documents are "CONFIDENTIAL" and are being filed separately under seal along with the appropriate "Motion for Protective Order"



Decide with Confidence

ENERGY ALLIANCES, INC

D-U-N-S® 13-963-6823

Headquarters
8489 Blue Ash Rd Ste A,
Cincinnati, OH 45236

Phone 513 794-5555
Fax 513-794-7777

Business Information Report

Purchase Date: 11/03/2011
Last Update Date: 10/11/2011

Executive Summary

Company Info


Year Started 1986
CEO CHARLES SPENCE FAXON, PRESIDENT
Employees 9
Employees Here 5 at this location

D&B Rating

D&B Rating

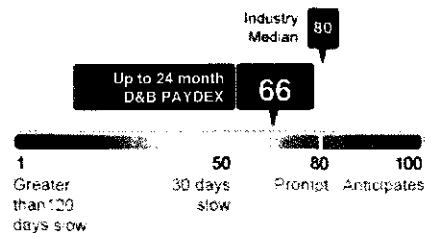
2R2

Composite Credit Appraisal



D&B PAYDEX®

Up to 24 month D&B PAYDEX



Business Information



Decide with Confidence

Page 1 of 6

Business Summary**Branch & Division** YES

SIC 8748
Business consulting services, electric services

NAICS 541690
Other Scientific and Technical Consulting Services

History Status CLEAR**Credit Capacity Summary****D&B Rating****2R2**

Composite Credit Appraisal

Prior D&B Rating 2R2**Rating Date** 07/11/2011

Payment Activity
(based on 7 experiences)

USD

Average High Credit

\$3,200

Highest Credit

15,000

Total Highest Credit

16,050

Business History

Officers CHARLES SPENCE FAXON, PRESIDENT;
WM H GRAFE, V PRES;
MARK A. BISHOP, SECRETARY;
JOHN FAXON, TREAS-DIR/ACCOUNTS PROCESSING

Directors THE OFFICER(S)

As of 10/11/2011

Business started 1986 by the officers. 100% of capital stock is owned by Charles Spence Faxon.

CHARLES SPENCE FAXON born 1951. 1973 graduated from University of Cincinnati with BA degree. 1969-74 employed by father's company, Faxon Construction & Faxon Development, Cincinnati, OH. 1974-76 employed by M & M Realty, Cincinnati, OH. 1977-83 partner with wife in Spartan Properties, Cincinnati. Partnership dissolved successfully when partners divorced. 1982 to late 1985 vice president of Energy Cost Analysts Inc, Cincinnati. Resigned without criticism, selling interest to other stockholders. Certified energy auditor.

WM H GRAFE born 1950. Is a graduate of Purdue University with Bachelors degree in industrial engineering and the University of Cincinnati with MBA degree. 1971-1982 employed by Paul Smith Co and KDI Corp, Cincinnati. 1982-85 employed by Energy Cost Analysts Inc, Cincinnati, as field auditor. Certified energy auditor.

MARK A. BISHOP born 1959. 1980-1986 attended and graduated from University of Cincinnati, Cincinnati, OH, with BA degree and Masters. 1982-84 employed by Energy Cost Analysts Inc, Cincinnati. 1984-85 employed by Viking Construction as project manager at Myrtle Beach, SC. Active here as marketing director. Certified energy auditor.

JOHN FAXON born 1960. 1978-1982 attended and graduated from University of Cincinnati, Cincinnati, OH, with BA degree. 1982-85 employed by Energy Cost Analysts Inc, Cincinnati, as word processor. Active here as editor of reports.

Business Registration

CORPORATE AND BUSINESS REGISTRATIONS REPORTED BY THE SECRETARY OF STATE OR OTHER OFFICIAL SOURCE AS OF Oct 21 2011:

Registered Name	ENERGY ALLIANCES, INC.	Registration ID	671393	Principals	
		Status	ACTIVE		
Business Type	CORPORATION	Where Filed	SECRETARY OF STATE/CORPORATIONS DIVISION, COLUMBUS, OH	Name	Title
Corporation Type	PROFIT			STEVEN C WILSON	INCORPORATOR



Decide with Confidence

Incorporated Date	02/14/1986	Registered Agent	STEVEN C WILSON 806 MAIN ST, CINCINNATI, OH 452020000
State of Incorporation	OHIO		
Filing Date	02/14/1986		

Government Activity Summary**Activity Summary**

Borrower	No
Administrative Debt	No
Grantee	No
Party Excluded from Federal Programs	No
Public Company	N/A
Contractor	No
Importer/Exporter	N/A

Possible candidate for socioeconomic program consideration

Labor Surplus Area	N/A
Small Business	YES (2011)
Women Owned	N/A
Minority Owned	N/A

The details provided in the Government Activity section are as reported to Dun & Bradstreet by the federal government and other sources.

Operations Data

10/11/2011

Description: Provides business consulting services, specializing in energy conservation. Provides electric services, specializing in electric power broker.

Subject is a member of the Association of Energy Engineers and the Association of Professional Energy Managers. Sells to manufacturers, general public, wholesale, non profit organizations, retail, commercial concerns and government. Territory : Statewide.

Nonseasonal.

Employees: 9 which includes officer(s). 5 employed here.

Facilities: Leases 3,500 sq. ft. on 1st floor of 1.5 story brick building.

Location: Suburban business section on well traveled street.

Industry Data**SIC**

Code	Description
87489904	Energy conservation consultant
49240100	Gas power broker
49119904	Electric power broker

NAICS

Code	Description
541690	Other Scientific and Technical Consulting Services
221210	Natural Gas Distribution
221122	Electric Power Distribution

Family Tree**Branches Domestic**

ENERGY ALLIANCES, INC
(D-U-N-S®:03-248-2019)
515 SHERIDAN RD,
EVANSTON, IL 60202-4703

This list is limited to the first 25 branches, subsidiaries, divisions and affiliates, both domestic and international. Please use the Global Family



Decide with Confidence

ge 2/1/11

[Linkage Link above to view the full listing.](#)

Financial Statements

Key Business Ratios (Based on 18 establishments)

D&B has been unable to obtain sufficient financial information from this company to calculate business ratios. Our check of additional outside sources also found no information available on its financial performance. To help you in this instance, ratios for other firms in the same industry are provided below to support your analysis of this business.

	This Business	Industry Median	Industry Quartile
Profitability			
Return on Sales	UN	4.8	UN
Return on Net Worth	UN	18.8	UN
Short Term Solvency			
Current Ratio	UN	2.6	UN
Quick Ratio	UN	2.0	UN
Efficiency			
Assets Sales	UN	37.0	UN
Sales / Net Working Capital	UN	5.9	UN
Utilization			
Total Liabs / Net Worth	UN	67.4	UN

Most Recent Financial Statement

As of 10/29/2011

The name and address of this business have been confirmed by D&B using available sources.

Indicators

A check of D&B's public records database indicates that no filings were found for ENERGY ALLIANCES INC, 8469 Blue Ash Rd Ste A, Cincinnati, OH. D&B's extensive database of public record information is updated daily to ensure timely reporting of changes and additions. It includes business-related suits, liens, judgments, bankruptcies, UCC financing statements and business registrations from every state and the District of Columbia, as well as select filing types from Puerto Rico and the U.S. Virgin Islands. D&B collects public records through a combination of court reporters, third parties and direct electronic links with federal and local authorities. Its database of U.S. business-related filings is now the largest of its kind.

Paydex

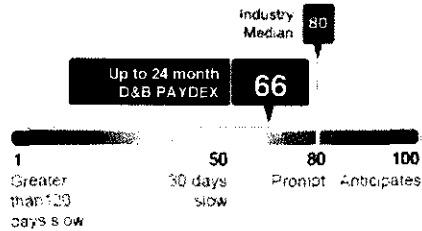
D&B PAYDEX®



Decide with Confidence

Shows the D&B PAYDEX scores as calculated up to 3 months and up to 24 months of payment experiences.

Up to 24 month D&B PAYDEX



High risk of late payment (average 30 to 120 days beyond terms)

Medium risk of late payment (average 30 days or less beyond terms)

Low risk of late payment (average prompt to 30+ days sooner)

When weighted by dollar amount, payments to suppliers average 19 days beyond terms. Based on payments collected up to 24 months.

When weighted by dollar amount, the industry average is GENERALLY WITHIN terms.

Payment Trend	down *	Total Payment Experiences for the HQ	7
Payments Within Terms	91%	Total Placed for Collection	0
Average High Credit	\$3,200	Largest High Credit	\$15,000
Highest Now Owing	\$10,000	Highest Past Due	\$5,000

* compared to payments three months ago

Payment Summary

The Payment Summary section reflects payment information in D&B's file as of the date of this report.

There are 7 payment experiences in D&B's file, with 2 experiences reported during the last three month period. The highest Now Owes on file is \$10,000. The highest Past Due on file is \$5,000.

Top 10 Industries

Industries	Total Received	Total Amounts	Largest High Credit	Within Terms (%)	Days Slow (%)			
					0-30	31-60	61-90	90+
Nonclassified	2	\$150	\$100	100	0	0	0	0
Newspaper-print/publ	1	15,000	15,000	50	50	0	0	0
Ret mail-order house	1	750	750	100	0	0	0	0
Telephone communictns	1	100	100	100	0	0	0	0

Other Payment Categories

Category	Total Received	Total Dollar Amounts	Largest High Credit
Cash Experiences	2	\$50	\$50
Payment record unknown	0	0	0
Unfavorable comments	0	0	0



Decide with Confidence

Page 1 of 1

Placed for Collection

0

0

0

Detailed Payment History

Date Reported	Paying Record	High Credit	Now Owes	Past Due	Selling Terms	Last Sale within(months)
September 2011	Ppt	\$750	\$500	\$0	N30	1
	Ppt	100	0	0	N/A	1
December 2010	Ppt-Slow 30	15,000	10,000	5,000	N/A	1
November 2010	Ppt	100	50	0	N/A	1
	Ppt	50	50	0	N/A	1
May 2010	(006)	50	0	0	Cash account	1
April 2010	(007)	0	0	0	N/A	6-12

Lines shown in red are 30 or more days beyond terms

Each experience shown is from a separate supplier. Updated trade experiences replace those previously reported.

Exhibit C-7
Credit Report

Energy Alliances, Inc. is a privately held corporation and these documents are "CONFIDENTIAL" and are being filed separately under seal along with the appropriate "Motion for Protective Order"



Decide with Confidence

ENERGY ALLIANCES, INC

D-U-N-S® 13-963-6823

Headquarters
8469 Blue Ash Rd Ste A,
Cincinnati, OH 45236

Phone
Fax

513 794-5555
513-794-7777

Business Information Report

Purchase

Last Update

Date:

Date:

11/03/2011

10/11/2011

Executive Summary

Company Info

Year Started 1986
CEO CHARLES SPENCE FAXON, PRESIDENT
Employees 9
Employees Here 5 at this location

D&B Rating

D&B Rating

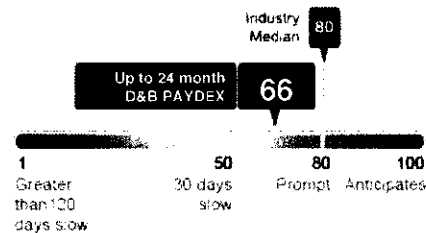
2R2

Composite Credit Appraisal



D&B PAYDEX®

Up to 24 month D&B PAYDEX



Business Information



Decide with Confidence

Business Summary

Branch & Division YES

SIC 8748
Business consulting services, electric services

NAICS 541690
Other Scientific and Technical Consulting Services

History Status CLEAR

Credit Capacity Summary**D&B Rating****2R2**

Composite Credit Appraisal

Prior D&B Rating 2R2

Rating Date 07/11/2011



Payment Activity (based on 7 experiences) USD

Average High Credit \$3,200

Highest Credit 15,000

Total Highest Credit 16,050

Business History

Officers CHARLES SPENCE FAXON, PRESIDENT;
WM H GRAFE, V PRES;
MARK A. BISHOP, SECRETARY;
JOHN FAXON, TREAS-DIR/ACCOUNTS PROCESSING

Directors THE OFFICER(S)

As of 10/11/2011

Business started 1986 by the officers. 100% of capital stock is owned by Charles Spence Faxon.

CHARLES SPENCE FAXON born 1951. 1973 graduated from University of Cincinnati with BA degree. 1969-74 employed by father's company, Faxon Construction & Faxon Development, Cincinnati, OH. 1974-76 employed by M & M Realty, Cincinnati, OH. 1977-83 partner with wife in Spartan Properties, Cincinnati. Partnership dissolved successfully when partners divorced. 1982 to late 1985 vice president of Energy Cost Analysts Inc, Cincinnati. Resigned without criticism, selling interest to other stockholders. Certified energy auditor.

WM H GRAFE born 1950. Is a graduate of Purdue University with Bachelors degree in industrial engineering and the University of Cincinnati with MBA degree. 1971-1982 employed by Paul Smith Co and KDI Corp, Cincinnati. 1982-85 employed by Energy Cost Analysts Inc, Cincinnati, as field auditor. Certified energy auditor.

MARK A. BISHOP born 1959. 1980-1986 attended and graduated from University of Cincinnati, Cincinnati, OH, with BA degree and Masters. 1982-84 employed by Energy Cost Analysts Inc, Cincinnati. 1984-85 employed by Viking Construction as project manager at Myrtle Beach, SC. Active here as marketing director. Certified energy auditor.

JOHN FAXON born 1960. 1978-1982 attended and graduated from University of Cincinnati, Cincinnati, OH, with BA degree. 1982-85 employed by Energy Cost Analysts Inc, Cincinnati, as word processor. Active here as editor of reports.

Business Registration

CORPORATE AND BUSINESS REGISTRATIONS REPORTED BY THE SECRETARY OF STATE OR OTHER OFFICIAL SOURCE AS OF Oct 21 2011:

Registered Name	ENERGY ALLIANCES, INC.	Registration ID	671393	Principals	
		Status	ACTIVE		
Business Type	CORPORATION	Where Filed	SECRETARY OF STATE/CORPORATIONS DIVISION, COLUMBUS, OH	Name	Title
Corporation Type	PROFIT			STEVEN C WILSON	INCORPORATOR



Decide with Confidence

Incorporated Date	02/14/1986	Registered Agent	STEVEN C WILSON 806 MAIN ST, CINCINNATI, OH 452020000
State of Incorporation	OHIO		
Filing Date	02/14/1986		

Government Activity Summary

Activity Summary		Possible candidate for socioeconomic program consideration	
Borrower	No	Labor Surplus Area	N/A
Administrative Debt	No	Small Business	YES (2011)
Grantee	No	Women Owned	N/A
Party Excluded from Federal Programs	No	Minority Owned	N/A
Public Company	N/A		
Contractor	No		
Importer/Exporter	N/A		

The details provided in the Government Activity section are as reported to Dun & Bradstreet by the federal government and other sources.

Operations Data

10/11/2011

Description: Provides business consulting services, specializing in energy conservation. Provides electric services, specializing in electric power broker.

Subject is a member of the Association of Energy Engineers and the Association of Professional Energy Managers. Sells to manufacturers, general public, wholesale, non profit organizations, retail, commercial concerns and government. Territory : Statewide.

Nonseasonal.

Employees: 9 which includes officer(s). 5 employed here.

Facilities: Leases 3,500 sq. ft. on 1st floor of 1.5 story brick building.

Location: Suburban business section on well traveled street.

Industry Data

SIC		NAICS	
Code	Description	Code	Description
87489904	Energy conservation consultant	541690	Other Scientific and Technical Consulting Services
49240100	Gas power broker	221210	Natural Gas Distribution
49119904	Electric power broker	221122	Electric Power Distribution

Family Tree**Branches Domestic**

ENERGY ALLIANCES, INC
(D-U-N-S®:03-248-2019)
515 SHERIDAN RD.
EVANSTON, IL 60202-4703

This list is limited to the first 25 branches, subsidiaries, divisions and affiliates, both domestic and international. Please use the Global Family



Decide with Confidence

Page 4 of 6

[Linkage Link above to view the full listing.](#)

Financial Statements

Key Business Ratios (Based on 18 establishments)

D&B has been unable to obtain sufficient financial information from this company to calculate business ratios. Our check of additional outside sources also found no information available on its financial performance. To help you in this instance, ratios for other firms in the same industry are provided below to support your analysis of this business.

	This Business	Industry Median	Industry Quartile
Profitability			
Return on Sales	UN	4.8	UN
Return on Net Worth	UN	18.8	UN
Short Term Solvency			
Current Ratio	UN	2.6	UN
Quick Ratio	UN	2.0	UN
Efficiency			
Assets Sales	UN	37.0	UN
Sales / Net Working Capital	UN	5.9	UN
Utilization			
Total Liabs / Net Worth	UN	67.4	UN

Most Recent Financial Statement

As of 10/29/2011

The name and address of this business have been confirmed by D&B using available sources.

Indicators

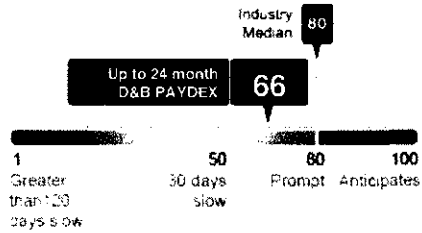
A check of D&B's public records database indicates that no filings were found for ENERGY ALLIANCES INC, 8489 Blue Ash Rd Ste A, Cincinnati, OH. D&B's extensive database of public record information is updated daily to ensure timely reporting of changes and additions. It includes business-related suits, liens, judgments, bankruptcies, UCC financing statements and business registrations from every state and the District of Columbia, as well as select filing types from Puerto Rico and the U.S. Virgin Islands. D&B collects public records through a combination of court reporters, third parties and direct electronic links with federal and local authorities. Its database of U.S. business-related filings is now the largest of its kind.

Paydex

D&B PAYDEX®

**Decide with Confidence**

Shows the D&B PAYDEX scores as calculated up to 3 months and up to 24 months of payment experiences.

Up to 24 month D&B PAYDEX

High risk of late payment (average 30 to 120 days beyond terms)

Medium risk of late payment (average 30 days or less beyond terms)

Low risk of late payment (average prompt to 30+ days sooner)

When weighted by dollar amount, payments to suppliers average 19 days beyond terms. Based on payments collected up to 24 months.

When weighted by dollar amount, the industry average is GENERALLY WITHIN terms.

Payment Trend	down *	Total Payment Experiences for the HQ	7
Payments Within Terms	91%	Total Placed for Collection	0
Average High Credit	\$3,200	Largest High Credit	\$15,000
Highest Now Owing	\$10,000	Highest Past Due	\$5,000

* compared to payments three months ago

Payment Summary

The Payment Summary section reflects payment information in D&B's file as of the date of this report.

There are 7 payment experiences in D&B's file, with 2 experiences reported during the last three month period. The highest Now Owes on file is \$10,000. The highest Past Due on file is \$5,000.

Top 10 Industries

Industries	Total Received	Total Amounts	Largest High Credit	Within Terms (%)	Days Slow (%)			
					0-30	31-60	61-90	90+
Nonclassified	2	\$150	\$100	100	0	0	0	0
Newspaper-print/publ	1	15,000	15,000	50	50	0	0	0
Ret mail-order house	1	750	750	100	0	0	0	0
Telephone communictns	1	100	100	100	0	0	0	0

Other Payment Categories

Category	Total Received	Total Dollar Amounts	Largest High Credit
Cash Experiences	2	\$50	\$50
Payment record unknown	0	0	0
Unfavorable comments	0	0	0



Decide with Confidence

Placed for Collection

0

0

0

Detailed Payment History

Date Reported	Paying Record	High Credit	Now Owes	Past Due	Selling Terms	Last Sale within(months)
September 2011	Ppt	\$750	\$500	\$0	N30	1
	Ppt	100	0	0	N/A	1
December 2010	Ppt-Slow 30	15,000	10,000	5,000	N/A	1
November 2010	Ppt	100	50	0	N/A	1
	Ppt	50	50	0	N/A	1
May 2010	(006)	50	0	0	Cash account	1
April 2010	(007)	0	0	0	N/A	6-12

Lines shown in red are 30 or more days beyond terms

Each experience shown is from a separate supplier. Updated trade experiences replace those previously reported.