

AC
FILE

22

The Public Utilities Commission of Ohio
TELECOMMUNICATIONS APPLICATION FORM for ROUTINE PROCEEDINGS
(Effective: 01/18/2008)

In the Matter of the Application of TCG Ohio)
to introduce text for 8YY Toll Free Transit Service.)

TRF Docket No. 90-9010-TP-TRF

Case No. 08 - 1033 -TP -ATA

NOTE: Unless you have reserved a Case # or are filing a Complaint, leave the "Case No" fields BLANK.

RECEIVED-DOCKETING DIV
 2008 AUG 29 AM 11:00
 PUCO

Name of Registrant(s) TCG Ohio
 DBA(s) of Registrant(s) N/A
 Address of Registrant(s) 225 W. Randolph, 27C500, Chicago, IL 60606
 Company Web Address www.att.com
 Regulatory Contact Person(s) Candice L. Glover
 Regulatory Contact Person's Email Address clglover@att.com
 Contact Person for Annual Report Candice L. Glover
 Address (if different from above) _____

Phone 312-727-0127

Fax 281-664-9892

Phone 312-727-0127

Consumer Contact Information Customer CARE
 Address (if different from above) 777 NW Blue Pkwy, Lees Summit, MO 64086

Phone 800-222-0300

Motion for protective order included with filing? Yes No

Motion for waiver(s) filed affecting this case? Yes No [Note: Waivers may toll any automatic timeframe.]

Section I - Pursuant to Chapter 4901:11-6 OAC - Part I - Please indicate the Carrier Type and the reason for submitting this form by checking the boxes below. CMRS providers: Please see the bottom of Section II.

NOTES: (1) For requirements for various applications, see the identified section of Ohio Administrative Code Section 4901 and/or the supplemental application form noted.

(2) Information regarding the number of copies required by the Commission may be obtained from the Commission's web site at www.puco.ohio.gov under the docketing information system section, by calling the docketing division at 614-466-4095, or by visiting the docketing division at the offices of the Commission.

Carrier Type <input type="checkbox"/> Other (explain below)	<input type="checkbox"/> ILEC	<input checked="" type="checkbox"/> CLEC	<input type="checkbox"/> CTS	<input type="checkbox"/> AOS/IOS
Tier 1 Regulatory Treatment				
Change Rates within approved Range	<input type="checkbox"/> TRF 1-6-04(B) (0 day Notice)	<input type="checkbox"/> TRF 1-6-04(B) (0 day Notice)		
New Service, expanded local calling area, correction of textual error	<input type="checkbox"/> ZTA 1-6-04(B) (0 day Notice)	<input type="checkbox"/> ZTA 1-6-04(B) (0 day Notice)		
Change Terms and Conditions, Introduce non-recurring service charges	<input type="checkbox"/> ATA 1-6-04(B) (Auto 30 days)	<input type="checkbox"/> ATA 1-6-04(B) (Auto 30 days)		
Introduce or Increase Late Payment or Returned Check Charge	<input type="checkbox"/> ATA 1-6-04(B) (Auto 30 days)	<input type="checkbox"/> ATA 1-6-04(B) (Auto 30 days)		
Business Contract	<input type="checkbox"/> CTR 1-6-17 (0 day Notice)	<input type="checkbox"/> CTR 1-6-17 (0 day Notice)		
Withdrawal	<input type="checkbox"/> ATW 1-6-12(A) (Non-Auto)	<input type="checkbox"/> ATW 1-6-12(A) (Auto 30 days)		
Raise the Ceiling of a Rate	Not Applicable	<input type="checkbox"/> SLF 1-6-04(B) (Auto 30 days)		
Tier 2 Regulatory Treatment				
Residential - Introduce non-recurring service charges	<input type="checkbox"/> TRF 1-6-05(E) (0 day Notice)	<input type="checkbox"/> TRF 1-6-05(E) (0 day Notice)		
Residential - Introduce New Tariffed Tier 2 Service(s)	<input type="checkbox"/> TRF 1-6-05(C) (0 day Notice)	<input type="checkbox"/> TRF 1-6-05(C) (0 day Notice)	<input type="checkbox"/> TRF 1-6-05(C) (0 day Notice)	
Residential - Change Rates, Terms and Conditions, Promotions, or Withdrawal	<input type="checkbox"/> TRF 1-6-05(E) (0 day Notice)	<input type="checkbox"/> TRF 1-6-05(E) (0 day Notice)	<input type="checkbox"/> TRF 1-6-05(E) (0 day Notice)	
Residential - Tier 2 Service Contracts	<input type="checkbox"/> CTR 1-6-17 (0 day Notice)	<input type="checkbox"/> CTR 1-6-17 (0 day Notice)	<input type="checkbox"/> CTR 1-6-17 (0 day Notice)	
Commercial (Business) Contracts	Not Filed	Not Filed	Not Filed	
Business Services (see "Other" below)	Detariffed	Detariffed	Detariffed	
Residential & Business Toll Services (see "Other" below)	Detariffed	Detariffed	Detariffed	

~~This is a copy of the original application that was filed. It is not an accurate and complete reproduction of a case file document delivered in the regular course of business.~~

Technician SM Date Processed 8/29/08

Section I – Part II – Certificate Status and Procedural

Certificate Status	ILEC	CLEC	CTS	AOS/IOS
Certification (See Supplemental ACE form)		<input type="checkbox"/> ACE 1-6-10 (Auto 30 days)	<input type="checkbox"/> ACE 1-6-10 (Auto 30 days)	<input type="checkbox"/> ACE 1-6-10 (Auto 30 days)
Add Exchanges to Certificate	<input type="checkbox"/> ATA 1-6-09(C) (Auto 30 days)	<input type="checkbox"/> AAC 1-6-10(F) (0 day Notice)	CLECs must attach a current CLEC Exchange Listing Form	
Abandon all Services - With Customers	<input type="checkbox"/> ABN 1-6-11(A) (Non-Auto)	<input type="checkbox"/> ABN 1-6-11(A) (Auto 90 day)	<input type="checkbox"/> ABN 1-6-11(B) (Auto 14 day)	<input type="checkbox"/> ABN 1-6-11(B) (Auto 14 day)
Abandon all Services - Without Customers		<input type="checkbox"/> ABN 1-6-11(A) (Auto 30 days)	<input type="checkbox"/> ABN 1-6-11(B) (Auto 14 day)	<input type="checkbox"/> ABN 1-6-11(B) (Auto 14 day)
Change of Official Name (See below)	<input type="checkbox"/> ACN 1-6-14(B) (Auto 30 days)	<input type="checkbox"/> ACN 1-6-14(B) (Auto 30 days)	<input type="checkbox"/> CIO 1-6-14(A) (0 day Notice)	<input type="checkbox"/> CIO 1-6-14(A) (0 day Notice)
Change in Ownership (See below)	<input type="checkbox"/> ACO 1-6-14(B) (Auto 30 days)	<input type="checkbox"/> ACO 1-6-14(B) (Auto 30 days)	<input type="checkbox"/> CIO 1-6-14(A) (0 day Notice)	<input type="checkbox"/> CIO 1-6-14(A) (0 day Notice)
Merger (See below)	<input type="checkbox"/> AMT 1-6-14(B) (Auto 30 days)	<input type="checkbox"/> AMT 1-6-14(B) (Auto 30 days)	<input type="checkbox"/> CIO 1-6-14(A) (0 day Notice)	<input type="checkbox"/> CIO 1-6-14(A) (0 day Notice)
Transfer a Certificate (See below)	<input type="checkbox"/> ATC 1-6-14(B) (Auto 30 days)	<input type="checkbox"/> ATC 1-6-14(B) (Auto 30 days)	<input type="checkbox"/> CIO 1-6-14(A) (0 day Notice)	<input type="checkbox"/> CIO 1-6-14(A) (0 day Notice)
Transaction for transfer or lease of property, plant or business (See below)	<input type="checkbox"/> ATR 1-6-14(B) (Auto 30 days)	<input type="checkbox"/> ATR 1-6-14(B) (Auto 30 days)	<input type="checkbox"/> CIO 1-6-14(A) (0 day Notice)	<input type="checkbox"/> CIO 1-6-14(A) (0 day Notice)
Procedural				
Designation of Process Agent(s)	<input type="checkbox"/> TRF (0 day Notice)	<input type="checkbox"/> TRF (0 day Notice)	<input type="checkbox"/> TRF (0 day Notice)	<input type="checkbox"/> TRF (0 day Notice)

Section II – Carrier to Carrier (Pursuant to 4901:1-7), CMRS and Other

Carrier to Carrier	ILEC	CLEC		
Interconnection agreement, or amendment to an approved agreement	<input type="checkbox"/> NAG 1-7-07 (Auto 90 day)	<input type="checkbox"/> NAG 1-7-07 (Auto 90 day)		
Request for Arbitration	<input type="checkbox"/> ARB 1-7-09 (Non-Auto)	<input type="checkbox"/> ARB 1-7-09 (Non-Auto)		
Introduce or change c-t-c service tariffs,	<input type="checkbox"/> ATA 1-7-14 (Auto 30 day)	<input checked="" type="checkbox"/> ATA 1-7-14 (Auto 30 day)		
Introduce or change access service pursuant to 07-464-TP-COI	<input type="checkbox"/> ATA (Auto 30 day)			
Request rural carrier exemption, rural carrier suspension or modification	<input type="checkbox"/> UNC 1-7-04 or (Non-Auto) 1-7-05	<input type="checkbox"/> UNC 1-7-04 or (Non-Auto) 1-7-05		
Pole attachment changes in terms and conditions and price changes.	<input type="checkbox"/> UNC 1-7-23(B) (Non-Auto)	<input type="checkbox"/> UNC 1-7-05 (Non-Auto)		
CMRS Providers See 4901:1-6-15	<input type="checkbox"/> RCC [Registration & Change in Operations] (0 day)	<input type="checkbox"/> NAG [Interconnection Agreement or Amendment] (Auto 90 days)		
Other* (explain) _____				

*NOTE: During the interim period between the effective date of the rules and an Applicant's Detariffing Filing, changes to existing business Tier 2 and all toll services, including the addition of new business Tier 2 and all new toll services, will be processed as 0-day TRF filings, and briefly described in the "Other" section above.

All Section I and II applications that result in a change to one or more tariff pages require, at a minimum, the following exhibits. Other exhibits may be required under the applicable rule(s). ACN, ACO, AMT, ATC, ATR and CIO applications see the 4901:1-6-14 Filing Requirements on the Commission's Web Page for a complete list of exhibits.

Exhibit	Description:
A	The tariff pages subject to the proposed change(s) as they exist before the change(s)
B	The Tariff pages subject to the proposed change(s), reflecting the change, with the change(s) marked in the right margin.
C	A short description of the nature of the change(s), the intent of the change(s), and the customers affected.
D	A copy of the notice provided to customers, along with an affidavit that the notice was provided according to the applicable rule(s).

Section III. – Attestation

Registrant hereby attests to its compliance with pertinent entries and orders issued by the Commission.

AFFIDAVIT

Compliance with Commission Rules and Service Standards

I am an officer/agent of the applicant corporation, Candice L. Glover, and am authorized to make this statement on its behalf.
(Name)

I attest that these tariffs comply with all applicable rules, including the Minimum Telephone Service Standards (MTSS) Pursuant to Chapter 4901:1-5 OAC for the state of Ohio. I understand that tariff notification filings do not imply Commission approval and that the Commission's rules, including the Minimum Telephone Service Standards, as modified and clarified from time to time, supersede any contradictory provisions in our tariff. We will fully comply with the rules of the state of Ohio and understand that noncompliance can result in various penalties, including the suspension of our certificate to operate within the state of Ohio.

I declare under penalty of perjury that the foregoing is true and correct.

Executed on (Date) 8/27/08 at (Location) Chicago, IL

Candice L. Glover

*(Signature and Title)

Manager (Date) 8-27-08

- This affidavit is required for every tariff-affecting filing. It may be signed by counsel or an officer of the applicant, or an authorized agent of the applicant.

VERIFICATION

I, Candice L. Glover

verify that I have utilized the Telecommunications Application Form for Routine Proceedings provided by the Commission and that all of the information submitted here, and all additional information submitted in connection with this case, is true and correct to the best of my knowledge.

*(Signature and Title) Candice L. Glover

, Manager (Date) 8-27-08

*Verification is required for every filing. It may be signed by counsel or an officer of the applicant, or an authorized agent of the applicant.

Send your completed Application Form, including all required attachments as well as the required number of copies, to:

Public Utilities Commission of Ohio
Attention: Docketing Division
180 East Broad Street, Columbus, OH 43215-3793

.Or

Make such filing electronically as directed in Case No 06-900-AU-WVR

EXHIBIT A

SECTION 4 - CALL COMPLETION SERVICE

4.1 General

Call Completion Service provides for the capability of originating and terminating intrastate long distance calls to and from an end user's premises to a customer's facilities via TCG's switch.

(D)
|
(D)

4.2 Call Completion Service Arrangement

Call Completion is provided as a trunkside connection, Feature Group D (FGD), to TCG's switches with an associated Carrier Identification Code (CIC) for the customer's use in originating and terminating communications.

(T)
(T)

4.3 Manner of Provisioning

Call Completion Service is provisioned as FGD at the DS1 level using D3/D4 format (as defined in AT&T TR62411) on a per trunk basis and is differentiated by type and directionality of transmission. Originating traffic type represents capacity for carrying traffic from the end user to the customer; Terminating traffic represents capacity for carrying traffic from the customer to the end user. All traffic must be associated with customer-provided Carrier Identification Code (CIC).

(T)

An out of band signaling connection (Common Channel Signaling Access Services Port) is required in conjunction with FGD service equipped with out of band signaling. Out of band signaling allows the customer to pass call set-up information path utilizing Signaling System 7 (SS7) protocol which is separate from the message path. This connection is provided at the DS0 level and provides the interconnection between TCG's Signal Transfer Point (STP) and the customer's Signaling Point of Interconnection (SPOI).

(T)

4.4 Provisioning and Description of FGD

FGD is provided as trunk side switching and may be provided with wink start and MF pulsing signals and answer and disconnect supervisory signaling. Out of band signaling may also be specified.

(C)
(C)

Issued: December 9, 2003

Effective: January 10, 2004

Filed in Accordance With Case No. 03-2377-TP-ATA.
By: Leslie Buford, District Manager
222 W. Adams, Chicago, IL 60606

SECTION 4 - CALL COMPLETION SERVICE (CONT'D)

4.4 Provisioning and Description of FGD (Cont'd)

- C. Charge Number (CN) This option provides for the automatic transmission of the ten-digit billing number of the calling station number and originating line information. The protocol for CN is contained in Technical reference TR-TSV-000905. This feature is only available when out of band signaling is specified.
- D. Carrier Selection Parameter (CSP) This option provides for the automatic transmission of a signaling indicator which signifies to the customer whether the call being processed originated from a presubscribed end user of that customer. The protocol for CSP is contained in Technical reference TR-TSV-000905. This feature is only available when out of band signaling is specified.
- E. 800 Data Base Access Service. 800 Data Base Access Service is an originating only trunk side service. When an 800+NXX+XXXX call is originated by an end user, the Company will perform customer identification based on screening of the full ten-digits of the 800 number to determine the location to which the call is to be routed.

800 Data Base Access Service calls will be delivered to the customer directly from a Company end office only when the end office is equipped with 800 Data Base query functionality, i.e., the ability to query the 800 Data Base to perform ten-digit customer identification. When the end office does not have 800 data Base query functionality, 800 calls will be blocked.

Call Completion rates and charges apply to 800 data Base Access services calls originated from the Company end offices. In addition to Call Completion usage charges, a basic query charge as specified in 4.5.2(G) following applies to each 800 Data Base Access service call delivered to the customer. A basic query charge consists of customer identification (i.e., Carrier Identification Number (CIC), delivery of the ten-digit number, ANI, and the allowable area of service, designated by the customer, from which 800 calls can be received.

Some material on this page previously appeared on Page 30.

Issued: December 9, 2003

Effective: January 10, 2004

Filed in Accordance With Case No. 03-2377-TP-ATA.
By: Leslie Buford, District Manager
222 W. Adams, Chicago, IL 60606

SECTION 4 - CALL COMPLETION SERVICE (CONT'D)

4.7 Call Completion Rate Application

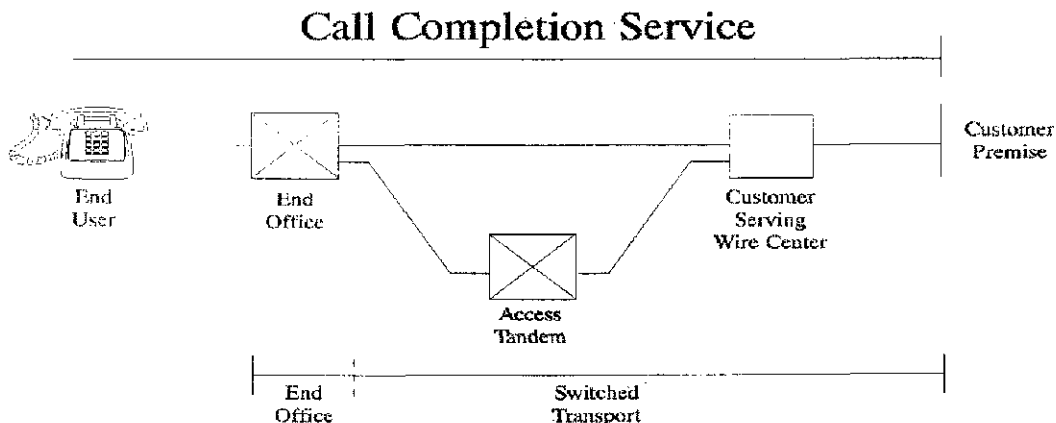
(T)

Non-recurring and usage rates apply for each Call Completion Service furnished by the Company. Non-recurring charges are the one time charges that apply for a specific work activity, (e.g., new installations or changes to existing installations). Usage rates apply only when a specific rate element is used. They apply on a per Call Completion Service access minute and are accumulated over a monthly period.

4.7.1 Rate Categories

(T)

The following diagram depicts a generic view of the components of Call completion Service and the manner in which the components are combined to provide a complete service.



4.7.2 Switched Transport

(T)

Switched transport provides the transmission facilities between the customer premises or collocated interconnection location and the Company's end-office switch(es) where the customer's traffic is switched to originate or terminate customer's communications.

A. Entrance Facility Rate Category

An Entrance Facility provides the communications path between a customer's premises and the Company serving wire center (SWC) of that premises for the sole use of the customer. The Entrance Facility is provided as DS1 and/or DS3 service. An Entrance Facility is required whether the customer's premises and the serving wire center are located in the same or different buildings.

(T)

SECTION 4 - CALL COMPLETION SERVICE CONT'D

4.7 Call Completion Rate Application (Cont'd) (T)

4.7.2 Switched Transport (Cont'd) (T)

B. Direct Trunk Transport Rate Category

Direct Trunk Transport provides the transmission path from the serving wire center of the customer's premises to an end office or as an option from the serving wire center to a tandem office. This transmission path is dedicated to the use of a single customer.

Direct Trunked Transport rate category is comprised of a monthly fixed rate and a monthly per mile rate based on the facility provided, i.e., DS1 or DS3. The fixed rate provides the circuit equipment at the ends of the transmission links. The per mile rate provides the transmission facilities, including intermediate transmission circuit equipment, between the end points of the circuit. The Direct Trunked Transport rate is the sum of the fixed and per mile rates. For purposes of determining the per mile rate, mileage shall be measured as airline mileage between the serving wire center of the customer's premises and the end office or directly to the access tandem using the V&H coordinates method. (T)

C. Tandem Switched Transport Rate Category

Tandem Trunk Transport provides the transmission path from the SWC of the customer's premises to an end office utilizing tandem switching functions. Tandem Switched Transport consists of circuits dedicated to the use of a single customer from the customer's premises to the access tandem and circuits used in common by multiple customers. For Tandem Switched Transport the Company will determine the type of facilities from the SWC of the customer's premises to the end office based on the customer's order for service based on a busy hour minutes of capacity basis or on a per trunk basis. (T)

The Tandem Switched Transport rate category is comprised of a Tandem Transport fixed MOU rate, Tandem Transport Per Mile/Per MOU rate, and a Tandem Switching MOU rate. The fixed rate provides the circuit equipment at the end of the interoffice transmission links. The per mile rate provides the transmission facilities, including intermediate transmission circuit equipment, between the end points of the interoffice circuits. For purposes of determining the per mile rate, mileage shall be measured as airline mileage between the tandem office and the end office using the V&H coordinates method for all of the customers usage at that specific tandem. The rate elements applicable to Tandem Switched transport facilities include the fixed and per mile Tandem Switched transport rate elements. The Tandem Switching rate element provides for the tandem switching functions. (T)

Issued: December 9, 2003

Effective: January 10, 2004

Filed in Accordance With Case No. 03-2377-TP-ATA.
By: Leslie Buford, District Manager
222 W. Adams, Chicago, IL 60606

SECTION 4 - CALL COMPLETION SERVICE CONT'D

4.7 Call Completion Rate Application (Cont'd) (T)

4.7.2 Switched Transport (Cont'd) (T)

C. Tandem Switched Transport Rate Category (Cont'd) (T)

In addition, the customer has the option to purchase direct trunks to the access tandem as specified above. If the customer chooses this option, the per mile/per MOU rate shall be measured between the tandem office and the end office (common traffic) using the V&H coordinates method for all of the customer's usage at that specific tandem. The tandem transport fixed per MOU and per mile rates will apply. In addition, the Tandem Switching rate will apply when the ILEC charges TCG for tandem switching for UNE-P and when TCG in a facilities-based environment provides tandem switching.

(T)
|
(T)

D. Common Channel Signaling Access

Common Channel Signaling Access (CCSA) is comprised of a STP Port Termination rate and a STP Link Transport rate.

The STP Port termination rate provides for the point of termination to the signal switching capability of the STP.

The STP Link Transport rate provides for the transmission facilities between the SWC of the customer designated premises and the Company STP. STP Link Transport may be provided by an Interconnector that has a collocated interconnection node in a wire center or other location where one of the Company's STP's is located.

E. Interface Groups

Interface Groups are provided for terminating the Switched Transport at the customer's premises. Each Interface Group provides a specified interface at the customer's facilities, (e.g., DS1, DS3). Where transmission facilities permit, the individual transmission path between the customer's premises and the first point of switching may at the option of the customer be provided with optional features.

Interface Group 6 provides DS1 level digital transmission at the point of termination at the customer's premises. The interface is capable of transmitting electrical signals at a nominal 1.544 Mbps, with the capability to channelize up to 24 voice frequency transmission paths. The interface is provided with individual transmission path bit stream supervisory signaling.

Issued: December 9, 2003

Effective: January 10, 2004

Filed in Accordance With Case No. 03-2377-TP-ATA.
By: Leslie Buford, District Manager
222 W. Adams, Chicago, IL 60606

SECTION 4 - CALL COMPLETION SERVICE. CONT'D

4.7 Call Completion Rate Application (Cont'd) (T)

4.7.3 End Office (Cont'd) (T)

D. Chargeable Optional Features

1. 800 Data Base Access Service

a. 800 Data Base Query Charge

The basic query charge is assessed the customer based on the query of the 800+NXX+XXXX number dialed and/or delivered to the customer in conjunction with 800 Data Base Access Service. 800+NXX+XXXX calls delivered to the customer are based on information derived via queries to the 800 Data Base.

2. Operator Transfer

This option allows end user Customers who dial 0- to be transferred to the Customer's Operator service by TCG operators.

Material previously appearing on this page now appears on Page 37.1.

Issued: December 9, 2003

Effective: January 10, 2004

Filed in Accordance With Case No. 03-2377-TP-ATA.
By: Leslie Buford, District Manager
222 W. Adams, Chicago, IL 60606

EXHIBIT B

SECTION 4 - CALL COMPLETION SERVICE

4.1 General

Call Completion Service provides for the capability of originating and terminating intrastate long distance calls to and from an end user's premises to a customer's facilities via TCG's switch.

Toll Free 8YY Transit Service is an access service in which the Company transports Toll Free traffic originated by a third party who is not an end user or other user of the Company's local exchange service through its wire center to an Interexchange Carrier Customer.

(N)

Connectivity options for Toll Free 8YY Transit Traffic service include (1) direct connection utilizing a Direct End Office Trunk (DEOT) from the Company's switch to the IXC or (2) indirect connection via a tandem provider's switch.

(N)

4.2 Call Completion Service Arrangement

Call Completion is provided as a trunkside connection, Feature Group D (FGD), to TCG's switches with an associated Carrier Identification Code (CIC) for the customer's use in originating and terminating communications.

4.3 Manner of Provisioning

Call Completion Service is provisioned as FGD at the DS1 level using D3/D4 format (as defined in AT&T TR62411) on a per trunk basis and is differentiated by type and directionality of transmission. Originating traffic type represents capacity for carrying traffic from the end user to the customer or Toll Free Transit Traffic originated by a third party who is not an end user of the Company; Terminating traffic represents capacity for carrying traffic from the customer to the end user. All traffic must be associated with customer-provided Carrier Identification Code (CIC).

(N)

(N)

An out of band signaling connection (Common Channel Signaling Access Services Port) is required in conjunction with FGD service equipped with out of band signaling. Out of band signaling allows the customer to pass call set-up information path utilizing Signaling System 7 (SS7) protocol which is separate from the message path. This connection is provided at the DS0 level and provides the interconnection between TCG's Signal Transfer Point (STP) and the customer's Signaling Point of Interconnection (SPOI).

4.4 Provisioning and Description of FGD

FGD is provided as trunk side switching and may be provided with wink start and MF pulsing signals and answer and disconnect supervisory signaling. Out of band signaling may also be specified.

Issued: AUGUST 29, 2008

Effective: OCTOBER 1, 2008

Filed under authority of Entry issued by the Public Utilities Commission of Ohio, in Case No. 08-1033-TP-ATA.

Carol Paulsen, Director
San Antonio, Texas

SECTION 4 - CALL COMPLETION SERVICE (CONT'D)

4.4 Provisioning and Description of FGD (Cont'd)

- C. Charge Number (CN) This option provides for the automatic transmission of the ten-digit billing number of the calling station number and originating line information. The protocol for CN is contained in Technical reference TR-TSV-000905. This feature is only available when out of band signaling is specified.
- D. Carrier Selection Parameter (CSP) This option provides for the automatic transmission of a signaling indicator which signifies to the customer whether the call being processed originated from a presubscribed end user of that customer. The protocol for CSP is contained in Technical reference TR-TSV-000905. This feature is only available when out of band signaling is specified.
- E. 800 Data Base Access Service and Toll Free 8YY Transit Traffic Service. 800 Data Base Access Service is an originating only trunk side service. When an 800+NXX+XXXX call is originated by an end user, the Company will perform customer identification based on screening of the full ten-digits of the 800 number to determine the location to which the call is to be routed.

(N)

Toll Free 8YY Transit Traffic Service is an access service in which the Company transports Toll Free traffic originated by a third party who is not an end user or other user of the Company's local exchange or exchange access service through its wire center to an Interexchange Carrier Customer. The connection to the interexchange carrier can be either directly via a Direct End Office Trunk from the Company's switch to the IXC or indirectly via the tandem provider's switching facility. This service provides for the use of the Tandem Switching, Tandem Termination, Tandem Facility and 800 Data Base Query functionalities.

(N)

To the extent the Company jointly provides Toll Free 8YY Transit Traffic Service in conjunction with a third-party carrier's switched access service, pursuant to that third party carrier's tariff or other authority, for that third party carrier's portion of the total service, the Company and third party carrier(s) will enter into a billing agreement with all billing carriers which is consistent with the provisions contained in MECAB. Toll Free 8YY Transit Traffic Service calls routed to a tandem provider's switching facility will conform to the LATA restrictions as defined both in said tandem provider's switched access tariff and in MECAB.

(N)

Issued: AUGUST 29, 2008

Effective: OCTOBER 1, 2008

Filed under authority of Entry issued by the Public Utilities Commission of Ohio, in Case No. 08-1033-TP-ATA.

Carol Paulsen, Director
San Antonio, Texas

SECTION 4 - CALL COMPLETION SERVICE (CONT'D)

4.4 Provisioning and Description of FGD (Cont'd)

800 Data Base Access Service calls and Toll Free 8YY Transit Traffic Service calls will be delivered to the customer directly from a Company end office only when the end office is equipped with 800 Data Base query functionality, i.e., the ability to query the 800 Data Base to perform ten-digit customer identification. When the end office does not have 800 data Base query functionality, 800 calls will be blocked. (N)

Call Completion rates and charges apply to 800 data Base Access services calls originated from the Company and calls originating from the Toll Free 8YY Transit Traffic Service. In addition to Call Completion usage charges, a basic query charge as specified in 4.5.2(G) following applies to each 800 Data Base Access service call delivered to the customer and to each Toll Free 8YY Transit Traffic service call delivered to the customer. A basic query charge consists of customer identification {i.e., Carrier Identification Number (CIC), delivery of the ten-digit number, ANI, and the allowable area of service, designated by the customer, from which 800 calls can be received. (N)

Issued: AUGUST 29, 2008

Effective: OCTOBER 1, 2008

Filed under authority of Entry issued by the Public Utilities Commission of Ohio, in Case No. 08-1033-TP-ATA.

Carol Paulsen, Director
San Antonio, Texas

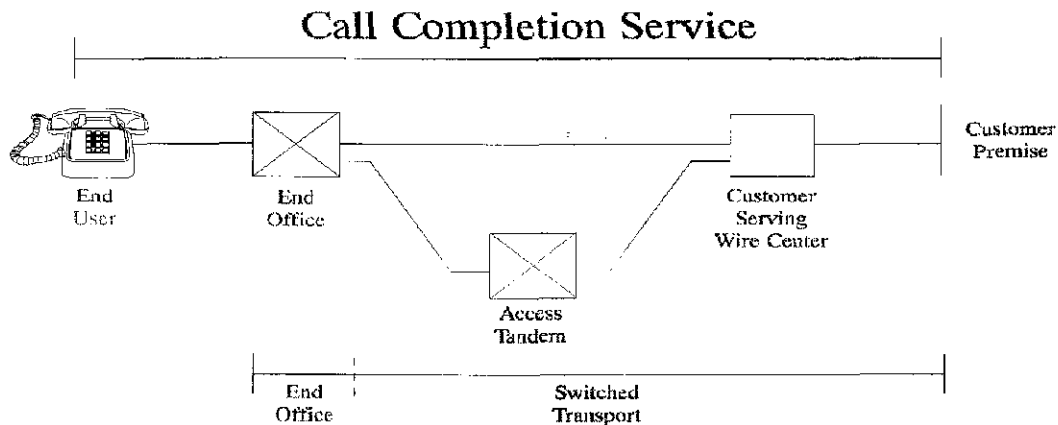
SECTION 4 - CALL COMPLETION SERVICE (CONT'D)

4.7 Call Completion Rate Application

Non-recurring and usage rates apply for each Call Completion Service furnished by the Company. Non-recurring charges are the one time charges that apply for a specific work activity, (e.g., new installations or changes to existing installations). Usage rates apply only when a specific rate element is used. They apply on a per Call Completion Service access minute and are accumulated over a monthly period.

4.7.1 Rate Categories

The following diagram depicts a generic view of the components of Call completion Service and the manner in which the components are combined to provide a complete service.



Material previously appearing on this page now appears on Page 32.1. and Page 33.

Issued: AUGUST 29, 2008

Effective: OCTOBER 1, 2008

Filed under authority of Entry issued by the Public Utilities Commission of Ohio, in Case No. 08-1033-TP-ATA.

Carol Paulsen, Director
San Antonio, Texas

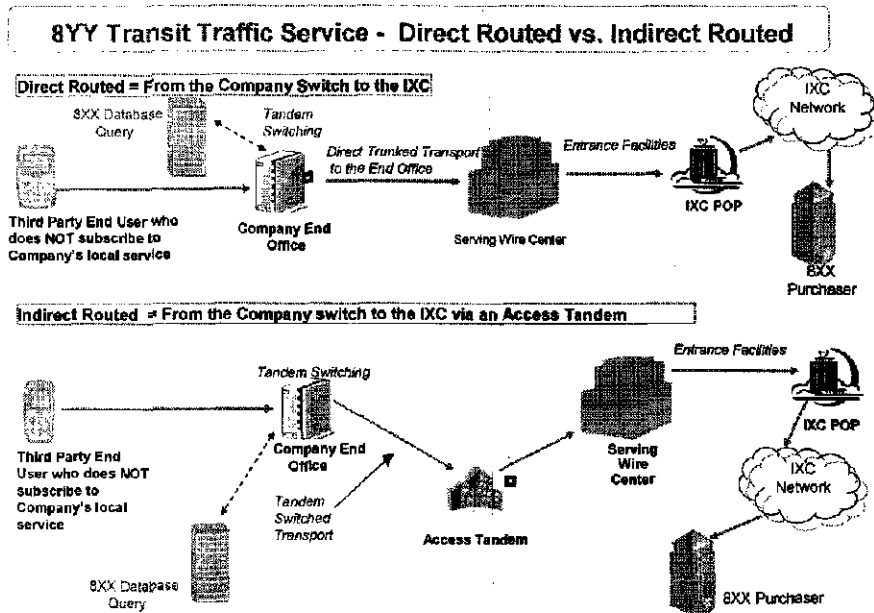
SECTION 4 - CALL COMPLETION SERVICE (CONT'D)

4.7 Call Completion Rate Application (Cont'd)

(N)

4.7.1 Rate Categories (Cont'd)

The following diagram depicts the call flow for 8YY Transit Traffic Service.



(N)

4.7.2 Switched Transport

Switched transport provides the transmission facilities between the customer premises or collocated interconnection location and the Company's end-office switch(es) where the customer's traffic is switched to originate or terminate customer's communications.

SECTION 4 - CALL COMPLETION SERVICE CONT'D

4.7 Call Completion Rate Application (Cont'd)

4.7.2 Switched Transport (Cont'd)

A. Entrance Facility Rate Category

An Entrance Facility provides the communications path between a customer's premises and the Company serving wire center (SWC) of that premises for the sole use of the customer. The Entrance Facility is provided as DS1 and/or DS3 service. An Entrance Facility is required whether the customer's premises and the serving wire center are located in the same or different buildings.

B. Direct Trunk Transport Rate Category

Direct Trunk Transport provides the transmission path from the serving wire center of the customer's premises to an end office or as an option from the serving wire center to a tandem office. This transmission path is dedicated to the use of a single customer.

Direct Trunked Transport rate category is comprised of a monthly fixed rate and a monthly per mile rate based on the facility provided, i.e., DS1 or DS3. The fixed rate provides the circuit equipment at the ends of the transmission links. The per mile rate provides the transmission facilities, including intermediate transmission circuit equipment, between the end points of the circuit. The Direct Trunked Transport rate is the sum of the fixed and per mile rates. For purposes of determining the per mile rate, mileage shall be measured as airline mileage between the serving wire center of the customer's premises and the end office or directly to the access tandem using the V&H coordinates method.

C. Tandem Switched Transport Rate Category

Tandem Trunk Transport provides the transmission path from the SWC of the customer's premises to an end office utilizing tandem switching functions. Tandem Switched Transport consists of circuits dedicated to the use of a single customer from the customer's premises to the access tandem and circuits used in common by multiple customers. For Tandem Switched Transport the Company will determine the type of facilities from the SWC of the customer's premises to the end office based on the customer's order for service based on a busy hour minutes of capacity basis or on a per trunk basis.

Issued: AUGUST 29, 2008

Effective: OCTOBER 1, 2008

Filed under authority of Entry issued by the Public Utilities Commission of Ohio, in Case No. 08-1033-TP-ATA.

Carol Paulsen, Director
San Antonio, Texas

SECTION 4 - CALL COMPLETION SERVICE CONT'D

4.7 Call Completion Rate Application (Cont'd)

4.7.2 Switched Transport (Cont'd)

C. Tandem Switched Transport Rate Category (Cont'd)

The Tandem Switched Transport rate category is comprised of a Tandem Transport fixed MOU rate, Tandem Transport Per Mile/Per MOU rate, and a Tandem Switching MOU rate. The fixed rate provides the circuit equipment at the end of the interoffice transmission links. The per mile rate provides the transmission facilities, including intermediate transmission circuit equipment, between the end points of the interoffice circuits. For purposes of determining the per mile rate, mileage shall be measured as airline mileage between the tandem office and the end office using the V&H coordinates method for all of the customers usage at that specific tandem. The rate elements applicable to Tandem Switched transport facilities include the fixed and per mile Tandem Switched transport rate elements. The Tandem Switching rate element provides for the tandem switching functions. The Tandem Switched Transport Rate Category applies to Toll Free 8YY Transit Traffic Service.

(N)
(N)

In addition, the customer has the option to purchase direct trunks to the access tandem as specified above. If the customer chooses this option, the per mile/per MOU rate shall be measured between the tandem office and the end office (common traffic) using the V&H coordinates method for all of the customer's usage at that specific tandem. The tandem transport fixed per MOU and per mile rates will apply. In addition, the Tandem Switching rate will apply when the ILEC charges TCG for tandem switching for UNE-P and when TCG in a facilities-based environment provides tandem switching.

(1) 8YY Transit Traffic: Directed Routed

(N)

For direct-routed 8YY Transit Traffic, the tandem switching rate element will be billed. The tandem switching charge is in addition to the 800 Database Service charge described in Section 4.4.

(2) 8YY Transit Traffic: Indirect-Routed

For indirect-routed 8YY Transit Traffic, the following 3 rate elements will be billed: Tandem switching, tandem transport (fixed), tandem transport facility (per mile). These rate elements are in addition to the 800 Database Service Charge described in this section.

(N)

Material previously appearing on this page now appears on Page 34.1

Issued: AUGUST 29, 2008

Effective: OCTOBER 1, 2008

Filed under authority of Entry issued by the Public Utilities Commission of Ohio, in Case No. 08-1033-TP-ATA.

Carol Paulsen, Director
San Antonio, Texas

SECTION 4 - CALL COMPLETION SERVICE CONT'D

4.7 Call Completion Rate Application (Cont'd)

4.7.2 Switched Transport (Cont'd)

D. Common Channel Signaling Access

Common Channel Signaling Access (CCSA) is comprised of a STP Port Termination rate and a STP Link Transport rate.

The STP Port termination rate provides for the point of termination to the signal switching capability of the STP.

The STP Link Transport rate provides for the transmission facilities between the SWC of the customer designated premises and the Company STP. STP Link Transport may be provided by an Interconnector that has a collocated interconnection node in a wire center or other location where one of the Company's STP's is located.

E. Interface Groups

Interface Groups are provided for terminating the Switched Transport at the customer's premises. Each Interface Group provides a specified interface at the customer's facilities, (e.g., DS1, DS3). Where transmission facilities permit, the individual transmission path between the customer's premises and the first point of switching may at the option of the customer be provided with optional features.

Interface Group 6 provides DS1 level digital transmission at the point of termination at the customer's premises. The interface is capable of transmitting electrical signals at a nominal 1.544 Mbps, with the capability to channelize up to 24 voice frequency transmission paths. The interface is provided with individual transmission path bit stream supervisory signaling.

Issued: AUGUST 29, 2008

Effective: OCTOBER 1, 2008

Filed under authority of Entry issued by the Public Utilities Commission of Ohio, in Case No. 08-1033-TP-ATA.

Carol Paulsen, Director
San Antonio, Texas

SECTION 4 - CALL COMPLETION SERVICE. CONT'D

4.7 Call Completion Rate Application (Cont'd)

4.7.3 End Office (Cont'd)

D. Chargeable Optional Features

1. 800 Data Base Access Service

a. 800 Data Base Query Charge

The basic query charge is assessed the customer based on the query of the 800+NXX+XXXX number dialed and/or delivered to the customer in conjunction with 800 Data Base Access Service or Toll Free 8YY Transit Traffic Service. 800+NXX+XXXX calls delivered to the customer are based on information derived via queries to the 800 Data Base. (N)

2. Operator Transfer

This option allows end user Customers who dial 0- to be transferred to the Customer's Operator service by TCG operators.

Issued: AUGUST 29, 2008

Effective: OCTOBER 1, 2008

Filed under authority of Entry issued by the Public Utilities Commission of Ohio, in Case No. 08-1033-TP-ATA.

Carol Paulsen, Director
San Antonio, Texas

EXHIBIT C

TCG Ohio (TCG) is filing this application to introduce language for 8YY Toll Free Transit Service.