

BEFORE

THE PUBLIC UTILITIES COMMISSION OF OHIO

In the Matter of the Application of)
Duke Energy Ohio to Adjust and Set) Case No. 14-1263-EL-RDR
the Rate for Rider BTR.)

**REVISED APPLICATION OF DUKE ENERGY OHIO
TO ADJUST AND SET THE RATES FOR RIDER BTR**

Duke Energy Ohio, Inc., (Duke Energy Ohio) is an Ohio corporation engaged in the business of supplying electric transmission, distribution, and generation service to customers in southwestern Ohio, all of whom will be affected by this Application, and is a public utility as defined by R. C. 4905.02 and 4905.03. Duke Energy Ohio serves incorporated communities and unincorporated territory within its entire service area, which includes all or parts of Adams, Brown, Butler, Clinton, Clermont, Hamilton, Montgomery, and Warren Counties in Ohio.

In support of its Application, Duke Energy Ohio states as follows:

1. On July 17, 2014, Duke Energy Ohio submitted an application in this proceeding to adjust and set its Rider BTR. Subsequent to the filing of that application, the Company has discovered that certain corrections needed to be made. Duke Energy Ohio submits this revised application for approval by the Commission. Revised attachments are included with this application and should supersede and replace the attachments previously submitted.

2. This Application is made pursuant to O.A.C. Chapter 4901:1-36 and the Opinion and Order of the Commission, issued May 25, 2011, in Case No. 11-2641-EL-RDR, *et al.*

(Opinion and Order).¹ In its Opinion and Order, the Commission approved a stipulation in which the signatory parties agreed, among other things, that Duke Energy Ohio would implement a base transmission rate rider (Rider BTR).²

3. Rider BTR is a nonbypassable rider that is designed to recover all other costs billed to Duke Energy Ohio under tariffs approved by the Federal Energy Regulatory Commission (FERC). FERC-approved costs include fees associated with the realignment of regional transmission organization (RTO) memberships, such as exit and entrance fees and integration costs, as well as transmission expansion planning costs assessed by the RTOs into which the Company has realigned and from which the Company has exited.

4. The stipulation approved by the Commission in its Opinion and Order includes an agreement to credit customers for the first \$121 million in regional transmission expansion plan (RTEP) costs billed by PJM Interconnection LLC.

5. Schedules supporting the calculation of the proposed rate for Rider BTR are provided as attachments hereto. The schedules support the calculations for the various cost components that were approved for recovery through Rider BTR. Each individual cost to be recovered is allocated among the rate classes on a 12 coincident peak (CP) demand basis, except Schedule 1A, which is allocated on an energy basis. The rate to be recovered from each rate class on an energy basis, except DS, DP and TS, is determined by dividing the total allocated class revenue requirement by the respective kWh sales. The rate to be recovered from DS, DP, and TS customers is determined by dividing the total allocated class revenue requirement by the

¹ *In the Matter of the Application of Duke Energy Ohio, Inc., for Approval of the Establishment of Rider BTR and Associated Tariff Approval*, Case No. 11-2641-EL-RDR, *et al.*, Opinion and Order (May 25, 2011).

² The Opinion and Order also approved establishment of Rider RTO (Regional Transmission Organization). The rate under Rider RTO is currently zero. *See In the Matter of the Application of Duke Energy Ohio, Inc. to Adjust its Regional Transmission Organization Rider, Rider RTO*, Case No. 13-1633-EL-RDR, Letter (June 20, 2014). No adjustment of Rider RTO is being sought in this Application.

respective kW demand. The RTEP credit is first allocated between residential and non-residential customers on a 12 CP demand basis, with the amount of the credit given back to all customers on an energy basis, taking the allocated cost to each group (residential and non-residential) and dividing by the respective kWh sales.

6. Attached hereto are the following schedules, numbered to correspond with the information required by the Appendix to O.A.C. Rule 4901:1-36-03:


Schedule A-1	Copy of proposed tariff schedule (Rider BTR)
Schedule A-2	Copy of redlined current tariff schedule (Rider BTR), showing changes as compared with the tariff approved by the Commission
Schedule B-1	Summary of Total Projected Transmission Costs/Revenues
Schedule B-2	Summary of Current versus Proposed Transmission Revenues
Schedule B-3	Summary of Current and Proposed Rates
Schedule B-4	Graphs
Schedule B-5	Typical Bill Comparisons
Schedule C-1	Projected Transmission Costs/Revenues by Month
Schedule C-2	Monthly Projected Costs/Revenues by Rate Schedule
Schedule C-3	Projected Transmission Cost Recovery Rider Rate Calculations
Schedule D-1	Reconciliation Adjustment – Monthly Costs
Schedule D-2	Monthly Revenues Collected from each Rate Schedule
Schedule D-3	Monthly Over- and Under-recovery
Schedule D-3a	Carrying Cost Calculation

7. Also attached to this Application is the additional information required biennially by O.A.C. Rule 4901:1-36-06, explaining policies and procedures for minimizing costs in the transmission cost recovery rider, where the electric utility has control over such costs.

WHEREFORE, Duke Energy Ohio respectfully requests that the Commission approve this Application and the attached tariff and rates for Rider BTR and order rates to be effective September 30, 2014.

Respectfully submitted,

Duke Energy Ohio, Inc.



Amy B. Spiller (0047277)

Deputy General Counsel

Jeanne W. Kingery (Counsel of Record) (0012172)

Associate General Counsel

Duke Energy Business Services LLC

139 East Fourth Street, 1303-Main

P.O. Box 960

Cincinnati, Ohio 45201-0960

614-222-1334

amy.spiller@duke-energy.com

jeanne.kingery@duke-energy.com

**REVISED SCHEDULE A-1
PROPOSED TARIFF**

RIDER BTR

BASE TRANSMISSION RIDER

APPLICABILITY

Applicable to all retail jurisdictional customers in the Company's electric service area.

CHARGE

The Base Transmission Rider charges detailed below are to recover transmission costs related to the provision of retail transmission service in Duke Energy Ohio's service territory. Costs recoverable in this rider include transmission-related costs charged to Duke Energy Ohio by the Federal Energy Regulatory Commission (FERC), a FERC-approved regional transmission organization, or the Public Utilities Commission of Ohio (PUCO) including:

Schedule 1A	Transmission Owner Scheduling, System Control, and Dispatch
Schedule 2	Reactive Supply and Voltage Control from Generation or Other Sources Service
Schedule 12	Transmission Enhancement Charges

Network Integration Transmission Service – Pursuant to Attachment H-22A
Transmission Expansion Planning Costs billed directly or indirectly from the Midcontinent ISO, Inc.
Consultant fees incurred by the PUCO and billed to Duke Energy Ohio
Other transmission-related costs incurred by Duke Energy Ohio as approved by the FERC and the PUCO.

Costs recoverable under Rider BTR are limited to those charges approved by the FERC and the PUCO subject to R.C. 4928.05 and O.A.C. 4901:1-36.

Rider BTR contains two components: a BTR charge and an RTEP credit to reflect a Stipulation approved by the Commission in Case No. 11-2641-EL-RDR. Both components apply to all customers. The RTEP credit is a reduction to bills for all rate classes and reflects an agreement to credit the first \$121 million in RTEP costs billed to the Company's retail load.

RATE

The BTR charges and RTEP credits for each rate schedule are shown in the following tables. Both the BTR charge and the offsetting RTEP credit apply to all customers:

<u>BTR Charge Tariff Sheet</u>	<u>BTR Charge</u> (per kWh/kW)
Rate RS, RSLI, RS3P, Residential Service All kWh	\$0.004826
Rate ORH, Optional Residential Service With Electric Space Heating All kWh	\$0.004826
Rate TD-AM, Time-of-Day Rate For Residential Service With Advance Metering All kWh	\$0.004826

Filed pursuant to an Order dated _____ in Case No. 14-1263-EL-RDR before the Public Utilities Commission of Ohio.

Issued: _____

Effective: September 30, 2014

Issued by James P. Henning, President

Duke Energy Ohio
139 East Fourth Street
Cincinnati, Ohio 45202

P.U.C.O. Electric No. 19
Sheet No. 89.03
Cancels and Supersedes
Sheet No. 89.02
Page 2 of 3

<u>BTR Charge Tariff Sheet</u>	<u>BTR Charge</u> (per kWh/kW)
Rate TD, Optional Time-of-Day Rate All kWh	\$0.004826
Rate CUR, Common Use Residential Rate All kWh	\$0.004826
Rate TD-CPP_LITE, Optional Critical Peak Pricing Rate For Residential Service With Advance Metering All kWh	\$0.004826
Rate TD-LITE, Optional Time-of-Day Rate For Residential Service With Advance Metering All kWh	\$0.004826
Rate DS, Service at Secondary Distribution Voltage All kW	\$1.321600
Rate GS-FL, Optional Unmetered For Small Fixed Loads All kWh	\$0.004992
Rate EH, Optional Rate For Electric Space Heating All kWh	\$0.005182
Rate DM, Secondary Distribution Service, Small All kWh	\$0.004875
Rate DP, Service at Primary Distribution Voltage All kW	\$1.804000
Rate SFL-ADPL, Optional Unmetered Rate For Small Fixed Loads Attached Directly to Company's Power Lines All kWh	\$0.004992
Rate TS, Service at Transmission Voltage All kVA	\$1.874600
Rate SL, Street Lighting Service All kWh	\$0.000918
Rate TL, Traffic Lighting Service All kWh	\$0.000918
Rate OL, Outdoor Lighting Service All kWh	\$0.000918
Rate NSU, Street Lighting Service for Non-Standard Units All kWh	\$0.000918
Rate NSP, Private Outdoor Lighting for Non-Standard Units All kWh	\$0.000918
Rate SC, Street Lighting Service - Customer Owned All kWh	\$0.000918
Rate SE, Street Lighting Service - Overhead Equivalent All kWh	\$0.000918
Rate UOLS, Unmetered Outdoor Lighting Electric Service All kWh	\$0.000918

Filed pursuant to an Order dated _____ in Case No. 14-1263-EL-RDR before the Public Utilities Commission of Ohio.

Issued: _____

Effective: September 30, 2014

Issued by James P. Henning, President

RTEP Credit

<u>Tariff Sheet</u>	<u>RTEP Credit</u>
	(per kWh)
Rate RS, RSLI, RS3P, Residential Service	\$0.000788
Rate ORH, Optional Residential Service With Electric Space Heating	\$0.000788
Rate TD-AM, Time-of-Day Rate For Residential Service With Advance Metering	\$0.000788
Rate TD, Optional Time-of-Day Rate	\$0.000788
Rate CUR, Common Use Residential Rate	\$0.000788
Rate TD-CPP_LITE, Optional Critical Peak Pricing Rate For Residential Service With Advance Metering	\$0.000788
Rate TD-LITE, Optional Time-of-Day Rate For Residential Service With Advance Metering	\$0.000788
Rate DS, Service at Secondary Distribution Voltage	\$0.000655
Rate EH, Optional Rate For Electric Space Heating	\$0.000655
Rate DM, Secondary Distribution Service, Small	\$0.000655
Rate DP, Service at Primary Distribution Voltage	\$0.000655
Rate GS-FL, Optional Unmetered For Small Fixed Loads	\$0.000655
Rate SFL-ADPL, Optional Unmetered Rate For Small Fixed Loads Attached Directly to Company's Power Lines	\$0.000655
Rate TS, Service at Transmission Voltage	\$0.000655
Rate SL, Street Lighting Service	\$0.000655
Rate TL, Traffic Lighting Service	\$0.000655
Rate OL, Outdoor Lighting Service	\$0.000655
Rate NSU, Street Lighting Service for Non-Standard Units	\$0.000655
Rate NSP, Private Outdoor Lighting for Non-Standard Units	\$0.000655
Rate SC, Street Lighting Service - Customer Owned	\$0.000655
Rate SE, Street Lighting Service - Overhead Equivalent	\$0.000655
Rate UOLS, Unmetered Outdoor Lighting Electric Service	\$0.000655

Filed pursuant to an Order dated _____ in Case No. 14-1263-EL-RDR before the Public Utilities Commission of Ohio.

Issued: _____

Effective September 30, 2014

Issued by James P. Henning, President

**REVISED SCHEDULE A-2
REDLINED CURRENT TARIFF**

Duke Energy Ohio
139 East Fourth Street
Cincinnati, Ohio 45202

P.U.C.O. Electric No. 19
Sheet No. 89.0203
Cancels and Supersedes
Sheet No. 89.0402
Page 1 of 3

RIDER BTR

BASE TRANSMISSION RIDER

APPLICABILITY

Applicable to all retail jurisdictional customers in the Company's electric service area.

CHARGE

The Base Transmission Rider charges detailed below are to recover transmission costs related to the provision of retail transmission service in Duke Energy Ohio's service territory. Costs recoverable in this rider include transmission-related costs charged to Duke Energy Ohio by the Federal Energy Regulatory Commission (FERC), a FERC-approved regional transmission organization, or the Public Utilities Commission of Ohio (PUCO) including:

Schedule 1A	Transmission Owner Scheduling, System Control, and Dispatch
Schedule 2	Reactive Supply and Voltage Control from Generation or Other Sources Service
Schedule 12	Transmission Enhancement Charges

~~Network Integrated-Integration~~ Transmission Service – Pursuant to Attachment H-22A
Transmission Expansion Planning Costs billed directly or indirectly from the Midwest-Midcontinent ISO, Inc.

Consultant fees incurred by the PUCO and billed to Duke Energy Ohio
Other transmission-related costs incurred by Duke Energy Ohio as approved by the FERC and the PUCO.

Costs recoverable under Rider BTR are limited to those charges approved by the FERC and the PUCO subject to R.C. 4928.05 and O.A.C. 4901:1-36.

Rider BTR contains two components: a BTR charge and an RTEP credit to reflect a Stipulation approved by the Commission in Case No. 11-2641-EL-RDR. Both components apply to all customers. The RTEP credit is a reduction to bills for all rate classes and reflects an agreement to credit the first \$121 million in RTEP costs billed to the Company's retail load.

RATE

The BTR charges and RTEP credits for each rate schedule are shown in the following tables. Both the BTR charge and the offsetting RTEP credit apply to all customers:

<u>BTR Charge Tariff Sheet</u>	<u>BTR Charge</u> (per kWh/kW)
Rate RS, RSLI, RS3P, Residential Service All kWh	\$0.004683004826
Rate ORH, Optional Residential Service With Electric Space Heating All kWh	\$0.004683004826
Rate TD-AM, Time-of-Day Rate For Residential Service With Advance Metering All kWh	\$0.004683004826

Filed pursuant to an Order dated September 18, 2013 in Case No. ~~13-163314-1263~~-EL-RDR before the Public Utilities Commission of Ohio.

Issued: ~~September 24, 2013~~

Effective: ~~September 30, 2013~~ September 30, 2014

Issued by James P. Henning, President

Duke Energy Ohio
139 East Fourth Street
Cincinnati, Ohio 45202

P.U.C.O. Electric No. 19
Sheet No. 89.0203
Cancels and Supersedes
Sheet No. 89.0402
Page 2 of 3

<u>BTR Charge Tariff Sheet</u>	<u>BTR Charge</u> (per kWh/kW)
Rate TD, Optional Time-of-Day Rate All kWh	\$0.004683004826
Rate CUR, Common Use Residential Rate All kWh	\$0.004683004826
Rate TD-CPP_LITE, Optional Critical Peak Pricing Rate For Residential Service With Advance Metering All kWh	\$0.004683004826
Rate TD-LITE, Optional Time-of-Day Rate For Residential Service With Advance Metering All kWh	\$0.004683004826
Rate DS, Service at Secondary Distribution Voltage All kW	\$1.2517001.321600
Rate GS-FL, Optional Unmetered For Small Fixed Loads All kWh	\$0.004546004992
Rate EH, Optional Rate For Electric Space Heating All kWh	\$0.004750005182
Rate DM, Secondary Distribution Service, Small All kWh	\$0.004622004875
Rate DP, Service at Primary Distribution Voltage All kW	\$1.5840001.804000
Rate SFL-ADPL, Optional Unmetered Rate For Small Fixed Loads Attached Directly to Company's Power Lines All kWh	\$0.004546004992
Rate TS, Service at Transmission Voltage All kVA	\$1.7895001.874600
Rate SL, Street Lighting Service All kWh	\$0.000552000918
Rate TL, Traffic Lighting Service All kWh	\$0.000552000918
Rate OL, Outdoor Lighting Service All kWh	\$0.000552000918
Rate NSU, Street Lighting Service for Non-Standard Units All kWh	\$0.000552000918
Rate NSP, Private Outdoor Lighting for Non-Standard Units All kWh	\$0.000552000918
Rate SC, Street Lighting Service - Customer Owned All kWh	\$0.000552000918
Rate SE, Street Lighting Service - Overhead Equivalent All kWh	\$0.000552000918
Rate UOLS, Unmetered Outdoor Lighting Electric Service All kWh	\$0.000552000918

Filed pursuant to an Order dated September 18, 2013 in Case No. 13-163314-1263-EL-RDR before the Public Utilities Commission of Ohio.

Issued: ~~September 24, 2013~~

Effective: ~~September 30, 2013~~ September 30, 2014

Issued by James P. Henning, President

Duke Energy Ohio
139 East Fourth Street
Cincinnati, Ohio 45202

P.U.C.O. Electric No. 19
Sheet No. 89.0203
Cancels and Supersedes
Sheet No. 89.0402
Page 3 of 3

RTEP Credit

Tariff Sheet

RTEP Credit
(per kWh)

Rate RS, RSLI, RS3P, Residential Service	\$0.000519000788
Rate ORH, Optional Residential Service With Electric Space Heating	\$0.000519000788
Rate TD-AM, Time-of-Day Rate For Residential Service With Advance Metering	\$0.000519000788
Rate TD, Optional Time-of-Day Rate	\$0.000519000788
Rate CUR, Common Use Residential Rate	\$0.000519000788
Rate TD-CPP_LITE, Optional Critical Peak Pricing Rate For Residential Service With Advance Metering	\$0.000519000788
Rate TD-LITE, Optional Time-of-Day Rate For Residential Service With Advance Metering	\$0.000519000788
Rate DS, Service at Secondary Distribution Voltage	\$0.000422000655
Rate EH, Optional Rate For Electric Space Heating	\$0.000422000655
Rate DM, Secondary Distribution Service, Small	\$0.000422000655
Rate DP, Service at Primary Distribution Voltage	\$0.000422000655
Rate GS-FL, Optional Unmetered For Small Fixed Loads	\$0.000422000655
Rate SFL-ADPL, Optional Unmetered Rate For Small Fixed Loads Attached Directly to Company's Power Lines	\$0.000422000655
Rate TS, Service at Transmission Voltage	\$0.000422000655
Rate SL, Street Lighting Service	\$0.000422000655
Rate TL, Traffic Lighting Service	\$0.000422000655
Rate OL, Outdoor Lighting Service	\$0.000422000655
Rate NSU, Street Lighting Service for Non-Standard Units	\$0.000422000655
Rate NSP, Private Outdoor Lighting for Non-Standard Units	\$0.000422000655
Rate SC, Street Lighting Service - Customer Owned	\$0.000422000655
Rate SE, Street Lighting Service - Overhead Equivalent	\$0.000422000655
Rate UOLS, Unmetered Outdoor Lighting Electric Service	\$0.000422000655

Filed pursuant to an Order dated September 18, 2013 in Case No. 13-163314-1263-EL-RDR before the Public Utilities Commission of Ohio.

Issued ~~September 24, 2013~~

Effective ~~September 30, 2013~~ September 30, 2014

Issued by James P. Henning, President

**REVISED SCHEDULE B-1
SUMMARY OF TOTAL PROJECTED
TRANSMISSION COSTS / REVENUES**

Schedule B-1
REVISED

Duke Energy Ohio, Inc.
Base Transmission Rider
Summary of Total Projected Transmission Costs/Revenues
For the Period October 2014 through September 2015

Line	Description	Costs 10/1/2014 - 9/30/2015	Allocation Basis
Costs Included in Rider BTR			
1	Network Integrated Transmission Services (NITS) ⁽¹⁾	\$64,325,446	Demand
2	Schedule 1A - Transmission Owner Scheduling and System Control and Dispatch ⁽²⁾	\$1,803,398	Energy
3	Schedule 2 - Reactive Supply and Voltage Control from Generation and Other Sources ⁽²⁾	\$4,910,966	Demand
4	Schedule 12 - Regional Transmission Expansion Planning (RTEP) ⁽²⁾	\$12,811,693	Demand
5	Midwest Transmission Expansion Planning (MTEP) ⁽³⁾	\$4,960,464	Demand
6	Day-Ahead Load Response Charge Allocation ⁽²⁾	\$215,500	Demand
7	Real-Time Load Response Charge Allocation ⁽²⁾	\$298,815	Demand
8	Non-Firm Point-to-Point (Billing Line 2140)	(\$91,361)	Demand
9	Total Costs Recoverable in Rider BTR	\$89,234,921	
10	RTEP Credit	(\$12,811,693)	
11	Total Net Costs Recoverable in Rider BTR	\$76,423,228	

- Notes: (1) Projection based on Attachment H-22A filed with FERC on May 15, 2014.
(2) Annualized invoice charges supplied by PJM for the period June 2013 through May 2014.
(3) Projection based on annualization of MISO's June 2014, Schedule 38, MTEP cost recovery allocated to Duke Energy Ohio.

**REVISED SCHEDULE B-2
SUMMARY OF CURRENT versus
PROPOSED TRANSMISSION REVENUES**

Duke Energy Ohio, Inc.
Base Transmission Rider
Summary of Current versus Proposed Transmission Revenues
For the Period October 2014 through September 2015

Line	Rate Schedule (a)	Proposed Rate \$/kW-month (b)	Current Rate \$/kWh ⁽¹⁾ (c)	Current Rate \$/kWh ⁽²⁾ (d)	Current Rate \$/kWh ⁽²⁾ (e)	Billing Determinants ⁽¹⁾ kW (f)	kWh (g)	Proposed Revenues \$ (h)	Current Revenues ⁽²⁾ \$ (i)	Variance \$ (j)	Percentage Change (k)
1	Residential (RS, TD, ORH)	0.004038	0.004038	0.004164	0.004164	7,542,354.571	31,405,364.43	\$ 30,455,027.76	\$ 31,405,364.43	\$ (950,336.67)	-3.03%
2	Secondary Distribution (DS)	1.321600	(0.000655)	1.251700	(0.000422)	20,842,835	6,491,500,442	23,284,090.11	23,349,688.55	(55,598.44)	-0.24%
3	Electric Space Heating (EH)	0.004527	0.004527	0.004328	0.004328	75,412,884	341,394.13	341,394.13	326,386.96	15,007.17	4.60%
4	Secondary Distribution Service Small (DM)	0.004220	0.004220	0.004200	0.004200	566,887.928	2,392,267.06	2,392,267.06	2,380,929.30	11,337.76	0.48%
5	Unmetered Small Fixed Loads (GSFL, ADPL)	0.004337	0.004337	0.004124	0.004124	30,563,830	132,555.33	132,555.33	126,045.23	6,510.10	5.16%
6	Primary Distribution Voltage (DP)	1.804000	(0.000655)	1.584900	(0.000422)	5,063,641	2,231,402.683	7,673,239.61	7,083,172.69	589,526.92	8.32%
7	Transmission Voltage (TS)	1.874600	(0.000655)	1.789500	(0.000422)	6,106,481	3,285,631,716	9,295,120.51	9,541,011.17	(245,890.66)	-2.58%
8	Lighting	0.000263	0.000263	0.000130	0.000130	116,361.678	30,603.12	30,603.12	15,127.02	15,476.09	102.31%
9	Total							\$ 73,615,297.63	\$ 74,239,265.35	\$ (613,967.72)	

Notes: (1) Demand and energy based on actual data for the 12 months ended 5/31/2014. Includes all demand and energy on Duke Energy Ohio's system.

(2) Current revenues are calculated based on current BTR rates and all demand and energy on Duke Energy Ohio's system.

(3) Rates RS, TD, ORH, EH, DM, GSFL, ADPL and Lighting consist of a BTR charge (Schedule C-3) and a RTEP credit (Schedule C-3a).

**REVISED SCHEDULE B-3
SUMMARY OF CURRENT AND
PROPOSED TRANSMISSION RATES**

Schedule B-3
REVISED


Duke Energy Ohio, Inc.
Base Transmission Rider
Summary of Current and Proposed Rates
For the Period October 2014 through September 2015

Line	Rate Schedule (a)	Proposed Rate		Current Rate		Variance		Percentage Change	
		\$/kW-month (b)	\$/kWh ⁽¹⁾ (c)	\$/kW-month (d)	\$/kWh ⁽¹⁾ (e)	\$/kW-month (f)	\$/kWh (g)	\$/kW-month (h)	\$/kWh (i)
1	Residential (RS, TD, ORH)		0.004038		0.004164	(0.000126)			-3.03%
2	Secondary Distribution (DS)	1.321600	(0.000655)	1.251700	(0.000422)	0.0699	(0.000233)	5.58%	-55.21%
3	Electric Space Heating (EH)		0.004527		0.004328	0.000199			4.60%
4	Secondary Distribution Service Small (DM)		0.004220		0.004200	0.000020			0.48%
5	Unmetered Small Fixed Loads (GSFL, ADPL)		0.004337		0.004124	0.000213			5.16%
6	Primary Distribution Voltage (DP)	1.804000	(0.000655)	1.584900	(0.000422)	0.2191	(0.000233)	13.82%	-55.21%
7	Transmission Voltage (TS)	1.874600	(0.000655)	1.789500	(0.000422)	0.0851	(0.000233)	4.76%	-55.21%
8	Lighting		0.000263		0.000130	0.000133			102.31%
9	Total								

Notes: (1) Rates RS, TD, ORH, EH, DM, GSFL, ADPL and lighting consist of a BTR charge (Schedule C-3) and a RTEP credit (Schedule C-3a).

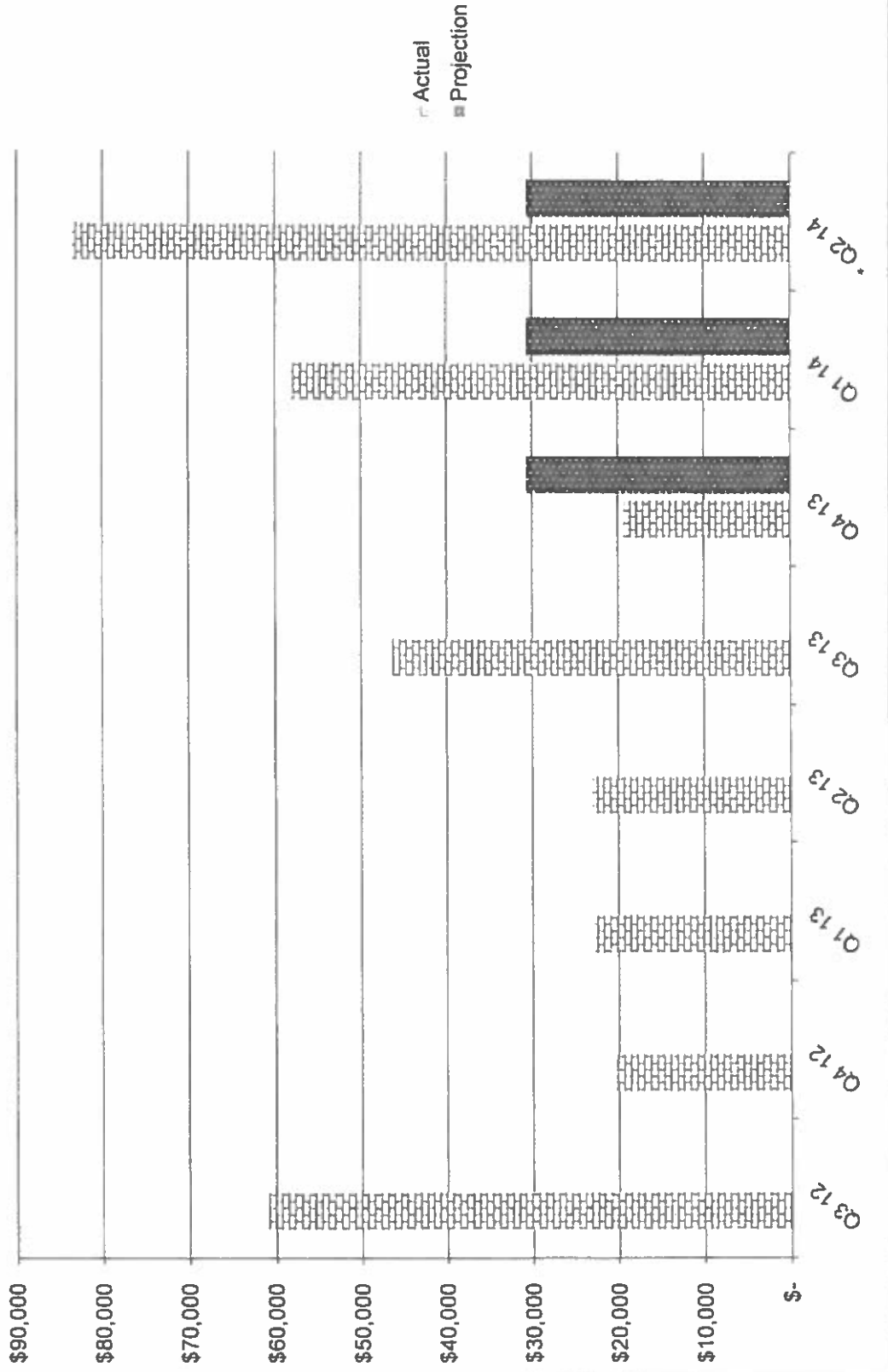
**SCHEDULE B-4
GRAPHS**

Duke Energy Ohio NITS

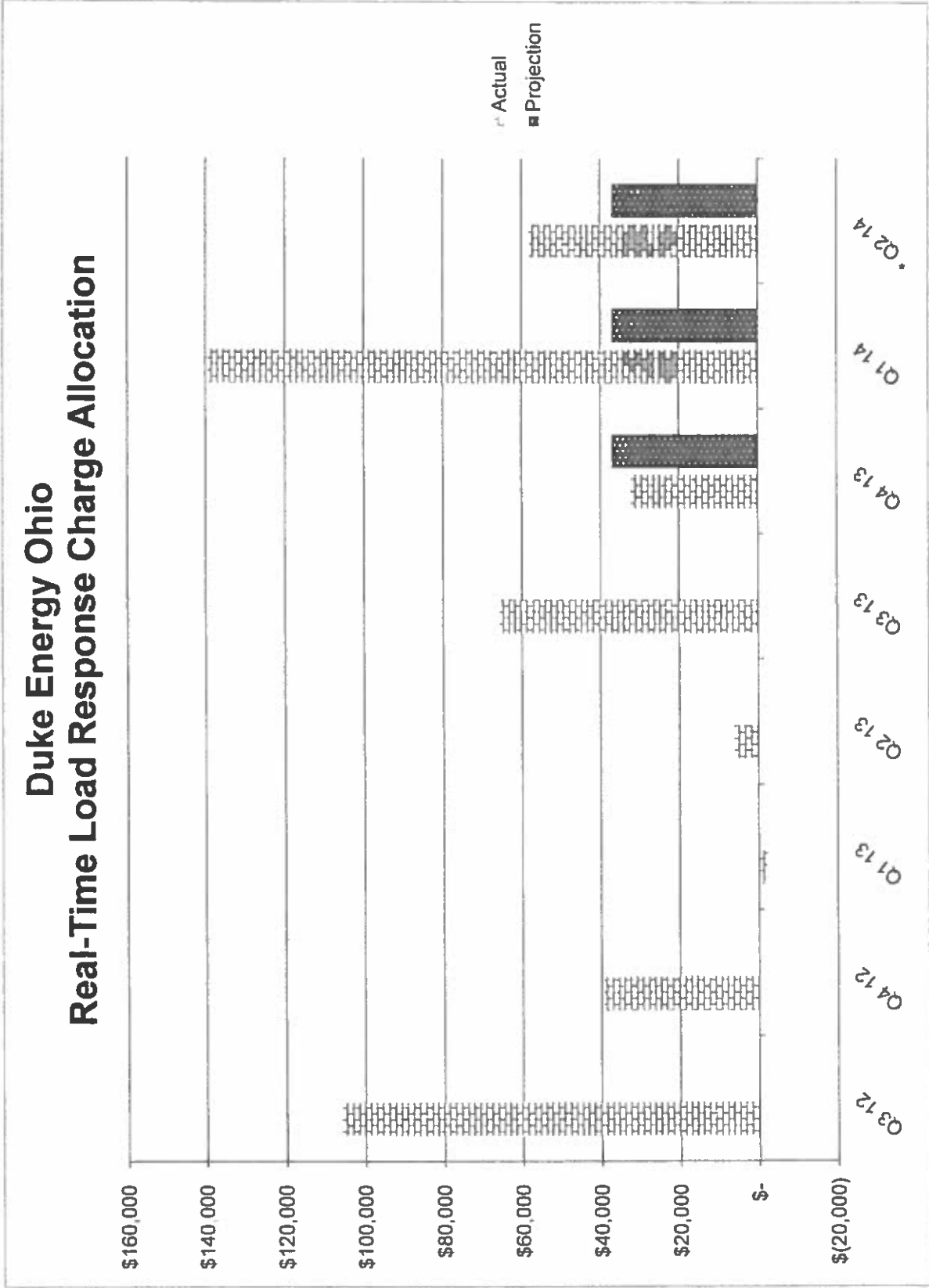


* 2nd Quarter 2014 actual cost includes only 2 months

Duke Energy Ohio Day-Ahead Load Response Charge Allocation

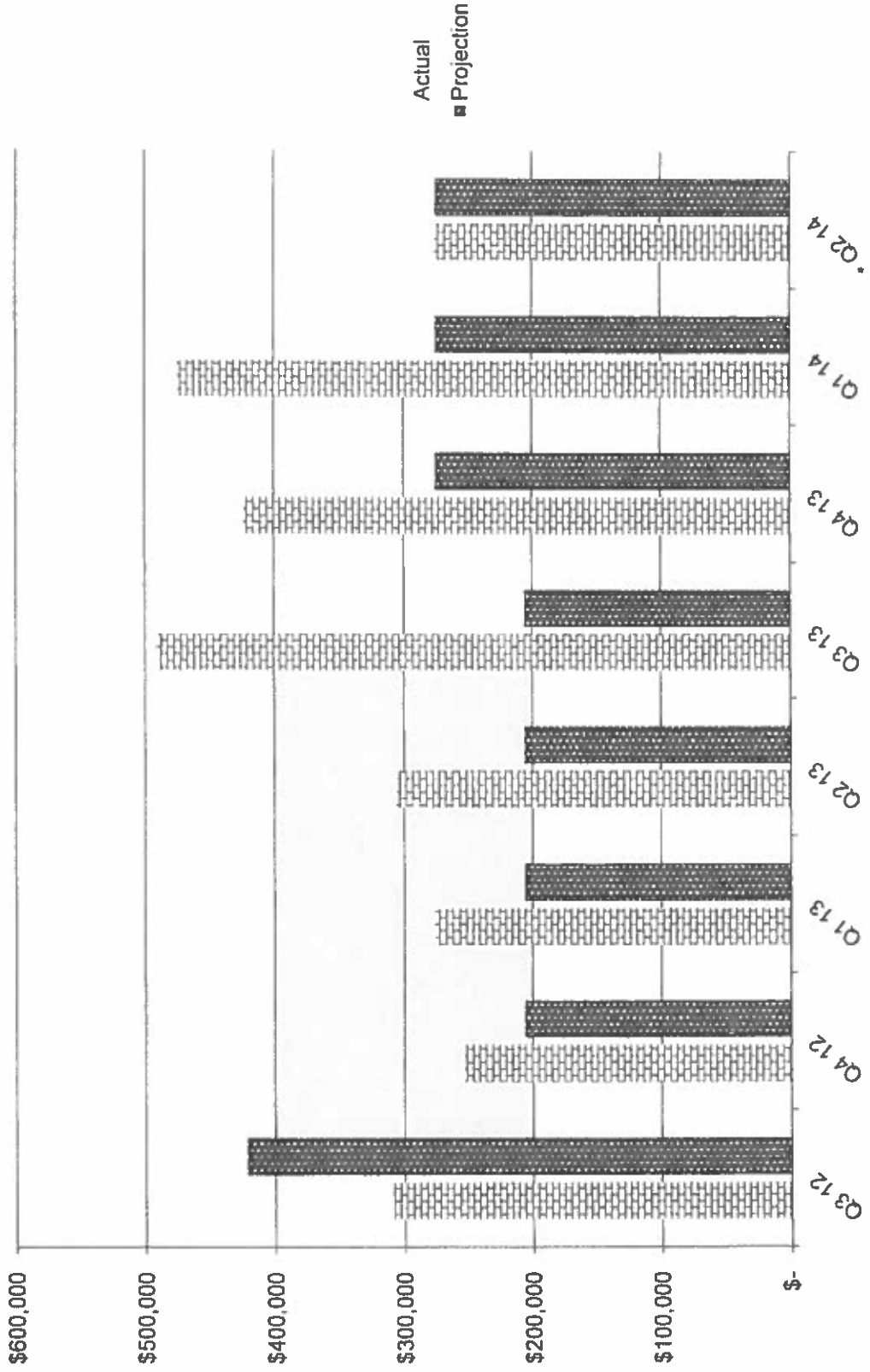


* 2nd Quarter 2014 actual cost includes only 2 months



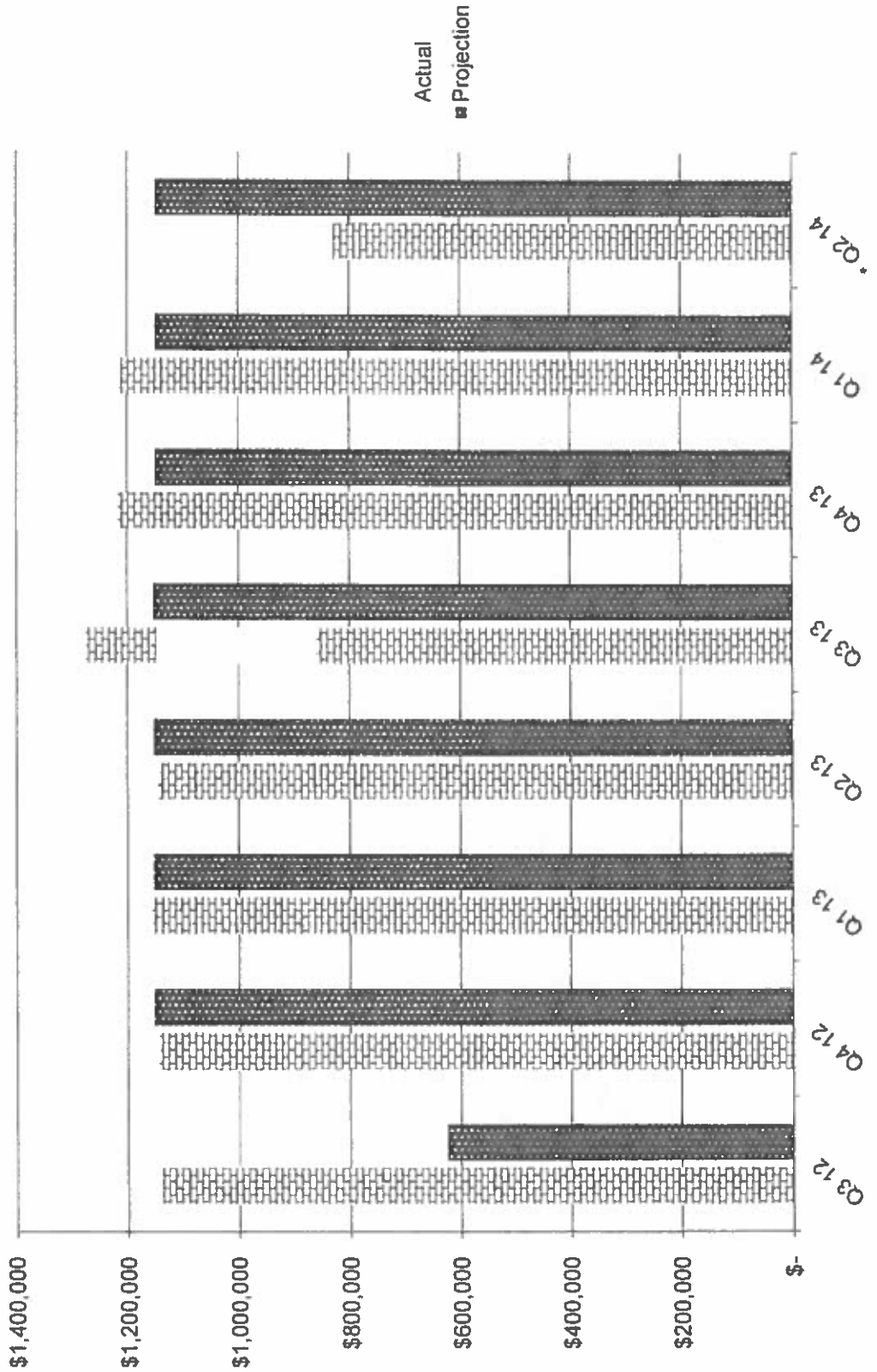
* 2nd Quarter 2014 actual cost includes only 2 months

Duke Energy Ohio Schedule 1A



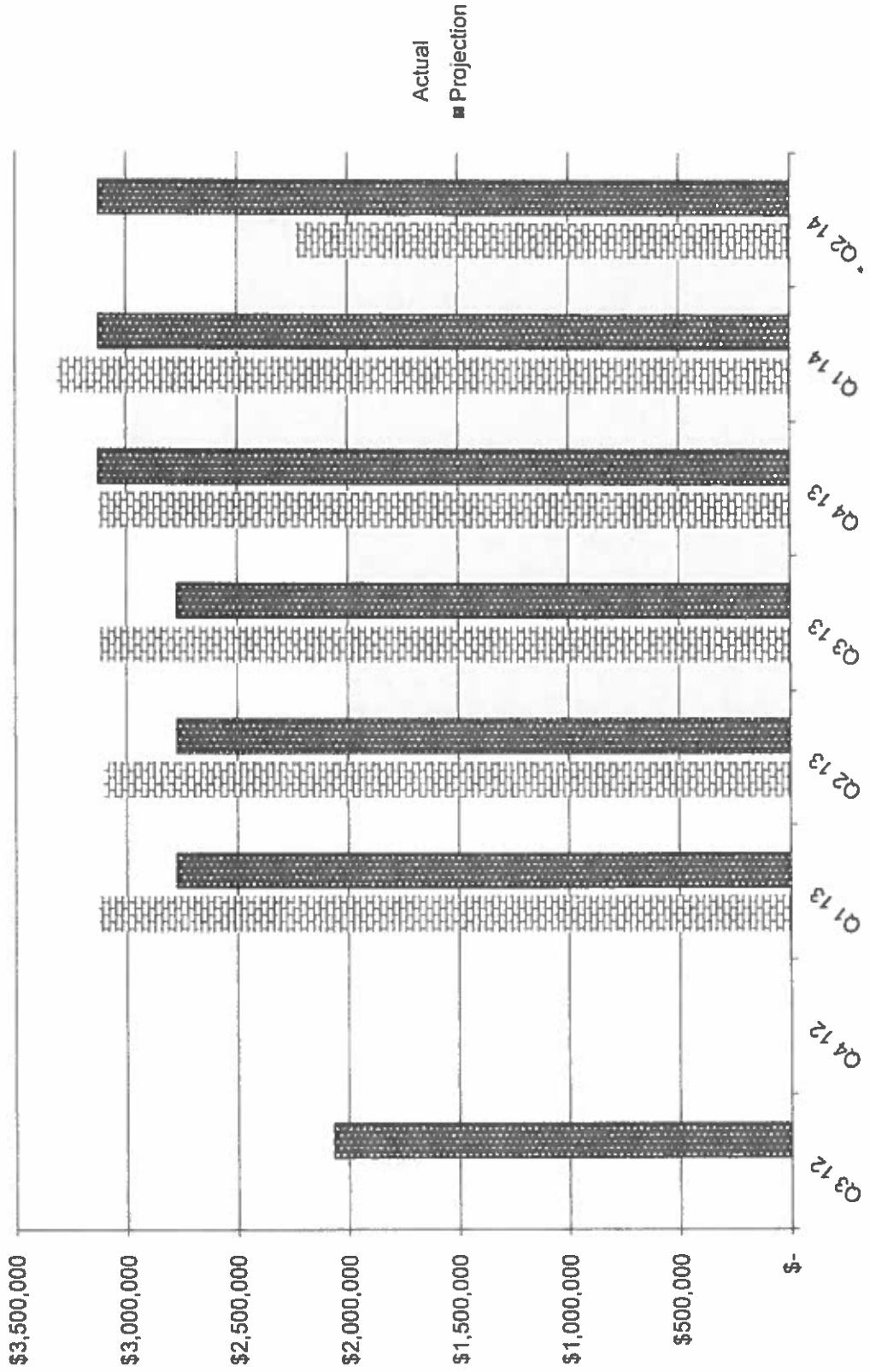
* 2nd Quarter 2014 actual cost includes only 2 months

Duke Energy Ohio Schedule 2



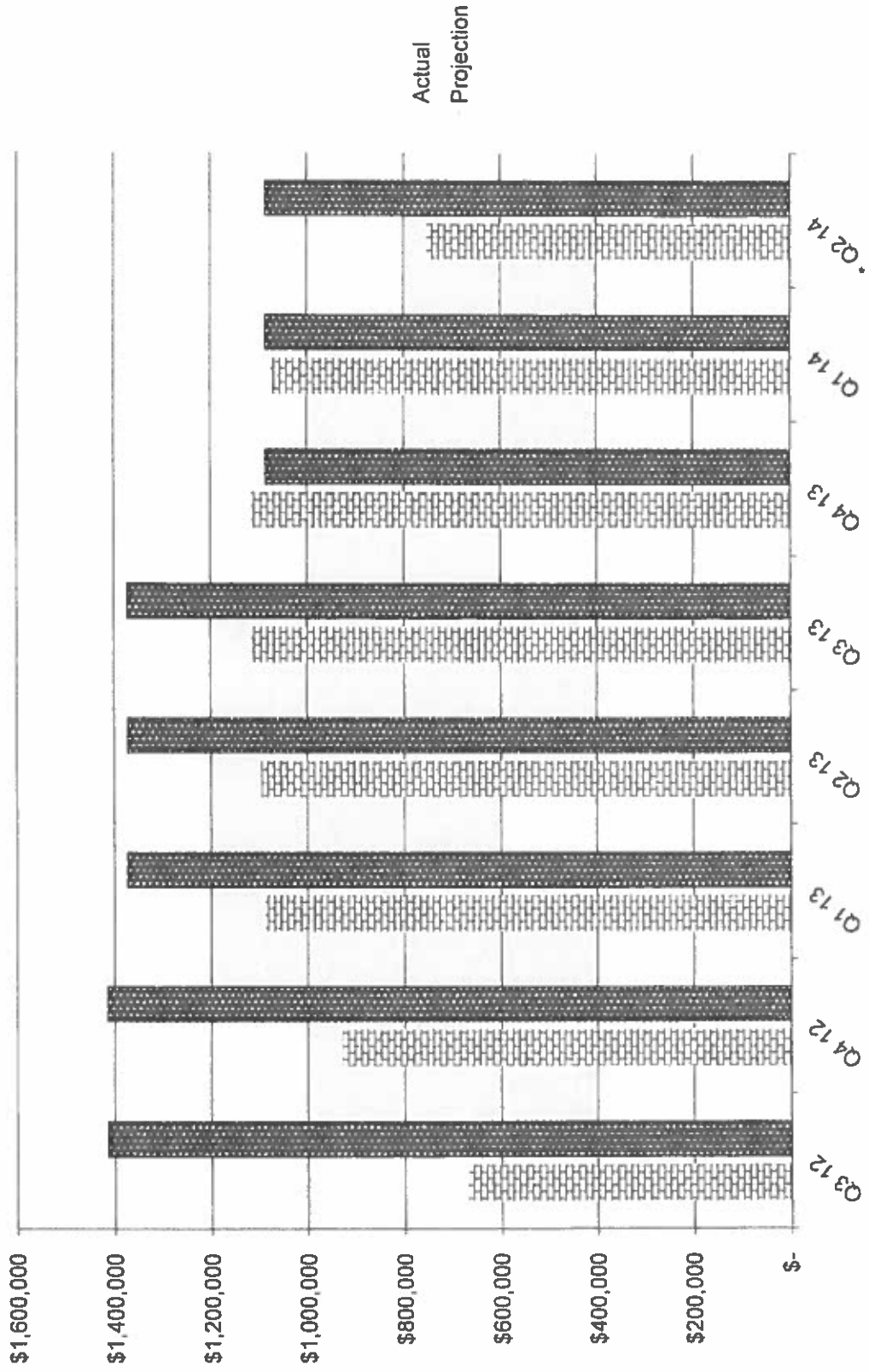
* 2nd Quarter 2014 actual cost includes only 2 months

Duke Energy Ohio Schedule 12 - RTEP



* 2nd Quarter 2014 actual cost includes only 2 months

Duke Energy Ohio MTEP



* 2nd Quarter 2014 actual cost includes only 2 months

**REVISED SCHEDULE B-5
TYPICAL BILL COMPARISONS**

DUKE ENERGY OHIO
CASE NO. 14-1263-EL-RDR
TYPICAL BILL COMPARISON
CURRENT versus PROPOSED RATES - RIDER BTR
ELECTRIC SERVICE

Schedule B-5
Page 1 of 8

LINE NO.	RATE CODE	LEVEL of DEMAND (KW)	LEVEL of USE (KWH)	BILL DATA														
				CURRENT BILL (C)	PROPOSED BILL (D)	DOLLAR INCR/(DECR) (D-C)	PERCENT INCR/(DECR) (E/C)	FUEL COST (1) (G)	TOTAL CURRENT BILL (C+G)	TOTAL PROPOSED BILL (D+G)	PERCENT INCR/(DECR) (H-I)/H							
1	RS	SUMMER																
2	NA	NA	300	44.02	43.99	(0.03)	(0.1)	0.00	44.02	43.99	(0.1)	0.00	44.02	43.99	(0.1)	0.00	44.02	(0.1)
3	NA	NA	400	55.09	55.04	(0.05)	(0.1)	0.00	55.09	55.04	(0.1)	0.00	55.09	55.04	(0.1)	0.00	55.09	(0.1)
4	NA	NA	500	66.15	66.09	(0.06)	(0.1)	0.00	66.15	66.09	(0.1)	0.00	66.15	66.09	(0.1)	0.00	66.15	(0.1)
5	NA	NA	800	99.35	99.25	(0.10)	(0.1)	0.00	99.35	99.25	(0.1)	0.00	99.35	99.25	(0.1)	0.00	99.35	(0.1)
6	NA	NA	1,000	121.48	121.35	(0.13)	(0.1)	0.00	121.48	121.35	(0.1)	0.00	121.48	121.35	(0.1)	0.00	121.48	(0.1)
7	NA	NA	1,500	184.66	184.47	(0.19)	(0.1)	0.00	184.66	184.47	(0.1)	0.00	184.66	184.47	(0.1)	0.00	184.66	(0.1)
8	NA	NA	2,000	247.84	247.59	(0.25)	(0.1)	0.00	247.84	247.59	(0.1)	0.00	247.84	247.59	(0.1)	0.00	247.84	(0.1)
9	RS	WINTER																
10	NA	NA	300	44.02	43.99	(0.03)	(0.1)	0.00	44.02	43.99	(0.1)	0.00	44.02	43.99	(0.1)	0.00	44.02	(0.1)
11	NA	NA	400	55.09	55.04	(0.05)	(0.1)	0.00	55.09	55.04	(0.1)	0.00	55.09	55.04	(0.1)	0.00	55.09	(0.1)
12	NA	NA	500	66.15	66.09	(0.06)	(0.1)	0.00	66.15	66.09	(0.1)	0.00	66.15	66.09	(0.1)	0.00	66.15	(0.1)
13	NA	NA	800	99.35	99.25	(0.10)	(0.1)	0.00	99.35	99.25	(0.1)	0.00	99.35	99.25	(0.1)	0.00	99.35	(0.1)
14	NA	NA	1,000	121.48	121.35	(0.13)	(0.1)	0.00	121.48	121.35	(0.1)	0.00	121.48	121.35	(0.1)	0.00	121.48	(0.1)
15	NA	NA	1,500	184.66	184.47	(0.19)	(0.1)	0.00	184.66	184.47	(0.1)	0.00	184.66	184.47	(0.1)	0.00	184.66	(0.1)
16	NA	NA	3,000	268.76	268.38	(0.38)	(0.1)	0.00	268.76	268.38	(0.1)	0.00	268.76	268.38	(0.1)	0.00	268.76	(0.1)
17	NA	NA	6,000	488.99	488.23	(0.76)	(0.2)	0.00	488.99	488.23	(0.2)	0.00	488.99	488.23	(0.2)	0.00	488.99	(0.2)
18	ORH	SUMMER																
19	NA	NA	1,000	117.25	117.12	(0.13)	(0.1)	0.00	117.25	117.12	(0.1)	0.00	117.25	117.12	(0.1)	0.00	117.25	(0.1)
20	NA	NA	1,500	176.02	175.83	(0.19)	(0.1)	0.00	176.02	175.83	(0.1)	0.00	176.02	175.83	(0.1)	0.00	176.02	(0.1)
21	NA	NA	2,000	234.79	234.54	(0.25)	(0.1)	0.00	234.79	234.54	(0.1)	0.00	234.79	234.54	(0.1)	0.00	234.79	(0.1)
22	NA	NA	3,000	351.87	351.50	(0.37)	(0.1)	0.00	351.87	351.50	(0.1)	0.00	351.87	351.50	(0.1)	0.00	351.87	(0.1)
23	ORH	WINTER																
24	NA	NA	1,000	120.86	120.73	(0.13)	(0.1)	0.00	120.86	120.73	(0.1)	0.00	120.86	120.73	(0.1)	0.00	120.86	(0.1)
25	NA	NA	2,000	190.88	190.63	(0.25)	(0.1)	0.00	190.88	190.63	(0.1)	0.00	190.88	190.63	(0.1)	0.00	190.88	(0.1)
26	NA	NA	3,000	260.45	260.07	(0.38)	(0.1)	0.00	260.45	260.07	(0.1)	0.00	260.45	260.07	(0.1)	0.00	260.45	(0.1)
27	NA	NA	6,000	420.90	420.14	(0.76)	(0.2)	0.00	420.90	420.14	(0.2)	0.00	420.90	420.14	(0.2)	0.00	420.90	(0.2)
28	RSLI	SUMMER																
29	NA	NA	300	40.02	39.99	(0.03)	(0.1)	0.00	40.02	39.99	(0.1)	0.00	40.02	39.99	(0.1)	0.00	40.02	(0.1)
30	NA	NA	400	51.09	51.04	(0.05)	(0.1)	0.00	51.09	51.04	(0.1)	0.00	51.09	51.04	(0.1)	0.00	51.09	(0.1)
31	NA	NA	500	62.15	62.09	(0.06)	(0.1)	0.00	62.15	62.09	(0.1)	0.00	62.15	62.09	(0.1)	0.00	62.15	(0.1)
32	NA	NA	800	95.35	95.25	(0.10)	(0.1)	0.00	95.35	95.25	(0.1)	0.00	95.35	95.25	(0.1)	0.00	95.35	(0.1)
33	NA	NA	1,000	117.48	117.35	(0.13)	(0.1)	0.00	117.48	117.35	(0.1)	0.00	117.48	117.35	(0.1)	0.00	117.48	(0.1)
34	NA	NA	1,500	180.66	180.47	(0.19)	(0.1)	0.00	180.66	180.47	(0.1)	0.00	180.66	180.47	(0.1)	0.00	180.66	(0.1)
35	NA	NA	2,000	243.84	243.59	(0.25)	(0.1)	0.00	243.84	243.59	(0.1)	0.00	243.84	243.59	(0.1)	0.00	243.84	(0.1)
36	RSLI	WINTER																
37	NA	NA	300	40.02	39.99	(0.03)	(0.1)	0.00	40.02	39.99	(0.1)	0.00	40.02	39.99	(0.1)	0.00	40.02	(0.1)
38	NA	NA	400	51.09	51.04	(0.05)	(0.1)	0.00	51.09	51.04	(0.1)	0.00	51.09	51.04	(0.1)	0.00	51.09	(0.1)
39	NA	NA	500	62.15	62.09	(0.06)	(0.1)	0.00	62.15	62.09	(0.1)	0.00	62.15	62.09	(0.1)	0.00	62.15	(0.1)
40	NA	NA	800	95.35	95.25	(0.10)	(0.1)	0.00	95.35	95.25	(0.1)	0.00	95.35	95.25	(0.1)	0.00	95.35	(0.1)
41	NA	NA	1,000	117.48	117.35	(0.13)	(0.1)	0.00	117.48	117.35	(0.1)	0.00	117.48	117.35	(0.1)	0.00	117.48	(0.1)
42	NA	NA	1,500	154.41	154.22	(0.19)	(0.1)	0.00	154.41	154.22	(0.1)	0.00	154.41	154.22	(0.1)	0.00	154.41	(0.1)
43	NA	NA	3,000	264.76	264.38	(0.38)	(0.1)	0.00	264.76	264.38	(0.1)	0.00	264.76	264.38	(0.1)	0.00	264.76	(0.1)
44	NA	NA	6,000	484.99	484.23	(0.76)	(0.2)	0.00	484.99	484.23	(0.2)	0.00	484.99	484.23	(0.2)	0.00	484.99	(0.2)

(1) NO LONGER APPLICABLE AS OF JANUARY 3, 2012.

DUKE ENERGY OHIO
CASE NO. 14-1263-EL-RDR
TYPICAL BILL COMPARISON
CURRENT versus PROPOSED RATES - RIDER BTR
ELECTRIC SERVICE

Schedule B-6
Page 2 of 8

LINE NO.	RATE CODE	LEVEL of DEMAND (A)	LEVEL OFF-PEAK USE (B)	LEVEL ON-PEAK USE (B)	BILL DATA					TOTAL CURRENT BILL (C + G)	TOTAL PROPOSED BILL (D + G)	PERCENT INCR/DECR (I-H)/H
					CURRENT BILL (C)	PROPOSED BILL (D)	DOLLAR INCR/DECR (D - C)	PERCENT INCR/DECR (E/C)	FUEL COST (1) (G)			
1	TD	SUMMER										
2	NA	1,000	1,000	400	155.21	155.03	(0.18)	(0.1)	0.00	155.21	155.03	(0.1)
3	NA	1,500	202.14	500	202.14	201.89	(0.25)	(0.1)	0.00	202.14	201.89	(0.1)
4	NA	1,460	208.23	540	208.23	207.98	(0.25)	(0.1)	0.00	208.23	207.98	(0.1)
5	NA	2,500	254.53	500	254.53	254.16	(0.37)	(0.1)	0.00	254.53	254.16	(0.1)
6	NA	2,700	285.47	600	285.47	285.06	(0.41)	(0.1)	0.00	285.47	285.06	(0.1)
7	NA	2,700	305.93	700	305.93	305.51	(0.42)	(0.1)	0.00	305.93	305.51	(0.1)
8	NA	2,800	311.17	700	311.17	310.73	(0.44)	(0.1)	0.00	311.17	310.73	(0.1)
9	NA	3,700	378.79	800	378.79	378.22	(0.57)	(0.2)	0.00	378.79	378.22	(0.2)
10	NA	4,500	461.62	1,000	461.62	460.93	(0.69)	(0.1)	0.00	461.62	460.93	(0.1)
11	TD	WINTER										
12	NA	1,000	140.00	400	140.00	139.82	(0.18)	(0.1)	0.00	140.00	139.82	(0.1)
13	NA	1,500	183.13	500	183.13	182.88	(0.25)	(0.1)	0.00	183.13	182.88	(0.1)
14	NA	1,460	187.70	540	187.70	187.44	(0.26)	(0.1)	0.00	187.70	187.44	(0.1)
15	NA	2,500	235.52	500	235.52	235.15	(0.37)	(0.2)	0.00	235.52	235.15	(0.2)
16	NA	2,700	262.66	600	262.66	262.24	(0.42)	(0.2)	0.00	262.66	262.24	(0.2)
17	NA	2,700	279.32	700	279.32	278.89	(0.43)	(0.2)	0.00	279.32	278.89	(0.2)
18	NA	2,800	284.56	700	284.56	284.12	(0.44)	(0.2)	0.00	284.56	284.12	(0.2)
19	NA	3,700	348.37	800	348.37	347.80	(0.57)	(0.2)	0.00	348.37	347.80	(0.2)
20	NA	4,500	423.60	1,000	423.60	422.91	(0.69)	(0.2)	0.00	423.60	422.91	(0.2)

(1) NO LONGER APPLICABLE AS OF JANUARY 3, 2012.

DUKE ENERGY OHIO
CASE NO. 14-1263-EL-ROR
TYPICAL BILL COMPARISON
CURRENT versus PROPOSED RATES - RIDER BTR
ELECTRIC SERVICE

Schedule B-5
Page 3 of 8

LINE NO.	RATE CODE	LEVEL of DEMAND (A)	LEVEL of USE (B)	BILL DATA									
				CURRENT BILL (C)	PROPOSED BILL (D)	DOLLAR INCR/(DECR) (D-C)	PERCENT INCR/(DECR) (E/C)	FUEL COST (1) (G)	TOTAL CURRENT BILL (C+G)	TOTAL PROPOSED BILL (D+G)	PERCENT INCR/(DECR) (I-H)/H		
		(KW)	(KWH)	(\$)	(\$)	(\$)	(%)	(\$)	(\$)	(\$)	(\$)	(%)	
1	CUR	SUMMER											
2	NA	300	44.77	44.73	(0.04)	(0.1)	0.00	44.77	44.73	(0.1)			
3	NA	400	56.08	56.03	(0.05)	(0.1)	0.00	56.08	56.03	(0.1)			
4	NA	500	67.39	67.33	(0.06)	(0.1)	0.00	67.39	67.33	(0.1)			
5	NA	800	101.33	101.23	(0.10)	(0.1)	0.00	101.33	101.23	(0.1)			
6	NA	1,000	123.95	123.83	(0.12)	(0.1)	0.00	123.95	123.83	(0.1)			
7	NA	1,500	188.69	188.50	(0.19)	(0.1)	0.00	188.69	188.50	(0.1)			
8	NA	2,000	253.42	253.17	(0.25)	(0.1)	0.00	253.42	253.17	(0.1)			
9	CUR	WINTER											
10	NA	300	44.77	44.73	(0.04)	(0.1)	0.00	44.77	44.73	(0.1)			
11	NA	400	56.08	56.03	(0.05)	(0.1)	0.00	56.08	56.03	(0.1)			
12	NA	500	67.39	67.33	(0.06)	(0.1)	0.00	67.39	67.33	(0.1)			
13	NA	800	101.33	101.23	(0.10)	(0.1)	0.00	101.33	101.23	(0.1)			
14	NA	1,000	123.95	123.83	(0.12)	(0.1)	0.00	123.95	123.83	(0.1)			
15	NA	1,500	181.39	181.20	(0.19)	(0.1)	0.00	181.39	181.20	(0.1)			
16	NA	3,000	273.24	272.86	(0.38)	(0.1)	0.00	273.24	272.86	(0.1)			
17	NA	6,000	496.48	495.72	(0.76)	(0.2)	0.00	496.48	495.72	(0.2)			
18	RS3P	SUMMER											
19	NA	300	46.52	46.49	(0.03)	(0.1)	0.00	46.52	46.49	(0.1)			
20	NA	400	57.59	57.54	(0.05)	(0.1)	0.00	57.59	57.54	(0.1)			
21	NA	500	68.65	68.59	(0.06)	(0.1)	0.00	68.65	68.59	(0.1)			
22	NA	800	101.85	101.75	(0.10)	(0.1)	0.00	101.85	101.75	(0.1)			
23	NA	1,000	123.98	123.85	(0.13)	(0.1)	0.00	123.98	123.85	(0.1)			
24	NA	1,500	187.16	186.97	(0.19)	(0.1)	0.00	187.16	186.97	(0.1)			
25	NA	2,000	250.34	250.09	(0.25)	(0.1)	0.00	250.34	250.09	(0.1)			
26	RS3P	WINTER											
27	NA	300	46.52	46.49	(0.03)	(0.1)	0.00	46.52	46.49	(0.1)			
28	NA	400	57.59	57.54	(0.05)	(0.1)	0.00	57.59	57.54	(0.1)			
29	NA	500	68.65	68.59	(0.06)	(0.1)	0.00	68.65	68.59	(0.1)			
30	NA	800	101.85	101.75	(0.10)	(0.1)	0.00	101.85	101.75	(0.1)			
31	NA	1,000	123.98	123.85	(0.13)	(0.1)	0.00	123.98	123.85	(0.1)			
32	NA	1,500	160.91	160.72	(0.19)	(0.1)	0.00	160.91	160.72	(0.1)			
33	NA	3,000	271.26	270.88	(0.38)	(0.1)	0.00	271.26	270.88	(0.1)			
34	NA	6,000	491.49	490.73	(0.76)	(0.2)	0.00	491.49	490.73	(0.2)			

(1) NO LONGER APPLICABLE AS OF JANUARY 3, 2012.

DUKE ENERGY OHIO
CASE NO. 14-1283-EL-RDR
TYPICAL BILL COMPARISON
CURRENT versus PROPOSED RATES - RIDER BTR
ELECTRIC SERVICE

Schedule B-5
Page 4 of 8

LINE NO.	RATE CODE	LEVEL of DEMAND (A)	LEVEL of USE (B)	BILL DATA									
				CURRENT BILL (C)	PROPOSED BILL (D)	DOLLAR INCR/(DECR) (D-C)	PERCENT INCR/(DECR) (E/C)	FUEL COST (1) (G)	TOTAL CURRENT BILL (C+G)	TOTAL PROPOSED BILL (D+G)	PERCENT INCR/(DECR) (I-H)/H		
1	DS	30	6,000	864.67	865.37	0.70	0.1	0.00	0.00	864.67	865.37	0.1	
2		30	9,000	995.86	995.86	0.00	0.0	0.00	0.00	995.86	995.86	0.0	
3		30	12,000	1,109.66	1,108.96	(0.70)	(0.1)	0.00	0.00	1,109.66	1,108.96	(0.1)	
4		50	10,000	1,405.03	1,406.20	1.17	0.1	0.00	0.00	1,405.03	1,406.20	0.1	
5		50	15,000	1,623.68	1,623.68	0.00	0.0	0.00	0.00	1,623.68	1,623.68	0.0	
6		50	20,000	1,810.54	1,809.38	(1.16)	(0.1)	0.00	0.00	1,810.54	1,809.38	(0.1)	
7		75	15,000	2,080.48	2,082.23	1.75	0.1	0.00	0.00	2,080.48	2,082.23	0.1	
8		75	20,000	2,296.34	2,296.92	0.58	0.0	0.00	0.00	2,296.34	2,296.92	0.0	
9		75	30,000	2,684.55	2,682.80	(1.75)	(0.1)	0.00	0.00	2,684.55	2,682.80	(0.1)	
10		100	20,000	2,753.14	2,755.47	2.33	0.1	0.00	0.00	2,753.14	2,755.47	0.1	
11		100	30,000	3,184.84	3,184.84	0.00	0.0	0.00	0.00	3,184.84	3,184.84	0.0	
12		100	40,000	3,558.56	3,556.23	(2.33)	(0.1)	0.00	0.00	3,558.56	3,556.23	(0.1)	
13		300	60,000	8,134.35	8,141.34	6.99	0.1	0.00	0.00	8,134.35	8,141.34	0.1	
14		300	90,000	9,429.45	9,429.45	0.00	0.0	0.00	0.00	9,429.45	9,429.45	0.0	
15		300	120,000	10,550.62	10,543.63	(6.99)	(0.1)	0.00	0.00	10,550.62	10,543.63	(0.1)	
16		500	100,000	13,515.56	13,527.21	11.65	0.1	0.00	0.00	13,515.56	13,527.21	0.1	
17		500	200,000	17,542.67	17,531.02	(11.65)	(0.1)	0.00	0.00	17,542.67	17,531.02	(0.1)	
18		500	300,000	21,279.88	21,244.93	(34.95)	(0.2)	0.00	0.00	21,279.88	21,244.93	(0.2)	
19	EH	WINTER	9,400	960.94	962.81	1.87	0.2	0.00	0.00	960.94	962.81	0.2	
20	NA		23,600	2,325.92	2,330.61	4.69	0.2	0.00	0.00	2,325.92	2,330.61	0.2	
21	NA		37,800	3,687.75	3,695.28	7.53	0.2	0.00	0.00	3,687.75	3,695.28	0.2	

(1) NO LONGER APPLICABLE AS OF JANUARY 3, 2012.

DUKE ENERGY OHIO
CASE NO. 14-1263-EL-RDR
TYPICAL BILL COMPARISON
CURRENT versus PROPOSED RATES - RIDER BTR
ELECTRIC SERVICE

Schedule B-5
Page 3 of 8

LINE NO.	RATE CODE	LEVEL of DEMAND (A)	LEVEL of USE (B)	BILL DATA									
				CURRENT BILL (C)	PROPOSED BILL (D)	DOLLAR INCR/(DECR) (D - C)	PERCENT INCR/(DECR) (E / C)	FUEL COST (1) (G)	TOTAL CURRENT BILL (C + G)	TOTAL PROPOSED BILL (D + G)	PERCENT INCR/(DECR) (I - H) / H		
		(KW)	(KWH)	(\$)	(\$)	(\$)	(%)	(\$)	(\$)	(\$)	(\$)	(\$)	(%)
1	DM	SUMMER	72	25.26	25.26	0.00	0.0	0.00	0.00	25.26	25.26	0.0	0.0
2			144	35.19	35.19	0.00	0.0	0.00	0.00	35.19	35.19	0.0	0.0
3			288	55.05	55.05	0.01	0.0	0.00	0.00	55.05	55.06	0.0	0.0
4			360	64.98	64.98	0.01	0.0	0.00	0.00	64.98	64.99	0.0	0.0
5			720	114.63	114.64	0.01	0.0	0.00	0.00	114.63	114.64	0.0	0.0
6			1,440	213.93	213.96	0.03	0.0	0.00	0.00	213.93	213.96	0.0	0.0
7			2,880	404.49	404.55	0.06	0.0	0.00	0.00	404.49	404.55	0.0	0.0
8			5,760	1,642.28	1,643.00	0.02	0.0	0.00	0.00	1,642.28	1,643.00	0.0	0.0
9			11,520	3,131.16	3,132.00	0.04	0.0	0.00	0.00	3,131.16	3,132.00	0.0	0.0
10			23,040	4,516.64	4,517.20	0.08	0.0	0.00	0.00	4,516.64	4,517.20	0.0	0.0
11			46,080	5,166.62	5,167.50	0.13	0.0	0.00	0.00	5,166.62	5,167.50	0.0	0.0
12													
13													
14													
15	DM	WINTER	72	23.28	23.28	0.00	0.0	0.00	0.00	23.28	23.28	0.0	0.0
16			144	31.23	31.24	0.01	0.0	0.00	0.00	31.23	31.24	0.0	0.0
17			288	47.14	47.14	0.00	0.0	0.00	0.00	47.14	47.14	0.0	0.0
18			360	55.09	55.10	0.01	0.0	0.00	0.00	55.09	55.10	0.0	0.0
19			720	94.85	94.86	0.01	0.0	0.00	0.00	94.85	94.86	0.0	0.0
20			1,440	174.37	174.40	0.03	0.0	0.00	0.00	174.37	174.40	0.0	0.0
21			2,880	327.56	327.62	0.06	0.0	0.00	0.00	327.56	327.62	0.0	0.0
22			5,760	1,346.31	1,346.63	0.05	0.0	0.00	0.00	1,346.31	1,346.63	0.0	0.0
23			11,520	2,538.86	2,539.86	0.09	0.0	0.00	0.00	2,538.86	2,539.86	0.0	0.0
24			23,040	3,743.35	3,744.51	0.09	0.0	0.00	0.00	3,743.35	3,744.51	0.0	0.0
25			46,080	4,383.38	4,385.10	0.13	0.0	0.00	0.00	4,383.38	4,385.10	0.0	0.0
26													
27													
28													

(1) NO LONGER APPLICABLE AS OF JANUARY 3, 2012.

DUKE ENERGY OHIO
CASE NO. 14-1263-EL-RDR
TYPICAL BILL COMPARISON
CURRENT versus PROPOSED RATES - RIDER BTR
ELECTRIC SERVICE

Schedule B-5
Page 6 of 8

LINE NO.	RATE CODE	LEVEL of DEMAND (KW)	LEVEL of USE (KWH)	BILL DATA									
				CURRENT BILL (\$)	PROPOSED BILL (\$)	DOLLAR INCR/(DECR) (D-C)	PERCENT INCR/(DECR) (E/C)	FUEL COST (1) (\$)	TOTAL CURRENT BILL (C+G)	TOTAL PROPOSED BILL (D+G)	PERCENT INCR/(DECR) (H-H)/H		
1	DP	100	14,400	2,630.21	2,648.77	18.56	0.7	0.00	2,630.21	2,648.77	0.7	0.7	
2		100	28,800	3,265.16	3,280.36	15.20	0.5	0.00	3,265.16	3,280.36	0.5	0.5	
3		100	43,200	3,823.95	3,835.79	11.84	0.3	0.00	3,823.95	3,835.79	0.3	0.3	
4		200	28,800	5,014.60	5,051.71	37.11	0.7	0.00	5,014.60	5,051.71	0.7	0.7	
5		200	57,600	6,283.81	6,314.21	30.40	0.5	0.00	6,283.81	6,314.21	0.5	0.5	
6		200	86,400	7,401.39	7,425.08	23.69	0.3	0.00	7,401.39	7,425.08	0.3	0.3	
7		300	43,200	7,398.64	7,454.31	55.67	0.8	0.00	7,398.64	7,454.31	0.8	0.8	
8		300	86,400	9,302.47	9,348.07	45.60	0.5	0.00	9,302.47	9,348.07	0.5	0.5	
9		300	129,600	10,978.84	11,014.37	35.53	0.3	0.00	10,978.84	11,014.37	0.3	0.3	
10		500	72,000	12,166.74	12,259.51	92.77	0.8	0.00	12,166.74	12,259.51	0.8	0.8	
11		500	144,000	15,339.79	15,415.78	75.99	0.5	0.00	15,339.79	15,415.78	0.5	0.5	
12		500	216,000	18,133.73	18,192.95	59.22	0.3	0.00	18,133.73	18,192.95	0.3	0.3	
13		800	115,200	19,318.88	19,467.32	148.44	0.8	0.00	19,318.88	19,467.32	0.8	0.8	
14		800	230,400	24,395.76	24,517.35	121.59	0.5	0.00	24,395.76	24,517.35	0.5	0.5	
15		800	345,600	28,866.07	28,960.82	94.75	0.3	0.00	28,866.07	28,960.82	0.3	0.3	
16		1000	144,000	24,086.98	24,272.53	185.55	0.8	0.00	24,086.98	24,272.53	0.8	0.8	
17		1000	288,000	30,433.07	30,585.07	152.00	0.5	0.00	30,433.07	30,585.07	0.5	0.5	
18		1000	432,000	36,020.96	36,139.40	118.44	0.3	0.00	36,020.96	36,139.40	0.3	0.3	
19		1500	216,000	35,629.78	35,908.10	278.32	0.8	0.00	35,629.78	35,908.10	0.8	0.8	
20		1500	432,000	45,148.92	45,376.91	227.99	0.5	0.00	45,148.92	45,376.91	0.5	0.5	
21		1500	648,000	53,530.75	53,708.42	177.67	0.3	0.00	53,530.75	53,708.42	0.3	0.3	
22		3000	432,000	70,258.18	70,814.83	556.65	0.8	0.00	70,258.18	70,814.83	0.8	0.8	
23		3000	864,000	89,733.54	89,733.54	465.99	0.5	0.00	89,733.54	89,733.54	0.5	0.5	
24		3000	1,296,000	105,777.65	106,132.98	355.33	0.3	0.00	105,777.65	106,132.98	0.3	0.3	

(1) NO LONGER APPLICABLE AS OF JANUARY 3, 2012.

DUKE ENERGY OHIO
CASE NO. 14-1263-EL-ROR
TYPICAL BILL COMPARISON
CURRENT versus PROPOSED RATES - RIDER BTR
ELECTRIC SERVICE

Schedule B-5
Page 7 of 8

LINE NO.	RATE CODE	LEVEL of DEMAND (KVA) (A)	LEVEL of USE (KWH) (B)	BILL DATA									
				CURRENT BILL (C) (\$)	PROPOSED BILL (D) (\$)	DOLLAR INCR/(DECR) (E) (\$)	PERCENT INCR/(DECR) (F) (%)	FUEL COST (1) (G) (\$)	TOTAL CURRENT BILL (C + G) (H) (\$)	TOTAL PROPOSED BILL (D + G) (I) (\$)	PERCENT INCR/(DECR) (I-H)/H (J) (%)		
1	TS	1,000	200,000	21,955.76	21,986.06	40.30	0.2	0.00	21,955.76	21,986.06	0.2		
2		1,000	400,000	29,357.68	29,351.38	(6.30)	0.0	0.00	29,357.68	29,351.38	0.0		
3		2,500	500,000	54,575.28	54,676.03	100.75	0.2	0.00	54,575.28	54,676.03	0.2		
4		2,500	1,000,000	72,978.19	72,962.44	(15.75)	0.0	0.00	72,978.19	72,962.44	0.0		
5		5,000	1,000,000	108,839.25	109,040.75	201.50	0.2	0.00	108,839.25	109,040.75	0.2		
6		5,000	2,000,000	145,238.75	145,207.25	(31.50)	0.0	0.00	145,238.75	145,207.25	0.0		
7		10,000	2,000,000	216,960.88	217,363.88	403.00	0.2	0.00	216,960.88	217,363.88	0.2		
8		10,000	4,000,000	289,759.88	289,686.88	(73.00)	0.0	0.00	289,759.88	289,686.88	0.0		
9		10,000	5,000,000	325,242.88	324,946.88	(296.00)	(0.1)	0.00	325,242.88	324,946.88	(0.1)		
10		10,000	6,000,000	360,725.88	360,196.88	(529.00)	(0.1)	0.00	360,725.88	360,196.88	(0.1)		
11		20,000	4,000,000	433,204.14	434,010.14	806.00	0.2	0.00	433,204.14	434,010.14	0.2		
12		20,000	8,000,000	578,602.14	578,678.14	(76.00)	0.0	0.00	578,602.14	578,678.14	0.0		
13		20,000	12,000,000	720,734.14	719,878.14	(856.00)	(0.1)	0.00	720,734.14	719,878.14	(0.1)		
14		40,000	16,000,000	1,156,886.66	1,156,634.66	(252.00)	0.0	0.00	1,156,886.66	1,156,634.66	0.0		
15		40,000	24,000,000	1,440,750.66	1,438,634.66	(2,116.00)	(0.1)	0.00	1,440,750.66	1,438,634.66	(0.1)		
16		80,000	32,000,000	2,276,446.46	2,275,942.46	(504.00)	0.0	0.00	2,276,446.46	2,275,942.46	0.0		
17		80,000	48,000,000	2,844,174.46	2,839,942.46	(4,232.00)	(0.1)	0.00	2,844,174.46	2,839,942.46	(0.1)		
18		160,000	64,000,000	4,491,159.90	4,490,151.90	(1,008.00)	0.0	0.00	4,491,159.90	4,490,151.90	0.0		
19		160,000	96,000,000	5,626,615.90	5,618,151.90	(8,464.00)	(0.2)	0.00	5,626,615.90	5,618,151.90	(0.2)		

(1) NO LONGER APPLICABLE AS OF JANUARY 3, 2012.

DUKE ENERGY OHIO
CASE NO. 14-1263-EL-RDR
TYPICAL BILL COMPARISON
CURRENT versus PROPOSED RATES - RIDER BTR
ELECTRIC SERVICE

Schedule B-5
Page 8 of 8

LINE NO.	RATE CODE	LEVEL of DEMAND (A) (KW)	LEVEL of USE (B) (KWH)	BILL DATA						TOTAL CURRENT BILL (C + G) (H)	TOTAL PROPOSED BILL (D + G) (I)	PERCENT INCR/(DECR) (I-H)/H (%)
				CURRENT BILL (C) (\$)	PROPOSED BILL (D) (\$)	DOLLAR INCR/(DECR) (D - C) (\$)	PERCENT INCR/(DECR) (E/C) (%)	FUEL COST (1) (G) (\$)	FUEL COST (1) (G) (\$)			
GSFL												
1	> 540hrs	NA	50	5.03	5.04	0.01	0.2	0.00	5.03	5.04	0.2	
2		NA	100	9.96	9.98	0.02	0.2	0.00	9.96	9.98	0.2	
3		NA	150	14.90	14.93	0.03	0.2	0.00	14.90	14.93	0.2	
4		NA	200	19.83	19.88	0.05	0.3	0.00	19.83	19.88	0.3	
5		NA	250	24.77	24.82	0.05	0.2	0.00	24.77	24.82	0.2	
6		NA	300	29.71	29.77	0.06	0.2	0.00	29.71	29.77	0.2	
7		NA	350	34.64	34.72	0.08	0.2	0.00	34.64	34.72	0.2	
8		NA	400	39.58	39.66	0.08	0.2	0.00	39.58	39.66	0.2	
< 540hrs												
1		NA	50	5.32	5.33	0.01	0.2	0.00	5.32	5.33	0.2	
2		NA	100	10.54	10.56	0.02	0.2	0.00	10.54	10.56	0.2	
3		NA	150	15.77	15.80	0.03	0.2	0.00	15.77	15.80	0.2	
4		NA	200	20.99	21.04	0.05	0.2	0.00	20.99	21.04	0.2	
5		NA	250	26.22	26.27	0.05	0.2	0.00	26.22	26.27	0.2	
6		NA	300	31.45	31.51	0.06	0.2	0.00	31.45	31.51	0.2	
7		NA	350	36.67	36.75	0.08	0.2	0.00	36.67	36.75	0.2	
8		NA	400	41.90	41.98	0.08	0.2	0.00	41.90	41.98	0.2	
SFL												
1		NA	1	0.19	0.19	0.00	0.0	0.00	0.19	0.19	0.0	
2		NA	5	0.58	0.58	0.00	0.0	0.00	0.58	0.58	0.0	
3		NA	10	1.08	1.08	0.00	0.0	0.00	1.08	1.08	0.0	

(1) NO LONGER APPLICABLE AS OF JANUARY 3, 2012.

**REVISED SCHEDULE C-1
PROJECTED TRANSMISSION COSTS/REVENUES
BY MONTH**

Line	Cost Component (a)	Costs												Total for Period (n)			
		Oct 2014 (b)	Nov 2014 (c)	Dec 2014 (d)	Jan 2015 (e)	Feb 2015 (f)	Mar 2015 (g)	Apr 2015 (h)	May 2015 (i)	Jun 2015 (j)	Jul 2015 (k)	Aug 2015 (l)	Sep 2015 (m)				
1	Network Integrated Transmission Services (NITS)	\$5,483,257	\$5,287,023	\$5,463,257	\$5,463,257	\$4,934,555	\$5,483,257	\$5,287,023	\$5,463,257	\$5,483,257	\$5,287,023	\$5,463,257	\$5,463,257	\$5,287,023	\$5,463,257	\$5,463,257	\$84,325,446
2	Schedule 1A - Transmission Owner Scheduling and System Control and Dispatch	150,283	150,283	150,283	150,283	150,283	150,283	150,283	150,283	150,283	150,283	150,283	150,283	150,283	150,283	150,283	\$1,803,396
3	Schedule 2 - Reactive Supply and Voltage Control from Generation and Other Source	409,247	409,247	409,247	409,247	409,247	409,247	409,247	409,247	409,247	409,247	409,247	409,247	409,247	409,247	409,247	\$4,910,966
4	Schedule 12 - Regional Transmission Expansion Planning (RTEP)	1,067,641	1,067,641	1,067,641	1,067,641	1,067,641	1,067,641	1,067,641	1,067,641	1,067,641	1,067,641	1,067,641	1,067,641	1,067,641	1,067,641	1,067,641	\$12,811,693
5	Midwest Transmission Expansion Planning (MTEP)	413,372	413,372	413,372	413,372	413,372	413,372	413,372	413,372	413,372	413,372	413,372	413,372	413,372	413,372	413,372	\$4,960,464
6	Day-Ahead Load Response Charge Allocation	17,958	17,958	17,958	17,958	17,958	17,958	17,958	17,958	17,958	17,958	17,958	17,958	17,958	17,958	17,958	\$215,500
7	Real-Time Load Response Charge Allocation	24,901	24,901	24,901	24,901	24,901	24,901	24,901	24,901	24,901	24,901	24,901	24,901	24,901	24,901	24,901	\$298,815
8	Non-Firm Point-to-Point (Billing Line 2140)	(7,613)	(7,613)	(7,613)	(7,613)	(7,613)	(7,613)	(7,613)	(7,613)	(7,613)	(7,613)	(7,613)	(7,613)	(7,613)	(7,613)	(7,613)	0
9	Miscellaneous Other Includable Charges (e.g., PUCO Consultant Fees)																0
10	Total	\$7,539,046	\$7,362,812	\$7,539,046	\$7,539,046	\$7,010,344	\$7,539,046	\$7,362,812	\$7,539,046	\$7,539,046	\$7,362,812	\$7,539,046	\$7,539,046	\$7,362,812	\$7,539,046	\$7,539,046	\$89,234,921

**REVISED SCHEDULE C-2
PROJECTED TRANSMISSION COSTS/REVENUES
BY MONTH BY RATE SCHEDULE**

**REVISED SCHEDULE C-3
PROJECTED TRANSMISSION COST RECOVERY
RIDER RATE CALCULATIONS**

Duke Energy Ohio, Inc.
Base Transmission Rider
Projected Transmission Cost Recovery Rider Rate Calculations
BTR Rate Calculations
For the Period October 2014 through September 2015

Line	Rate Classification (e)	Coincident Peak Demand Allocation 12 CP (kW) (f) % (c)	Total Energy Sales (kWh) (d) % (e)	Allocated Rev Req Demand (f)	Allocated Rev Req Energy (g)	Total Projected Allocated Rev Req (h)	Allocated Under(Over) Recovery (i)	Allocated Carrying Charges (j)	Total Allocated Rev Req (k)	Billing Determinants Demand (l) Energy (m)	Calculated Rate \$/kW-mo (n)	Rate including CAT (p) \$/kW-mo (q)
1	Residential (RS, TD, ORH)	1,416,804 41.481%	7,542,354,571 37.087%	\$36,267,469	\$668,736	\$36,936,205	(\$731,266)	\$99,428	\$36,304,367	7,542,354,571	0.004813	0.004826
2	Secondary Distribution (DS)	1,069,436 31.311%	6,491,500,442 31.915%	\$27,375,684	\$575,554	\$27,951,238	(\$551,978)	\$75,050	\$27,474,310	20,842,935	1.318200	1.321600
3	Electric Space Heating (EH)	15,234 0.446%	75,412,884 0.371%	\$389,945	\$6,691	\$396,636	(\$7,862)	\$1,069	\$389,843	75,412,884	0.005169	0.005162
4	Secondary Distribution Service Small (DS, ADPL)	107,597 3.150%	566,887,928 2.787%	\$2,754,093	\$50,261	\$2,804,354	(\$55,531)	\$7,350	\$2,756,373	566,887,928	0.004862	0.004875
5	Unmetered Small Fixed Loads (GSFL, ADPL)	5,876 0.174%	30,563,930 0.150%	\$152,131	\$2,705	\$154,836	(\$3,067)	\$417	\$152,106	30,563,930	0.004879	0.004892
6	Primary Distribution Voltage (DP)	354,358 10.375%	2,231,402,683 10.976%	\$9,071,021	\$197,833	\$9,268,854	(\$182,900)	\$24,868	\$9,110,822	5,063,641	1.799300	1.804600
7	Transmission Voltage (TS)	442,327 12.951%	3,285,631,716 16.153%	\$11,323,257	\$291,303	\$11,614,560	(\$228,312)	\$31,043	\$11,417,291	6,106,481	1.869700	1.874600
8	Lighting	3,818 0.112%	116,381,678 0.572%	\$97,923	\$10,315	\$108,238	(\$1,974)	\$268	\$106,532	116,381,678	0.000916	0.000918
9	Total	3,415,500 100.000%	20,340,115,732 100.000%	\$87,431,523	\$1,803,398	\$89,234,921	(\$1,762,890)	\$239,693	\$87,711,724			

Notes (1) 12 CP for switched and non-switched native load based on 12 months ended December 31, 2013 kWh and Load Research data.
 (2) Energy based on actual data for the 12 months ended 5/31/2014 Demand based on actual data for the 12 months ended 5/31/2014
 includes all demand and energy on Duke Energy Ohio's system.
 (3) Calculated rate including the Commercial Activities Tax at an effective rate of 0.260605%
 (4) Source Schedule C-1 Demand allocated revenue requirement includes Sch. 9 (NITS), Sch. 2, Sch. 12, MTEP, Day-Ahead Load Response and Real-Time Load Response
 Energy allocated revenue requirement includes Schedule 1A
 (5) Source Schedule D-3 Line 6
 (6) Source Schedule D-3a, Line 5

Schedule C-3a

Duke Energy Ohio, Inc.
 Base Transmission Rider
 Projected Transmission Cost Recovery Rider Rate Calculations
 RTEP Credit Rate Calculations⁽¹⁾
 For the Period October 2014 through September 2015

Line	Rate Classification (a)	12 CP (kW) ⁽¹⁾ (b)	Coincident Peak Allocation Percentages (c)	Allocated Rev Req Sch 12 (d)	Allocated (Under/Over Recovery) ⁽²⁾ (e)	Allocated Carrying Charges ⁽³⁾ (f)	Total Allocated Rev Req (g)	Billing Determinants ⁽⁴⁾ Energy (h)	Calculated Rate \$/kWh ⁽⁴⁾ (i)	Rate Including CAT ⁽⁵⁾ \$/kWh (j)
1	Residential (RS, TD, ORH)	1,416,804	41.481%	\$5,314,420	\$649,491	(\$38,717)	\$5,925,194	7,542,354,571	(0.000786)	(0.000786)
2	Non-Residential:									
3	Secondary Distribution (DS)	1,069,436	31.311%	\$4,011,469	\$490,253	(\$29,225)	\$4,472,497	6,491,500,442	(0.000655)	(0.000655)
4	Electric Space Heating (EH)	15,234	0.446%	\$57,140	\$6,983	(\$416)	\$63,707	75,412,884	(0.000655)	(0.000655)
5	Secondary Distribution Service Small (DM)	107,597	3.150%	\$403,568	\$49,321	(\$2,940)	\$449,949	566,887,928	(0.000655)	(0.000655)
6	Unmetered Small Fixed Loads (GSFL, ADPL)	5,925	0.174%	\$22,292	\$2,724	(\$162)	\$24,854	30,563,830	(0.000655)	(0.000655)
7	Primary Distribution Voltage (DP)	354,358	10.375%	\$1,329,213	\$162,447	(\$9,664)	\$1,481,976	2,231,402,683	(0.000655)	(0.000655)
8	Transmission Voltage (TS)	442,327	12.951%	\$1,659,242	\$202,781	(\$12,088)	\$1,849,935	3,285,631,716	(0.000655)	(0.000655)
9	Lighting	3,818	0.112%	\$14,349	\$1,754	(\$105)	\$15,998	116,361,678	(0.000655)	(0.000655)
10	Sub-Total Non-Residential	1,998,696	58.519%	\$7,497,273	\$916,263	(\$54,620)	\$8,358,916	12,797,761,161	(0.000653)	(0.000653)
11	Total Duke Energy Ohio	3,415,500	100.000%	\$12,811,693	\$1,565,754	(\$83,337)	\$14,284,110	20,340,115,732		

Notes: (1) 12 CP for switched and non-switched native load based on 12 months ended December 31, 2013 kWh and Load Research data

(2) Energy based on actual data for the 12 months ended 5/31/2014. Includes all energy on Duke Energy Ohio's system

(3) Calculated rate including the Commercial Activities Tax at an effective rate of 0.26068%

(4) Per Commission Order in Case No. 11-2641-EL-RDR, the first \$121 million in RTEP costs (RTEP Commitment) billed to Duke Energy Ohio by PJM, shall be credited to customers

As of this filing, the accumulated RTEP costs credited to customers is \$18,029,217. Within 30 days of the RTEP Commitment being fully credited back to customers,

Duke Energy Ohio shall inform the Commission that credits have caused by filing a letter of termination with the Commission

(5) Per Commission Order in Case No. 11-2641-EL-RDR, the RTEP Commitment is allocated first between residential and nonresidential customers using 12 CP.

The amount of the credit allocated to both residential and nonresidential customers is credited to customers on an energy basis

(6) Source: Schedule D-3, Line 12

(7) Source: Schedule D-3a, Line 11

**SCHEDULE D-1
RECONCILIATION ADJUSTMENT
MONTHLY COSTS**

Schedule D-1

Duke Energy Ohio, Inc.
Base Transmission Rider
Reconciliation Adjustment Monthly Costs
For the Period June 1, 2013 through May 31, 2014

Line	Scheduled Transmission Charges	Jan-13	Feb-13	Mar-13	Apr-13	May-13	Jun-13	Jul-13	Aug-13	Sep-13	Oct-13	Nov-13	Dec-13	Jan-14	Feb-14	Mar-14	Apr-14	May-14	
1	Network Integration Transmission Services (NITS)	\$ 3,993,066.23	\$ 4,167,908.97	\$ 4,107,976.88	\$ 4,033,453.88	\$ 4,179,258.12	\$ 4,033,840.79	\$ 4,167,222.37	\$ 3,838,329.61	\$ 3,444,651.27	\$ 3,845,215.30	\$ 3,742,404.54	\$ 3,061,814.14						
2	Schedule 1A - Transmission Owner Scheduling and System Control and Dispatch	141,874.94	189,832.42	170,442.84	151,446.01	136,316.40	130,384.50	157,310.73	173,865.80	146,562.16	154,265.66	132,602.47	143,399.58						
3	Schedule 2 - Reactive Supply and Voltage Control from Generation and Other Sources	376,392.24	424,164.65	423,148.21	428,466.00	411,155.92	390,337.78	415,508.51	400,768.76	401,484.17	410,805.94	417,368.28	411,307.36						
4	Schedule 1A - Load Reconciliation for Transmission Owner Scheduling, System Control and Dispatch Service	(399.87)	(174.60)	(174.59)	(282.25)	(14.43)	(17.67)	(553.89)	(736.27)	(592.85)	(826.90)	(680.10)	(473.38)						
5	Schedule 12 - Regional Transmission Expansion Planning	1,021,721.16	1,040,652.83	1,040,670.12	1,040,551.12	1,013,556.50	1,040,751.26	1,040,481.48	1,106,283.17	1,099,571.13	1,100,940.13	1,114,976.18	1,113,437.49						
6	Midwest Transmission Expansion Planning (MTEP)	371,480.26	371,480.26	371,480.26	371,480.26	371,480.26	371,480.26	371,480.26	375,965.84	375,965.84	375,965.84	375,965.84	375,965.84						
7	Day-Ahead Load Response Charge Allocation	8,041.19	8,947.85	9,968.06	27,540.05	6,699.69	7,370.14	3,249.95	1,659.61	56,202.84	259.41	62,487.14	21,073.48						
8	Real-Time Load Response Charge Allocation	3,040.28	11,976.23	24,810.09	26,882.92	17,706.25	9,423.86	5,063.59	12,099.10	44,134.38	0.14	49,814.84	6,353.27						
9	Non-Firm Point-to-Point Billing (Rate 2140)																		
10	PJM Customer Payment Default																		
11	Meter Error Correction																		
12	Macellaneous Biateral																		
13	Sub Total Transmission Charges	\$5,915,316.43	\$6,194,788.81	\$6,208,392.67	\$6,081,637.99	\$6,168,161.71	\$5,983,590.92	\$6,159,663.00	\$5,908,245.62	\$5,567,979.34	\$5,900,642.33	\$5,894,955.71	\$5,934,878.80						
14	Total Transmission Scheduled Charges per hour (avg)	N/A	N/A	N/A	N/A	N/A	N/A	N/A	N/A	N/A	N/A	N/A	N/A						
15	Total Transmission Charges	\$5,915,316.43	\$6,194,788.81	\$6,208,392.67	\$6,081,637.99	\$6,168,161.71	\$5,983,590.92	\$6,159,663.00	\$5,908,245.62	\$5,567,979.34	\$5,900,642.33	\$5,894,955.71	\$5,934,878.80						

**SCHEDULE D-2
MONTHLY REVENUES COLLECTED
FROM EACH RATE SCHEDULE**

Schedule D-2

Duke Energy Ohio, Inc.
 Base Transmission Rider
 Monthly Revenues Collected From Each Rate Schedule
 For the Period June 1, 2013 through May 31, 2014

Line	Description	Jun-13	Jul-13	Aug-13	Sep-13	Oct-13	Nov-13	Dec-13	Jan-14	Feb-14	Mar-14	Apr-14	May-14
1	Rate Schedule												
2	Secondary Distribution Service Small (DM)	176,999.15	199,273.45	192,459.01	166,687.31	191,072.18	183,492.36	200,297.58	236,804.05	206,349.17	179,057.85	173,258.21	179,431.90
3	Primary Distribution Voltage (DP)	565,507.96	560,427.67	578,927.94	487,559.00	642,876.36	606,268.08	559,957.59	620,829.08	550,030.20	520,942.41	554,865.36	613,283.82
4	Secondary Distribution (DS)	1,694,810.29	1,681,647.15	1,712,961.56	1,452,585.16	1,964,128.74	1,884,496.39	1,765,192.09	1,937,522.87	1,734,573.75	1,656,989.40	1,730,690.84	1,888,245.52
5	Electric Space Heating (EH)	95.97	63.88	53.32	43.63	29,888.12	32,811.63	43,602.09	58,986.38	55,365.12	43,780.17	32,141.72	27,320.94
6	Unmetered Small Fixed Loads (GSFL, ADPL)	7,903.94	10,841.92	9,606.39	8,070.69	11,473.65	11,099.17	10,357.51	10,444.79	11,041.78	8,572.89	10,161.68	11,235.27
7	Lighting	16,238.26	12,677.14	19,514.52	13,789.22	87.152	1,344.43	1,081.39	1,181.28	1,297.84	1,103.04	1,111.39	1,251.63
8	Residential (RS, TD, ORH)	2,182,730.89	2,686,064.56	2,576,160.77	2,266,898.23	2,155,223.32	2,150,144.99	2,841,400.54	3,651,677.21	3,183,112.24	2,575,051.20	2,044,965.02	1,934,517.69
9	Transmission Voltage (TS)	834,436.23	864,852.41	486,664.10	616,994.78	824,607.38	822,724.40	892,911.80	751,983.82	826,229.30	837,202.13	666,507.63	663,010.08
10	Total Revenue	\$5,478,722.69	\$6,015,848.18	\$5,576,347.61	\$5,012,627.02	\$5,819,511.27	\$5,692,381.45	\$6,314,800.59	\$7,269,429.48	\$6,567,999.40	\$5,822,689.09	\$5,213,721.65	\$5,498,296.45
11	BTR Revenues	5,934,606.01	6,526,905.94	6,072,605.52	5,441,814.17	6,643,044.83	6,381,491.39	7,137,316.98	8,244,441.16	7,334,617.73	6,539,076.45	5,875,836.75	6,209,047.93
12	CAT Tax @ 0.26%	(\$15,430.11)	(\$16,970.10)	(\$15,788.91)	(\$14,148.84)	(\$17,272.05)	(\$16,592.02)	(\$18,557.18)	(\$21,435.73)	(\$19,070.17)	(\$17,001.74)	(\$15,277.31)	(\$16,143.66)
	BTR Revenue excluding CAT Tax	\$5,919,175.90	\$6,509,935.84	\$6,056,816.61	\$5,427,665.33	\$6,625,772.77	\$6,364,899.37	\$7,118,759.80	\$8,223,005.43	\$7,315,547.56	\$6,522,074.71	\$5,860,559.44	\$6,192,904.27
13	RTEP Credit	(455,883.32)	(511,057.76)	(496,257.91)	(429,187.15)	(823,533.55)	(689,109.94)	(822,516.39)	(975,011.68)	(766,618.33)	(716,387.36)	(662,115.10)	(710,751.48)
14	CAT Tax @ 0.26%	\$1,185.31	\$1,328.76	\$1,290.28	\$1,115.90	\$2,141.21	\$1,791.70	\$2,138.56	\$2,535.05	\$1,993.22	\$1,862.62	\$1,721.51	\$1,847.97
15	RTEP Credit excluding CAT Tax	(\$454,698.01)	(\$509,729.00)	(\$494,967.63)	(\$428,071.25)	(\$821,392.35)	(\$687,318.24)	(\$820,377.83)	(\$972,476.63)	(\$764,625.11)	(\$714,524.74)	(\$660,393.59)	(\$708,903.51)

SCHEDULE D-3
MONTHLY OVER AND UNDER RECOVERY

Schedule D-3

Duke Energy Ohio, Inc.
 Gas Transmission Rider
 Monthly Over and Under Recovery
 For the Period June 1, 2013 through May 31, 2014

Line	Description	Reference	Jun-13	Jul-13	Aug-13	Sep-13	Oct-13	Nov-13	Dec-13	Jan-14	Feb-14	Mar-14	Apr-14	May-14	Total
1	BTR Reconciliation														
2	Transmission Charges		\$5,915,316.43	\$6,184,766.81	\$6,208,382.67	\$6,081,037.89	\$6,158,181.71	\$5,983,590.02	\$6,150,653.00	\$5,908,245.62	\$5,567,979.34	\$5,980,642.33	\$5,894,955.71	\$5,924,878.60	\$71,998,243.33
3	Revenue Collected in BTR		5,919,175.90	6,509,935.84	6,056,819.61	5,827,665.33	6,653,772.77	6,354,899.37	7,118,759.80	8,223,008.43	7,315,547.56	6,522,074.71	5,860,558.44	6,182,904.27	78,137,117.03
4	Current Month Over (Under) Collection (1)		3,859.37	315,147.03	(151,568.06)	(653,972.66)	437,611.06	381,308.45	959,096.80	2,314,759.81	1,747,568.22	541,432.38	(94,386.27)	256,025.47	6,136,873.70
5	Prior Period Over (Under) Collection (1)		(38,202.58)	(38,202.58)	(38,202.58)	(38,202.58)	(527,896.67)	(527,896.67)	(527,896.67)	(527,896.67)	(527,896.67)	(527,896.67)	(527,896.67)	(527,896.67)	(4,375,983.68)
6	Net Over (Under) Collection to Include in Rates		(34,343.11)	276,944.45	(189,768.64)	(692,375.24)	(70,285.61)	(146,588.22)	431,200.13	1,786,863.14	1,219,671.55	13,535.71	(562,292.94)	(269,871.20)	1,762,890.02
7	RTEP Credit Reconciliation														
8	RTEP Charges to be Refunded		(1,021,721.16)	(1,040,652.83)	(1,040,670.12)	(1,040,651.12)	(1,043,556.50)	(1,040,461.48)	(1,040,461.48)	(1,100,283.17)	(1,099,571.13)	(1,100,940.13)	(1,114,876.18)	(1,112,437.49)	(8,128,811,682.57)
9	Revenue Refunded in RTEP Credit		(454,698.01)	(500,729.00)	(484,967.63)	(478,071.25)	(667,392.35)	(667,318.24)	(670,377.83)	(972,476.63)	(764,625.11)	(714,524.74)	(650,393.59)	(708,903.51)	(8,037,477.89)
10	Current Month Over (Under) Collection (1)		567,023.15	530,923.83	545,702.48	612,579.87	222,164.15	354,433.02	220,107.65	133,608.54	334,946.02	394,415.39	454,662.59	404,533.96	4,774,214.68
11	Prior Period Over (Under) Collection (1)		(255,407.92)	(255,407.92)	(255,407.92)	(255,407.92)	(273,353.67)	(273,353.67)	(273,353.67)	(273,353.67)	(273,353.67)	(273,353.67)	(273,353.67)	(273,353.67)	(3,209,461.04)
12	Net Over (Under) Collection to Include in Rates		311,615.23	275,515.91	290,294.57	357,171.95	(51,189.52)	80,079.35	(53,250.02)	(139,547.13)	61,592.35	121,061.72	181,228.92	131,180.31	1,563,753.64

Notes (1) June - September 2013 represents one-twelfth of the May 2012 ending balance from Case No. 12-2087-EL-RDR
 October 2013 - May 2014 represents one-twelfth of the May 2013 ending balance from Case No. 13-1633-EL-RDR

SCHEDULE D-3a
CARRYING COST CALCULATION

Duke Energy Ohio, Inc.
Base Transmission Rider
Carrying Costs Calculation
For the Period June 1, 2013 through May 31, 2014

Line	Description	Reference	Jun-13	Jul-13	Aug-13	Sep-13	Oct-13	Nov-13	Dec-13	Jan-14	Feb-14	Mar-14	Apr-14	May-14
1	BTR													
2	Monthly Balances													
3	Beginning Balance of Over-(Under-) Recovery	Sch D-3, Line 3	(6,487,570.34)	(6,512,463.87)	(6,225,489.84)	(6,404,991.90)	(7,088,609.56)	(6,661,811.50)	(6,308,991.05)	(5,375,738.25)	(3,079,679.44)	(1,341,860.22)	(605,206.84)	(843,249.11)
4	Current Month Over-(Under-) Collection	To Sch. C-3	3,859.47	315,147.03	(151,566.06)	(853,972.66)	457,611.06	361,308.45	959,096.00	2,314,759.81	1,747,568.22	541,432.38	(34,396.27)	258,025.47
5	Carrying Charge @ 5.32% ¹⁴		(28,753.00)	(28,173.00)	(27,936.00)	(29,845.00)	(30,413.00)	(28,668.00)	(25,844.00)	(18,701.00)	(8,779.00)	(4,749.00)	(3,848.00)	(3,166.00)
6	Ending Balance		(6,512,463.87)	(6,225,489.84)	(6,404,991.90)	(7,088,609.56)	(6,681,811.50)	(6,308,991.05)	(5,375,738.25)	(3,079,679.44)	(1,341,860.22)	(805,206.84)	(643,249.11)	(580,369.64)
7	RTEP Credit													
8	Monthly Balances													
9	Beginning Balance of Over-(Under-) Recovery	Sch D-3, Line 9	(4,301,875.43)	(3,752,667.28)	(3,237,203.45)	(2,704,642.96)	(2,102,696.09)	(1,889,360.94)	(1,543,520.92)	(1,329,772.27)	(1,201,564.73)	(871,202.71)	(479,775.32)	(26,311.73)
10	Current Month Over-(Under-) Collection	To Sch. C-3a	567,023.15	530,923.83	545,702.49	612,579.87	222,164.15	353,433.02	220,103.65	133,806.54	334,946.02	394,415.39	454,562.59	404,533.98
11	Carrying Charge @ 5.32% ¹⁴		(17,815.00)	(15,460.00)	(13,142.00)	(10,633.00)	(8,829.00)	(7,593.00)	(6,355.00)	(5,599.00)	(4,564.00)	(2,968.00)	(1,119.00)	780.00
12	Ending Balance		(3,752,667.28)	(3,237,203.45)	(2,704,642.96)	(2,102,696.09)	(1,889,360.94)	(1,543,520.92)	(1,329,772.27)	(1,201,564.73)	(871,202.71)	(479,775.32)	(26,311.73)	379,002.25

¹⁴ Long term debt costs included in Case No 12-1682-EL-AIR

Network Integration Transmission Service (NITS)

a) Complete description of the cost.

Network customers pay daily demand charges to PJM Interconnection, Inc. (PJM) transmission owners using the applicable zonal or non-zone Network Integration Transmission Service rates. All network customers in the AP zone receive rebates to hold them harmless from the network rate conversion upon PJM integration. For transmission owners (except those in ATSI, PPL, ComEd, Dayton, and Duquesne zones), the charges for their own transmission facilities are not actually paid (i.e., exempted with an equal amount credits) and are shown only to identify their cost responsibility as ordered by Federal Energy Regulatory Commission (FERC). Low voltage charges also apply for the ATSI zone based on their peak load contribution in each ATSI utility service territory using the applicable customer's low voltage billing factor for each ATSI service territory.

b) Detailed explanation of why Duke Energy Ohio is assessed the cost.

As part of the Stipulation and Recommendation in Cases 11-2641-EL-RDR, and 11-2642-EL-RDR, it was determined with suppliers serving switched retail, and standard service offer load that these charges would be paid by Duke Energy Ohio, Inc. (Duke Energy Ohio or Company). These charges are directly associated with serving load from the PJM transmission system. Daily demand charges are calculated as network customers' daily network service peak load contribution, times 1/365th of the applicable zonal rate(s) for the zone(s) in which the network load is located. Monthly negative offset charges are rebated to AP zone network customers based on the applicable rates in PJM tariff Attachment H-11, section 4. Non-zone network service peak load contributions are coincident with the PJM Region peak. Daily low voltage charges are assessed to network customers in the ATSI zone for use of transmission facilities below 138 kV based on their network service peak load contribution MW times the low voltage rate times the percentage of their load serving those facilities.

c) Detailed explanation of the control Duke Energy Ohio has over the cost.

Duke Energy Ohio has no control over the costs since the Company is assessed the cost based on its load and cost based FERC approved tariff rates.

d) Detailed explanation of the policies and procedures in place to minimize these costs.

N/A see response to c above.

Transmission Owner Scheduling, System control and Dispatch Service – Schedule 1A

a) Complete description of the cost.

All Transmission Customers purchase this from PJM to schedule energy through, out, within, or into PJM.

b) Detailed explanation of why Duke Energy Ohio is assessed the cost.

As part of the Stipulation and Recommendation in Cases 11-2641-EL-RDR and 11-2642-EL-RDR, it was determined with suppliers serving switched retail, and standard service offer load that these charges would be paid by Duke Energy Ohio. Monthly charges for the operation of the PJM transmission owners' control centers are calculated for transmission customers based on their monthly usage of the PJM transmission system. Point-to-Point Transmission Customers pay a pool-wide rate of \$0.0912/MWh based on their energy deliveries including losses, and network customers pay applicable zonal rates provided in Schedule 1A of the Tariff based on the real-time MWh of monthly load they serve. Retail load schedules with reconciliation data (in kWh) provided by the applicable EDC are reconciled on an hourly basis using zonal \$/MWh billing determinants equal to the applicable zonal Schedule 1A rates on a two-month billing lag.

c) Detailed explanation of the control Duke Energy Ohio has over the cost.

Duke Energy Ohio has no control over the costs.

d) Detailed explanation of the policies and procedures in place to minimize these costs.

N/A. See response to c above.

Reactive Supply and Voltage Control from Generation and Other Sources Service – Schedule 2

a) Complete description of the cost.

All Transmission Customers purchase this from PJM to maintain acceptable transmission voltages.

b) Detailed explanation of why Duke Energy Ohio is assessed the cost.

As part of the Stipulation and Recommendation in Cases 11-2641-EL-RDR, and 11-2642-EL-RDR, it was determined with suppliers serving switched retail, and standard service offer load that these charges would be paid by Duke Energy Ohio. Monthly pool-wide reactive revenue requirements allocated as charges to point-to-point customers (and to network customers in transmission zones with no reactive revenue requirements) based on their monthly peak usage of the PJM transmission system. Monthly peak usage equals the total hourly amounts of transmission capacity reserved, and not curtailed by PJM, divided by 24. The remaining reactive revenue requirements for each transmission zone not recovered from point-to-point customers are allocated to the network customers serving load in that zone based on their monthly network service peak load contributions.

c) Detailed explanation of the control Duke Energy Ohio has over the cost.

Duke Energy Ohio does not have any control over the costs since the Company is assessed the cost based on its load and cost based FERC approved tariff rates.

d) Detailed explanation of the policies and procedures in place to minimize these costs.

N/A see response to c above.

Regional Transmission Expansion Planning – Schedule 12

a) Complete description of the cost.

All network customers and merchant transmission owners pay transmission owners for required transmission enhancement projects in accordance with the zonal cost responsibility allocations in the appendix to Schedule 12. All transmission projects collecting these payments are on PJM's website under Transmission Services/Formula Rates.

b) Detailed explanation of why Duke Energy Ohio is assessed the cost.

As part of the Stipulation and Recommendation in Cases 11-2641-EL-RDR, and 11-2642-EL-RDR, it was determined with suppliers serving switched retail, and standard service offer load that these charges would be paid by Duke Energy Ohio. All network customers serving load in a responsible zone pay for that zone's applicable projects' revenue requirements in proportion to their network service peak load share in that zone, and responsible merchant transmission owners also pay their share of applicable revenue requirements.

c) Detailed explanation of the control Duke Energy Ohio has over the cost.

Duke Energy Ohio has no control over the costs since the company is assessed the cost based on its load and cost based FERC approved tariff rates.

d) Detailed explanation of the policies and procedures in place to minimize these costs.

N/A see response to c above.

MISO Transmission Expansion Plan

a) Complete description of the cost.

These costs consist of Legacy Midcontinent Independent System Operator, Inc. (MISO) transmission enhancement projects the Company is liable for due to prior membership in MISO.

b) Detailed explanation of why Duke Energy Ohio is assessed the cost.

Duke Energy Ohio is assessed the costs due to their prior membership in MISO.

c) Detailed explanation of the control Duke Energy Ohio has over the cost.

Duke Energy Ohio has no control over the costs.

d) Detailed explanation of the policies and procedures in place to minimize these costs.

N/A see response to c above.

Day-Ahead Load Response Charge Allocation

a) Complete description of the cost.

The Day-Ahead Load Response Charge Allocation line item allocates the cost of load response payments in the day-ahead market to Load Serving Entities (LSEs) serving day-ahead load in zones where the zonal day-ahead Locational Marginal Pricing (LMP) is higher than the net benefit threshold. The Day-ahead Load Response Charge Allocation is based on a load-ratio share, using the real-time load. It is also allocated based on ratio share for real-time exports. Details of this charge can be found in the PJM Tariff, Attachment K, Section 3.3A.5, (d).

b) Detailed explanation of why Duke Energy Ohio is assessed the cost.

As part of the Stipulation and Recommendation in Cases 11-2641-EL-RDR, and 11-2642-EL-RDR, it was determined with suppliers serving switched retail, and standard service offer load that these charges would be paid by Duke Energy Ohio.

c) Detailed explanation of the control Duke Energy Ohio has over the cost.

Duke Energy Ohio has no control over the costs.

d) Detailed explanation of the policies and procedures in place to minimize these costs.

N/A see response to c above.

Real-Time Load Response Charge Allocation

a) Complete description of the cost.

The Real-Time Load Response Charge Allocation line item allocates the cost of load response payments in the balancing market to LSEs serving real-time load in zones where the zonal real-time LMP is higher than the net benefit threshold. The Real-time Load Response Charge Allocation is based on a load-ratio share, using the real-time load. It is also allocated based on ratio share for real-time exports. Details of this charge can be found in the PJM Tariff, Attachment K, Section 3.3A.5 (d).

b) Detailed explanation of why Duke Energy Ohio is assessed the cost.

As part of the Stipulation and Recommendation in Cases 11-2641-EL-RDR, and 11-2642-EL-RDR, it was determined with suppliers serving switched retail, and standard service offer load that these charges would be paid by Duke Energy Ohio.

c) Detailed explanation of the control Duke Energy Ohio has over the cost.

Duke Energy Ohio has no control over the costs.

d) Detailed explanation of the policies and procedures in place to minimize these costs.

N/A see response to c above.