

Brightergy, Llc DUNS: 01-627-6361

Dashboard

Company Info

1712 Main St 6th Fl
Kansas City, MO 64108

URL: www.brightergy.com

Phone: (816) 866-0555

Scores

PAYDEX®	Delinquency Predictor		Financial Stress		Supplier Eval. Risk Rating	Credit Limit Rec.	D&B Rating	D&B Viability Rating
Score	Score	Class	Score	Class	Rating	Recommendation	Rating	Rating
80 ▲	531 ▼	2	1488 ▼	3	5 ▼	\$100K	1R4	45BG

Recent Alerts

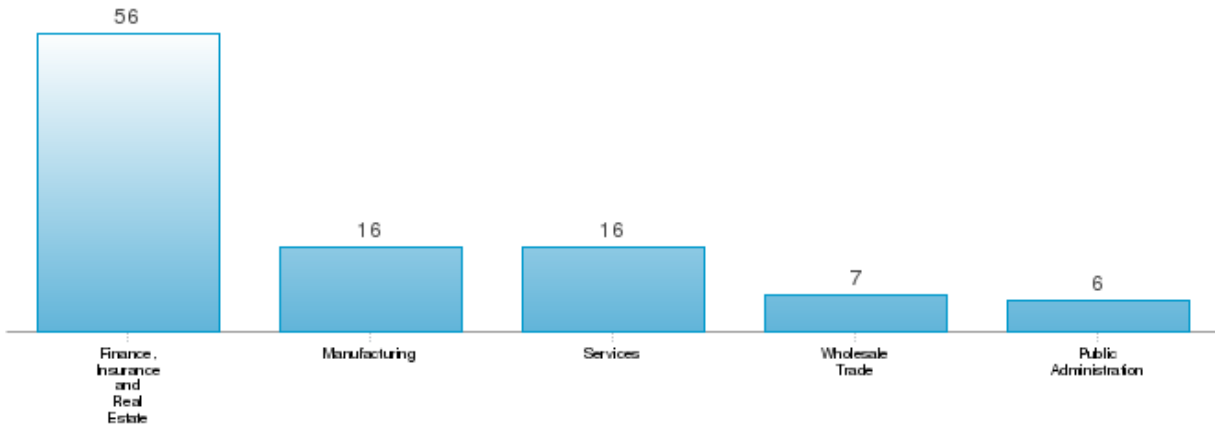
 SCORE 10/30/16 Supplier Evaluation Risk Rating Declined	 INQUIRY 10/30/16 1 New Inquiry
 SCORE 10/30/16 Delinquency Predictor Score Declined	 INQUIRY 10/22/16 1 New Inquiry

Inquiries

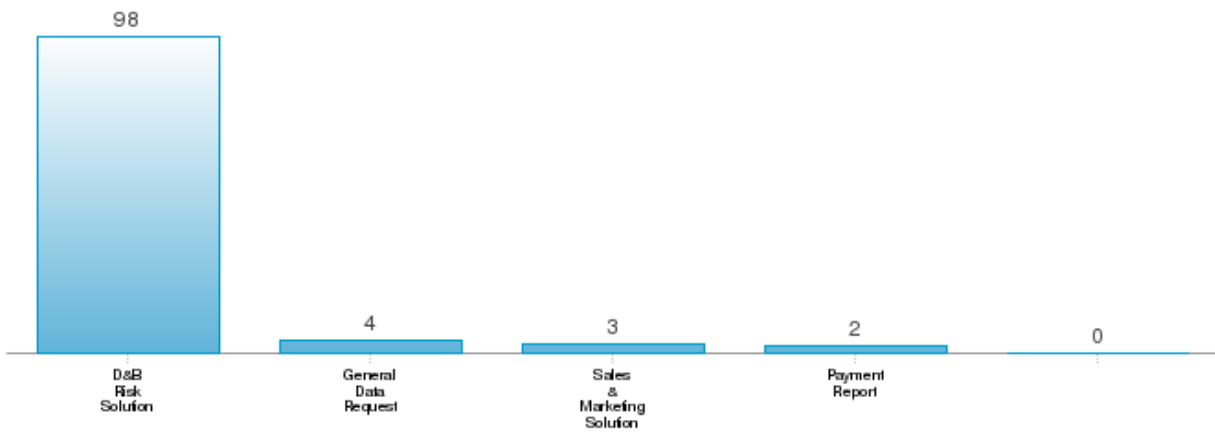
Most Recent

Date	SIC / Sector	Report type
10/19/16	Finance, Insurance and Real Estate	D&B Risk Solution
10/17/16	Manufacturing	D&B Risk Solution
10/10/16	Finance, Insurance and Real Estate	D&B Risk Solution
09/30/16	Finance, Insurance and Real Estate	D&B Risk Solution
09/30/16	Finance, Insurance and Real Estate	D&B Risk Solution

Top 5 Inquiries by SIC / Sector (12 Months)



Top 5 Inquiries by Report Type (12 Months)



Scores

PAYDEX®

80 
ON TERMS

3 Month PAYDEX®
80



Understanding My Score

The D&B PAYDEX® is a unique, dollar weighted indicator of payment performance based on payment experiences as reported to D&B by trade references.

Recent Payments

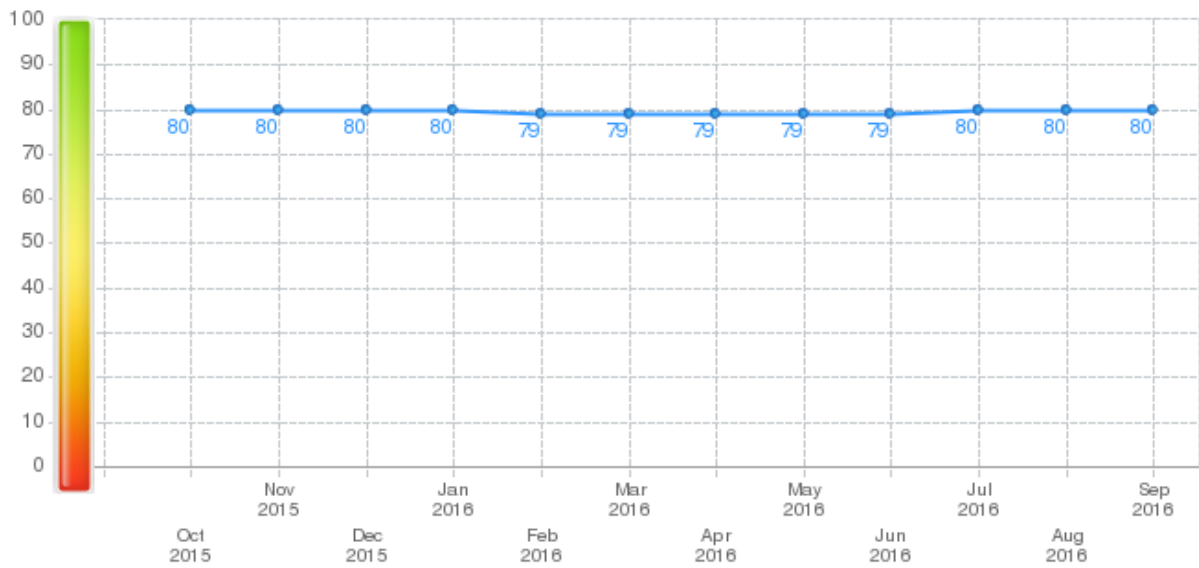
Total (Last 24 Months): 36

Date	Paying Record	High Credit	Now Owes	Past Due	Selling Terms	Last sale w/f (Mo.)
10/2016	Ppt	\$7,500	\$0	\$0	--	6-12 mos
10/2016	Ppt	\$5,000	\$0	\$0	--	4-5 mos
10/2016	Ppt	\$1,000	\$0	\$0	--	2-3 mos
10/2016	(004)	\$100	\$100	--	Cash account	1 mo
09/2016	Ppt	\$3,000,000	\$0	\$0	--	1 mo

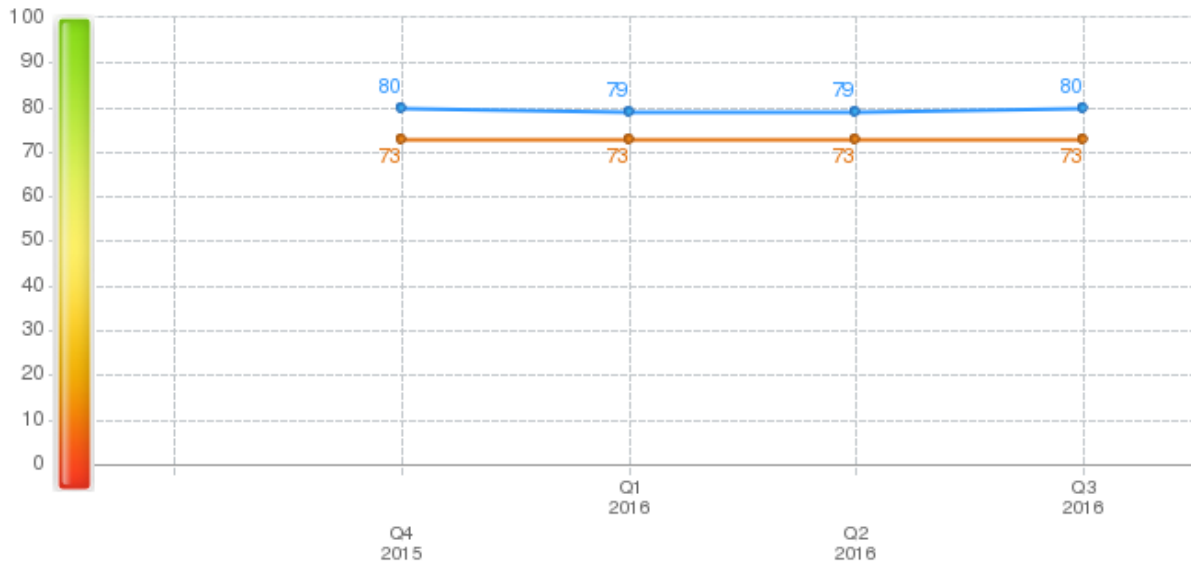
Key

PAYDEX®	Payment Practices	PAYDEX®	Payment Practices
100	Anticipate	40	60 Days Beyond Terms
90	Discount	30	90 Days Beyond Terms
80	Prompt	20	120 Days Beyond Terms
70	15 Days Beyond	1-19	Over 120 Days Beyond Terms
60	22 Days Beyond Terms	UN	Unavailable
50	30 Days Beyond Terms		

Trends



Industry Comparison



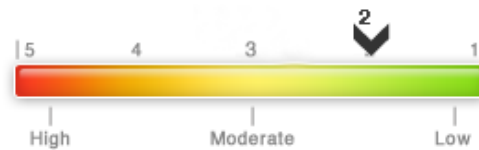
- My Company (80)
- Industry Median: (73)

Based on payments collected over the last 4 quarters.

- Current PAYDEX® for this business is 80, or equal to ON TERMS
- The present industry median score is 73, or equal to 11 days beyond terms.

Delinquency Predictor Score

Score **531** ▼ Class **2** Percentile **72%**



Moderate risk of severe payment delinquency over next 12 months

Understanding My Score

The D&B Delinquency Predictor (formerly the Commercial Credit Score) predicts the likelihood that a company will pay in a severely delinquent manner (91+ days past term) over the next 12 months, seek legal relief from creditors, or cease operations without paying all creditors in full over the next 12 months based on the information in D&B's database. A severely delinquent firm is defined as a business with at least 10% of its dollars 91+ days slow.

Incidence of Delinquent Payment:

Among Companies with this Classification: **2.50%**

Factors Affecting Your Score:

Higher risk industry based on delinquency rates for this industry

Proportion of slow payments in recent months

Proportion of past due balances to total amount owing

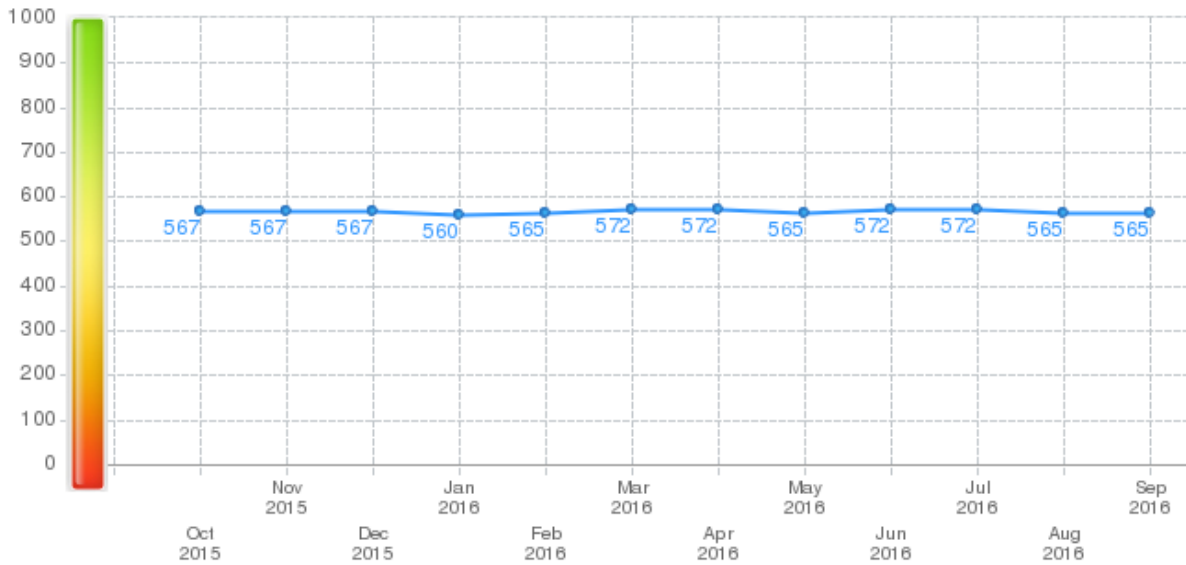
Limited time under present management control

Evidence of open suits

Key

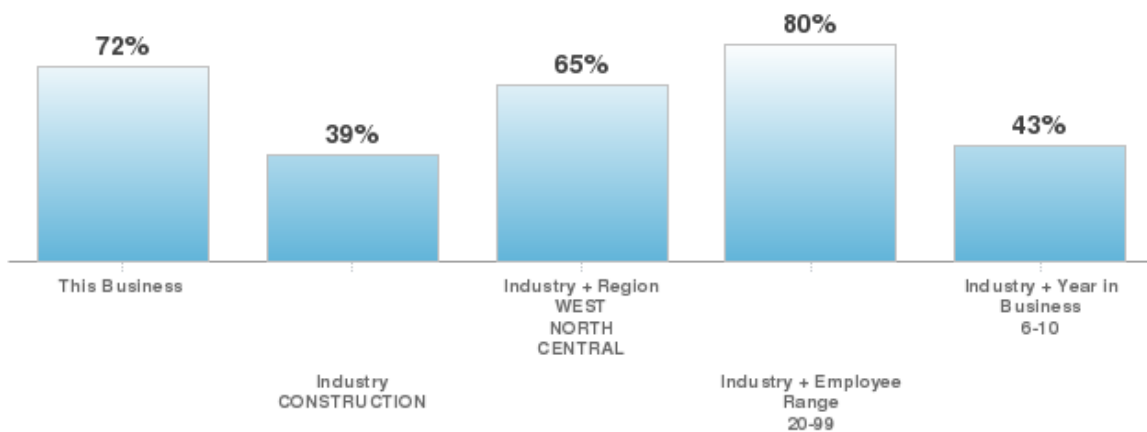
Risk Class	% of Businesses within this Class	Percentile	Score
1	10%	91-100	580-670
2	20%	71-90	530-579
3	40%	31-70	481-529
4	20%	11-30	453-480
5	10%	1-10	101-452

Trends - Scores, 12 Month



• **My Company (531)**

Industry Comparison



This business has a Credit Score Percentile that shows:

- Lower risk than other companies in the same region.
- Lower risk than other companies in the same industry.
- Higher risk than other companies in the same employee size range.
- Lower risk than other companies with a comparable number of years in business.

Score **1488** ▼ Class **3** Nat'l % **56%**



Moderate risk of severe financial stress, such as a bankruptcy, over the next 12 months

Understanding My Score

Incidence of Financial Stress:

Among Companies with this Classification: **0.24** (84 per 10000)

Factors Affecting Your Score:

Composite credit appraisal is rated limited.

UCC Filings reported.

High number of inquiries to D&B over last 12 months.

Limited time under present management control

Business does not own facilities.

Higher risk legal structure.

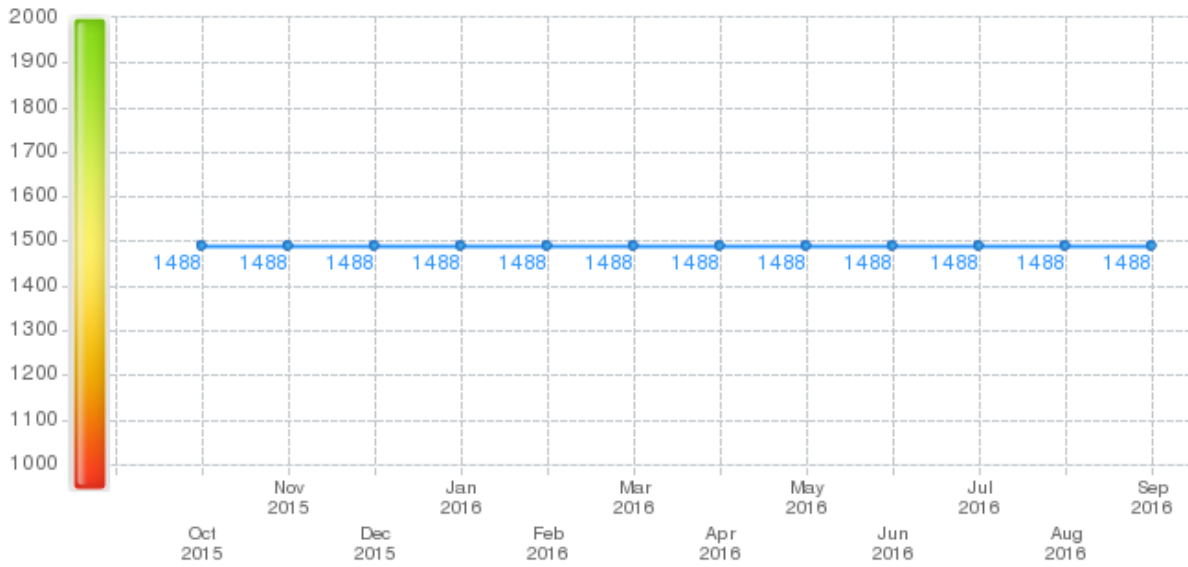
- The Financial Stress Class Summary Model predicts the likelihood of a firm ceasing business without paying all creditors in full, or reorganization or obtaining relief from creditors under state/federal law over the next 12 months. Scores were calculated using a statistically valid model derived from D&B's extensive data files.

Notes:

- The Financial Stress Class indicates that this firm shares some of the same business and financial characteristics of other companies with this classification. It does not mean the firm will necessarily experience financial stress.
- The Incidence of Financial Stress shows the percentage of firms in a given Class that discontinued operations over the past year with loss to creditors. The Incidence of Financial Stress - National Average represents the national failure rate and is provided for comparative purposes.
- The Financial Stress National Percentile reflects the relative ranking of a company among all scorable companies in D&B's file.
- The Financial Stress Score offers a more precise measure of the level of risk than the Class and Percentile. It is especially helpful to customers using a scorecard approach to determining overall business performance.
- All Financial Stress Class, Percentile, Score and Incidence statistics are based on sample data from

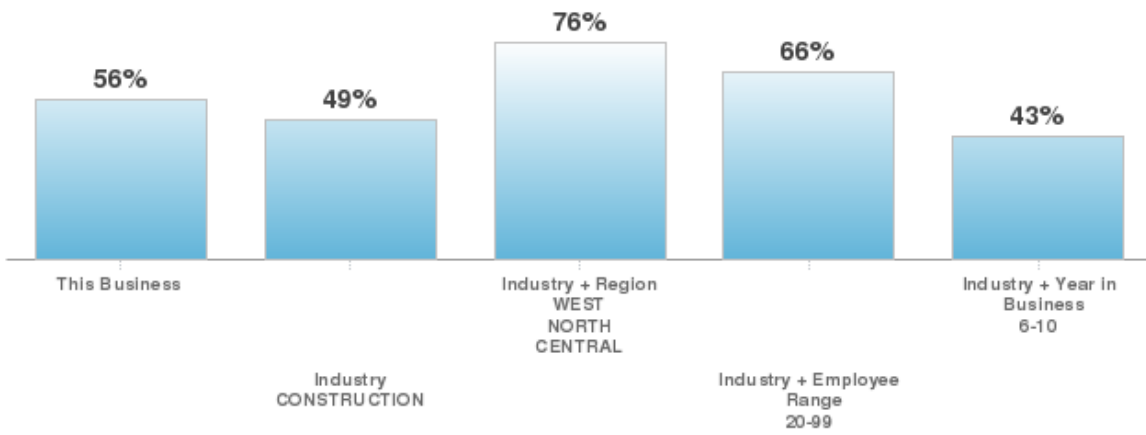
Key

Score	Class	Percentile	Incidence of Financial Stress
1570-1875	1	95-100	6.0%
1510-1569	2	69-94	10.6%
1450-1509	3	34-68	18.4%
1340-1449	4	2-33	31.5%
1001-1339	5	1	70.0%



• My Company (1,488)

Industry Comparison



Based on payments collected over the last 4 quarters.

- Higher risk than other companies in the same region.
- Lower risk than other companies in the same industry.
- Higher risk than other companies in the same employee size range.
- Lower risk than other companies with a comparable number of years in business.

Supplier Evaluation Risk Rating

5 ▼



Moderate risk of supplier experiencing severe financial stress over the next 12 months.

Understanding My Score

The Supplier Evaluation Risk (SER) Rating predicts the likelihood that a supplier will cease

business operations or become inactive over the next 12 month period based on the depth of predictive data attributes available on the business. The SER Rating scoring system uses statistical probabilities to classify public and private companies into a 1-9 risk rating, where 1 represents low risk and 9 represents high risk.

Factors Affecting This Company's Score:

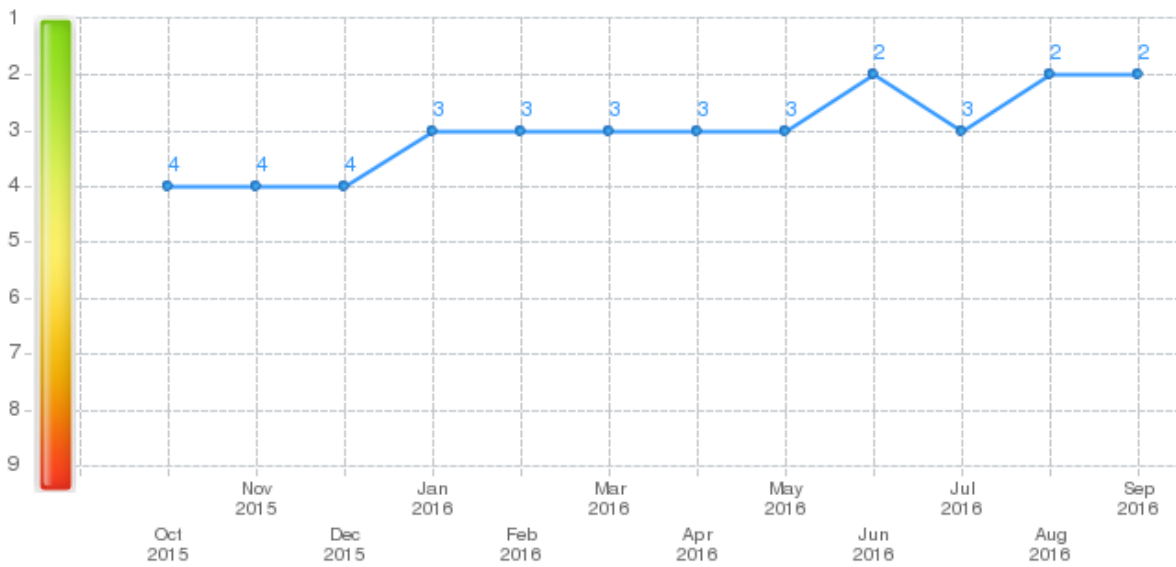
Higher risk industry based on inactive rate for this industry

Limited time under present management control

Proportion of past due balances to total amount owing

Proportion of slow payment experiences to total number of payment experiences reported

Trends



• My Company (5)

Credit Limit Recommendation

Risk Category

1

Conservative Credit Limit

\$100k

Aggressive Credit Limit

\$200k

Low



Understanding My Score

D&B's Credit Limit Recommendation is intended to help you more easily manage your credit decisions. It provides two recommended dollar guidelines:

A conservative limit, which suggests a dollar benchmark if your policy is to extend less credit to minimize risk.

An aggressive limit, which suggests a dollar benchmark if your policy is to extend more credit with potentially more risk.

The dollar guideline amounts are based on a historical analysis of credit demand of customers in D&B's U.S. payments database which have a similar profile to your business.

Rating
1R4

Number of employees: **1R** indicates 10 or more employees
Composite Credit Appraisal: **4** is limited

D&B Rating	Date Applied
1R4	2014-10-07
1R3	2012-04-25
--	2011-08-17
1R3	2010-01-29

Understanding My Score

Factors Affecting Your Score

of Employees Total: **52 (UNDETERMINED here)**

Payment Activity (based on 36 experiences):

Average High Credit: **\$131,183**

Highest Credit: **\$3,000,000**

Total Highest Credit: **\$3,150,600**

Note: The Worth amount in this section may have been adjusted by D&B to reflect typical deductions, such as certain intangible assets.

D&B Viability Rating

4

Viability Score



Compared to ALL US Businesses within the D&B Database:

- Level of Risk: **Low Risk**
- Businesses ranked 4 have a probability of becoming no longer viable: **5%**
- Percentage of businesses ranked 4: **14%**
- Across all US businesses, the average probability of becoming no longer viable: **14%**

5

Portfolio Comparison



Compared to ALL US Businesses within the D&B Database:

- Model Segment: **Established Trade Payments**
- Level of Risk: **Moderate Risk**
- Businesses ranked 5 within this model segment have a probability of becoming no longer viable: **5%**
- Percentage of businesses ranked 5 within this model segment: **11%**
- Within this model segment, the average probability of becoming no longer viable: **5%**

B**Data Depth Indicator**G
DescriptiveB
↓A
Predictive**Data Depth Indicator:**

Rich Firmographics
 Extensive Commercial Trading Activity
 Basic Financial Attributes

G**Company Profile**Financial
DataTrade
PaymentsCompany
SizeYears in
Business**Not
Available****Available
(3+Trade)****Large****Established****Compared to ALL US Businesses within the D&B Database:**

- Financial Data: **Not Available**
- Trade Payments: **Available: 3+Trade**
- Company Size: **Large: Employees:50+ or Sales: \$500K+**
- Years in Business: **Established: 5+**

Inquiries**12 Month Summary**

Over the past 12 months ending 10-2016, 107 individual requests for information on your company were received; this represents a 17.76% increase over the prior 12 month period. The 107 inquiries were made by 39 unique customers indicating that some companies have inquired on your business multiple times and may be monitoring you. Of the total products purchased, 56, or 52.34% came from the Finance, Insurance and Real Estate sector; 16, or 14.95% came from the Manufacturing sector; 16, or 14.95% came from the Services sector.

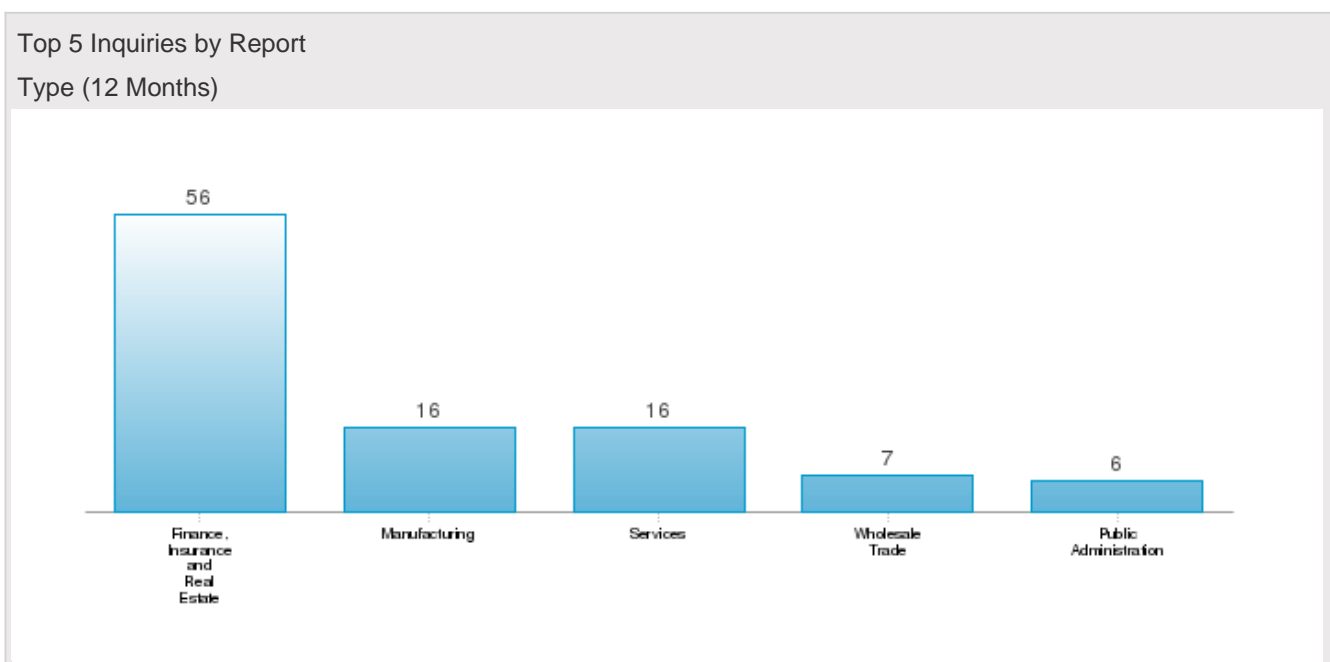
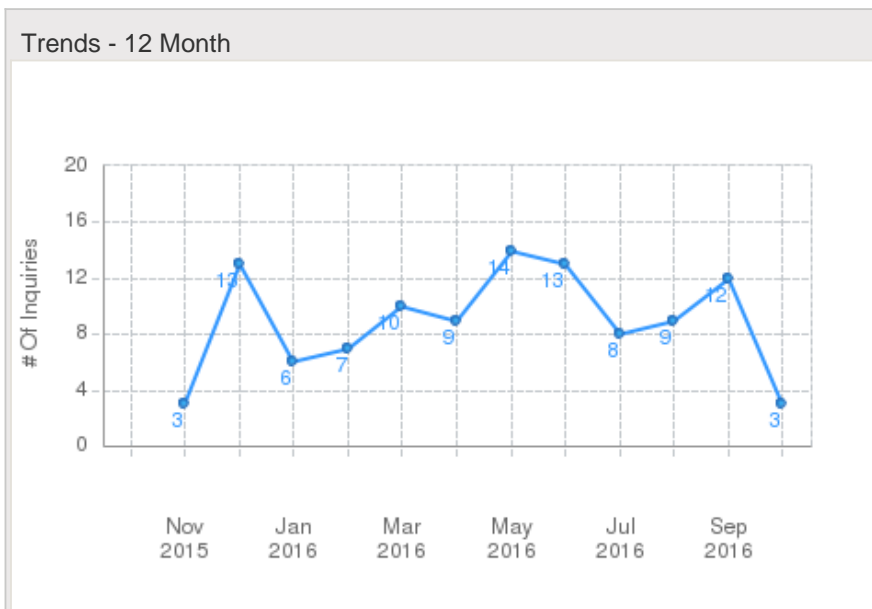
12 Month Total# Inquiries: 107**12 Month Unique Customers:**39

Date ▼	Report type	SIC / Sector
10/19/16	D&B Risk Solution	Finance, Insurance and Real Estate
10/17/16	D&B Risk Solution	Manufacturing
10/10/16	D&B Risk Solution	Finance, Insurance and Real Estate
09/30/16	D&B Risk Solution	Finance, Insurance and Real Estate
09/30/16	D&B Risk Solution	Finance, Insurance and Real Estate
09/30/16	D&B Risk Solution	Finance, Insurance and Real Estate
09/30/16	D&B Risk Solution	Finance, Insurance and Real Estate
09/22/16	D&B Risk Solution	Finance, Insurance and Real Estate
09/22/16	D&B Risk Solution	Finance, Insurance and Real Estate
09/22/16	D&B Risk Solution	Finance, Insurance and Real Estate
09/21/16	D&B Risk Solution	Finance, Insurance and Real Estate
09/21/16	D&B Risk Solution	Services

09/13/16	D&B Risk Solution	Transportation, Communications, Electric, Gas and Sanitary Services
09/13/16	D&B Risk Solution	Finance, Insurance and Real Estate
09/04/16	D&B Risk Solution	Finance, Insurance and Real Estate
08/25/16	D&B Risk Solution	Finance, Insurance and Real Estate
08/23/16	D&B Risk Solution	Wholesale Trade
08/17/16	Sales & Marketing Solution	Manufacturing
08/16/16	D&B Risk Solution	Finance, Insurance and Real Estate
08/09/16	D&B Risk Solution	Wholesale Trade
08/07/16	D&B Risk Solution	Finance, Insurance and Real Estate
08/05/16	D&B Risk Solution	Services
08/02/16	D&B Risk Solution	Services
08/01/16	D&B Risk Solution	Services
07/29/16	D&B Risk Solution	Finance, Insurance and Real Estate
07/29/16	D&B Risk Solution	Services
07/28/16	D&B Risk Solution	Finance, Insurance and Real Estate
07/22/16	D&B Risk Solution	Finance, Insurance and Real Estate
07/19/16	D&B Risk Solution	Finance, Insurance and Real Estate
07/12/16	D&B Risk Solution	Services
07/10/16	D&B Risk Solution	Finance, Insurance and Real Estate
07/06/16	D&B Risk Solution	Wholesale Trade
06/29/16	D&B Risk Solution	Finance, Insurance and Real Estate
06/20/16	D&B Risk Solution	Public Administration
06/20/16	Sales & Marketing Solution	Public Administration
06/19/16	D&B Risk Solution	Finance, Insurance and Real Estate
06/17/16	D&B Risk Solution	Services
06/17/16	D&B Risk Solution	Services
06/16/16	D&B Risk Solution	Finance, Insurance and Real Estate
06/16/16	D&B Risk Solution	Finance, Insurance and Real Estate
06/09/16	D&B Risk Solution	Finance, Insurance and Real Estate
06/08/16	D&B Risk Solution	Finance, Insurance and Real Estate
06/07/16	D&B Risk Solution	Manufacturing
06/07/16	D&B Risk Solution	Finance, Insurance and Real Estate
06/07/16	D&B Risk Solution	Finance, Insurance and Real Estate
05/30/16	D&B Risk Solution	Finance, Insurance and Real Estate
05/20/16	D&B Risk Solution	Wholesale Trade
05/19/16	D&B Risk Solution	Finance, Insurance and Real Estate
05/16/16	D&B Risk Solution	Transportation, Communications, Electric, Gas and Sanitary Services
05/16/16	D&B Risk Solution	Finance, Insurance and Real Estate
05/16/16	D&B Risk Solution	Finance, Insurance and Real Estate
05/16/16	Payment Report	Transportation, Communications, Electric, Gas and Sanitary Services

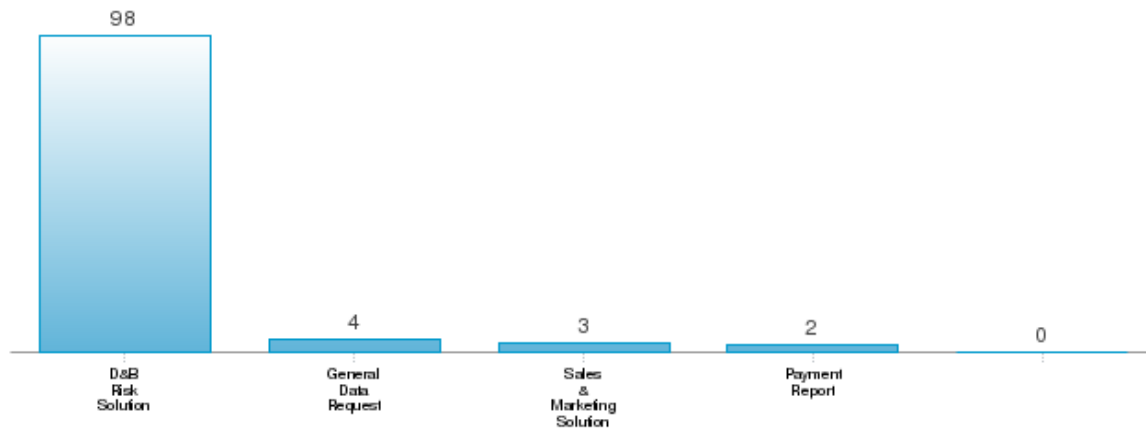
05/13/16	D&B Risk Solution	Services
05/11/16	D&B Risk Solution	Finance, Insurance and Real Estate
05/10/16	D&B Risk Solution	Finance, Insurance and Real Estate
05/09/16	D&B Risk Solution	Manufacturing
05/09/16	D&B Risk Solution	Manufacturing
05/09/16	D&B Risk Solution	Finance, Insurance and Real Estate
05/09/16	D&B Risk Solution	Finance, Insurance and Real Estate
04/29/16	D&B Risk Solution	Services
04/28/16	D&B Risk Solution	Finance, Insurance and Real Estate
04/24/16	D&B Risk Solution	Finance, Insurance and Real Estate
04/24/16	Payment Report	Finance, Insurance and Real Estate
04/18/16	D&B Risk Solution	Finance, Insurance and Real Estate
04/15/16	D&B Risk Solution	Manufacturing
04/15/16	General Data Request	Manufacturing
04/13/16	D&B Risk Solution	Services
04/08/16	D&B Risk Solution	Finance, Insurance and Real Estate
03/29/16	D&B Risk Solution	Finance, Insurance and Real Estate
03/24/16	D&B Risk Solution	Manufacturing
03/24/16	D&B Risk Solution	Manufacturing
03/17/16	D&B Risk Solution	Wholesale Trade
03/17/16	D&B Risk Solution	Finance, Insurance and Real Estate
03/17/16	D&B Risk Solution	Services
03/15/16	D&B Risk Solution	Transportation, Communications, Electric, Gas and Sanitary Services
03/11/16	D&B Risk Solution	Wholesale Trade
03/07/16	D&B Risk Solution	Finance, Insurance and Real Estate
03/06/16	D&B Risk Solution	Public Administration
02/29/16	D&B Risk Solution	Manufacturing
02/24/16	D&B Risk Solution	Finance, Insurance and Real Estate
02/12/16	D&B Risk Solution	Finance, Insurance and Real Estate
02/10/16	D&B Risk Solution	Transportation, Communications, Electric, Gas and Sanitary Services
02/04/16	D&B Risk Solution	Finance, Insurance and Real Estate
02/02/16	D&B Risk Solution	Transportation, Communications, Electric, Gas and Sanitary Services
02/02/16	D&B Risk Solution	Services
01/31/16	D&B Risk Solution	Finance, Insurance and Real Estate
01/18/16	D&B Risk Solution	Finance, Insurance and Real Estate
01/13/16	D&B Risk Solution	Manufacturing
01/13/16	General Data Request	Manufacturing
01/07/16	D&B Risk Solution	Services
01/05/16	D&B Risk Solution	Finance, Insurance and Real Estate
12/31/15	D&B Risk Solution	Public Administration

12/31/15	Sales & Marketing Solution	Public Administration
12/23/15	D&B Risk Solution	Manufacturing
12/23/15	D&B Risk Solution	Finance, Insurance and Real Estate
12/23/15	General Data Request	Manufacturing
12/18/15	D&B Risk Solution	Wholesale Trade
12/13/15	D&B Risk Solution	Public Administration
12/11/15	D&B Risk Solution	Manufacturing
12/11/15	D&B Risk Solution	Services
12/11/15	D&B Risk Solution	Services
12/10/15	D&B Risk Solution	Finance, Insurance and Real Estate
12/03/15	D&B Risk Solution	Finance, Insurance and Real Estate
12/03/15	D&B Risk Solution	Finance, Insurance and Real Estate
11/26/15	D&B Risk Solution	Finance, Insurance and Real Estate
11/12/15	D&B Risk Solution	Finance, Insurance and Real Estate
11/06/15	General Data Request	Manufacturing



Top 5 Report Types

Graph(12 Months)



All Inquiries by Industry and SIC / Sector

SIC/Sector	Nov 2015 to Jan 2016	Feb 2016 to Apr 2016	May 2016 to Jul 2016	Aug 2016 to Oct 2016	Total Inquiries
Finance, Insurance and Real Estate	9	11	21	15	56
Manufacturing	6	5	3	2	16
Public Administration	3	1	2	0	6
Services	3	4	5	4	16
Transportation, Communications, Electric, Gas and Sanitary Services	0	3	2	1	6
Wholesale Trade	1	2	2	2	7

Inquiries by Report Type

Report Type	Nov 2015 to Jan 2016	Feb 2016 to Apr 2016	May 2016 to Jul 2016	Aug 2016 to Oct 2016	Total
D&B Proprietary Score Request	0	0	0	0	0
D&B Risk Solution	18	24	33	23	98
General Data Request	3	1	0	0	4
Payment Report	0	1	1	0	2
Sales & Marketing Solution	1	0	1	1	3

Payments

Currency: Shown in USD unless otherwise indicated

Payments Summary

Current PAYDEX®:	80	Equal to ON TERMS
Industry Median:	73	Equal to 11 DAYS BEYOND terms
Payment Trend:	↔	Unchanged, compared to payments three months ago

Total payment Experiences in D&Bs File (HQ):	36
Payments Within Terms (not dollar weighted):	85

Total Placed For Collection:	NA
Average Highest Credit:	131,183
Largest High Credit:	3,000,000
Highest Now Owing:	40,000
Highest Past Due:	25,000

Payments Summary by Industry

Total (Last 24 Months): 36

	Total Received	Total Dollar Amount	Largest High Credit Payment summary	Within Terms	Days Slow			
					31	30-80	81-90	90
Top Industries								
Public finance	4	\$150	\$50	100%	0	0	0	0
Misc business service	3	\$8,250	\$5,000	46%	45	9	0	0
Electric services	3	\$2,000	\$750	100%	0	0	0	0
Nonclassified	2	\$12,500	\$7,500	100%	0	0	0	0
Whol appliances	1	\$3,000,000	\$3,000,000	100%	0	0	0	0
Whol electrical equip	1	\$60,000	\$60,000	100%	0	0	0	0
Mfg environment cntrl	1	\$40,000	\$40,000	50%	0	50	0	0
Management services	1	\$10,000	\$10,000	100%	0	0	0	0
Whol office supplies	1	\$5,000	\$5,000	100%	0	0	0	0
Radiotelephone commun	1	\$2,500	\$2,500	0%	50	50	0	0
Short-trm busn credit	1	\$2,500	\$2,500	100%	0	0	0	0
Employment agency	1	\$2,500	\$2,500	100%	0	0	0	0
Data processing svcs	1	\$1,000	\$1,000	100%	0	0	0	0
Whol industrial equip	1	\$750	\$750	100%	0	0	0	0
Hvy const eqpt rental	1	\$500	\$500	100%	0	0	0	0
Telephone communictns	1	\$500	\$500	100%	0	0	0	0
Lithographic printing	1	\$250	\$250	100%	0	0	0	0
Other Categories								
Cash experiences	11	\$2,200	\$500	--	--	--	--	--
Unknown	0	\$0	\$0	--	--	--	--	--
Unfavorable comments	0	\$0	\$0	--	--	--	--	--
Placed for collections with D&B:	0	\$0	\$0	--	--	--	--	--
Other	0	N/A	\$0	--	--	--	--	--
Total in D&B's file	36	\$3,150,600	\$3,000,000	--	--	--	--	--

Payments Beyond Terms

Total (Last 24 Months): 5

Date ▼	Paying Record	High Credit	Now Owes	Past Due	Selling Terms	Last sale w/f (Mo.)
09/2016	Ppt-Slow 30	\$5,000	\$1,000	\$0	--	1 mo
09/2016	Ppt-Slow 30	\$2,500	\$750	\$0	--	1 mo
09/2016	Ppt-Slow 60	\$40,000	\$40,000	\$25,000	--	1 mo
09/2016	Slow 15-45	\$2,500	\$0	\$0	--	2-3 mos
09/2016	Slow 60	\$750	\$750	\$0	--	1 mo

All Payments

Total (Last 24 Months): 36

Date ▼	Paying Record	High Credit	Now Owes	Past Due	Selling Terms	Last sale w/f (Mo.)
10/2016	Ppt	\$7,500	\$0	\$0	--	6-12 mos
10/2016	Ppt	\$5,000	\$0	\$0	--	4-5 mos
10/2016	Ppt	\$1,000	\$0	\$0	--	2-3 mos
10/2016	(004)	\$100	\$100	--	Cash account	1 mo
09/2016	Ppt	\$3,000,000	\$0	\$0	--	1 mo
09/2016	Ppt	\$10,000	\$10,000	\$0	--	1 mo
09/2016	Ppt	\$5,000	\$5,000	\$2,500	N30	1 mo
09/2016	Ppt	\$2,500	\$2,500	\$0	--	1 mo
09/2016	Ppt	\$750	\$0	\$0	--	1 mo
09/2016	Ppt	\$750	\$0	\$0	--	2-3 mos
09/2016	Ppt	\$750	\$0	\$0	--	1 mo
09/2016	Ppt	\$500	\$0	\$0	--	2-3 mos
09/2016	Ppt	\$500	\$500	\$0	--	1 mo
09/2016	Ppt-Slow 30	\$5,000	\$1,000	\$0	--	1 mo
09/2016	Ppt-Slow 30	\$2,500	\$750	\$0	--	1 mo
09/2016	Ppt-Slow 60	\$40,000	\$40,000	\$25,000	--	1 mo
09/2016	Slow 15-45	\$2,500	\$0	\$0	--	2-3 mos
09/2016	Slow 60	\$750	\$750	\$0	--	1 mo
09/2016	(019)	\$500	--	--	Cash account	1 mo
09/2016	(020)	\$50	--	--	Cash account	6-12 mos
07/2016	(021)	\$100	--	--	Cash account	1 mo
07/2016	(022)	\$50	--	--	Cash account	1 mo
06/2016	Ppt	--	--	--	--	1 mo
06/2016	Ppt	\$50	--	--	--	1 mo
06/2016	Ppt	\$50	--	--	--	1 mo
06/2016	Ppt	\$50	--	--	--	1 mo
05/2016	(027)	\$500	\$500	--	Cash account	--
05/2016	(028)	\$500	\$500	--	Cash account	--
02/2016	(029)	--	\$0	\$0	Cash account	6-12 mos
12/2015	Ppt	\$60,000	\$0	\$0	--	6-12 mos
12/2015	(031)	\$50	--	--	Cash account	6-12 mos
09/2015	Ppt	\$250	--	--	--	1 mo
07/2015	(033)	\$250	--	--	Cash account	1 mo
07/2015	(034)	\$100	--	--	Cash account	4-5 mos
06/2015	Ppt	\$2,500	\$0	\$0	--	1 mo
09/2014	Ppt	\$500	\$0	\$0	--	6-12 mos

Indications of slowness can be the result of disputes over merchandise, skipped invoices, etc. Accounts are sometimes placed in collection even though the existence or amount of debt is disputed.

The public record items contained in this report may have been paid, terminated, vacated or released prior to the date this report was

History & Operations

Currency: Shown in USD unless otherwise indicated

Company Overview

Company Name:	BRIGHTERGY, LLC	URL:	www.brightergy.com
Doing Business As:	BRIGHTERGY, LLC	Stock Symbol:	NA
Street Address:	1712 Main St 6th Fl Kansas City, MO 64108	History:	NA
Phone:	(816) 866-0555	Operations:	NA
Fax:	NA	Present Management Control:	NA
		Annual Sales:	NA

History

The following information was reported: **10/25/2016**

Officer(s):

ADAM BLAKE, MNG MBR
RYAN GARDNER, MBR
SUSAN BROWN, MBR

DIRECTOR(S):

THE OFFICER(S)

The Missouri Secretary of States business registrations file showed that Brightergy, LLC was registered as a Limited Liability Company on October 26, 2010, under the file registration number LC1094812.

Business started 2010. Present control succeeded 2010.

RECENT EVENTS:

On February 7, 2012, sources stated that Brightergy, Lenexa, KS, announced the opening of its new location in Boston, MA, on October 12, 2011. Repeated attempts to contact the management to confirm the recent transaction were unsuccessful. ADAM BLAKE. Work history unknown.
RYAN GARDNER. Work history unknown.
SUSAN BROWN. Work history unknown.

AFFILIATES:

Business address has changed from 15209 W 99th St, Lenexa, KS, 66219 to 1617 Main St 3rd Fl, Kansas City, MO, 64108.

Business address has changed from 1617 Main St Fl 3, Kansas City, MO, 64108 to 1712 Main St Ste 600, Kansas City, MO, 64108.

Business Registration

CORPORATE AND BUSINESS REGISTRATIONS REPORTED BY THE SECRETARY OF STATE OR OTHER OFFICIAL SOURCE AS OF
OCTOBER 21 2016.

Registered Name:	BRIGHTERGY, LLC	NA
Business Type:	LIMITED LIABILITY COMPANY	
Corporation Type:	NA	
Date Incorporated:	NA	
State of Incorporation:	MISSOURI	
Filing Date:	Oct 26 2010	
FilingFedID:	NA	

Registration ID: LC1094812
Duration: PERPETUAL
Duration Date: NA
Status: ACTIVE
Status Attained Date: NA
Where Filed: SECRETARY OF STATE/CORPORATIONS DIVISION, JEFFERSON CITY, MO
Registered Agent: BLAKE, ADAM, 1712 MAIN STREET;6TH FLOOR, KANSAS CITY, MO, 641080000
Agent Appointed: NA
AgentStatus: NA
Principals:

Operations

10/25/2016

Description:

Contractor of plumbing, heating and air conditioning, specializing in solar energy (100%).

Terms are undetermined. Sells to retailers, commercial concerns and the government. Territory : Local.

Nonseasonal.

Employees: 52 which includes officer(s). UNDETERMINED employed here.

Facilities: Leases 15,000 sq. ft. in on 3rd floor of a multi story brick building. Maintains a warehouse at 360 W Pershing Rd, Kansas City, MO.

Location: NA

Branches: Maintains a branch in Saint Louis, MO.

Subsidiaries: NA

Subsidiaries: NA

Subsidiaries: NA

Subsidiaries: NA

Subsidiaries: NA

SIC & NAICS

SIC:

Based on information in our file, D&B has assigned this company an extended 8-digit SIC. D&B's use of 8-digit SICs enables us to be more specific to a company's operations than if we use the standard 4-digit code. The 4-digit SIC numbers link to the description on the Occupational Safety & Health Administration (OSHA) Web site. Links open in a new browser window.

1711 0403 Solar energy contractor

NAICS:

238220 Plumbing, Heating, and Air-Conditioning Contractors

Public Filings

Currency: Shown in USD unless otherwise indicated

Summary

The following data includes both open and closed filings found in D&B's database on this company.

Record Type	# of Records	Most Recent Filing Date
Bankruptcy Proceedings	-	-
Judgments	0	-
Liens	0	-
Suits	2	07/06/16
UCCs	7	09/12/16

The following Public Filing data is for information purposes only and is not the official record.
Certified copies can only be obtained from the official source.

Judgments

We currently don't have enough data to display this section.

Liens

We currently don't have enough data to display this section.

Suits

Status: Pending
Docket No.: 1616-CV16324
Plaintiff: SPANGLER , KATHERINE, KANSAS CITY, MO
Defendant: BRIGHTERGY, LLC, AND OTHERS
Cause: Discrimination
Where Filed: JACKSON COUNTY CIRCUIT COURT, KANSAS CITY, MO
Date Status Attained: 07/06/16
Date Filed: 07/06/16
Latest Info Received: 09/28/16

Status: Pending
Docket No.: 1422-CC09424
Plaintiff: J.E. NOVACK CONSTRUCTION COMPANY, ST. LOUIS, MO
Defendant: BRIGHTERGY LLC, SAINT LOUIS, MO
Cause: Breach of contract
Where Filed: ST LOUIS CITY CIRCUIT COURT, SAINT LOUIS, MO
Date Status Attained: 08/14/14
Date Filed: 08/14/14
Latest Info Received: 09/28/16

If it is indicated that there are defendants other than the report subjects, the lawsuit may be an action to clear title to property and does not necessarily imply a claim for money against the subject.

UCC Filings

Collateral: All Inventory - All Account(s) - All General intangibles(s) - All Chattel paper - and OTHERS
Type: Original
Sec.Party: INTRUST BANK, N.A., WICHITA, KS
Debtor: BRIGHTERGY LEASING, LLCand OTHERS
Filing No.: 1408224278103
Filed With: SECRETARY OF STATE/UCC DIVISION, JEFFERSON CITY, MO
Date Filed: 07/23/14
Latest Info Received: 08/29/14

Collateral: Equipment including proceeds and products
Type: Original
Sec.Party: SUNIVA, INC., NORCROSS, GA
Debtor: BRIGHTERGY, LLC
Filing No.: 1607187389427
Filed With: SECRETARY OF STATE/UCC DIVISION, JEFFERSON CITY, MO
Date Filed: 07/15/16
Latest Info Received: 07/26/16

Collateral: Equipment
Type: Original
Sec.Party: MISSOURI BANK & TRUST CO, KANSAS CITY, MO
Debtor: BRIGHTERGY, LLCand OTHERS
Filing No.: 1609127637587
Filed With: SECRETARY OF STATE/UCC DIVISION, JEFFERSON CITY, MO
Date Filed: 09/12/16
Latest Info Received: 09/20/16

Collateral: Leased Equipment
Type: Original
Sec.Party: BRIGHTERGY LEASING, LLC, KANSAS CITY, MO
Debtor: BRIGHTERGY LEASING, LLC
Filing No.: 1406113967267
Filed With: SECRETARY OF STATE/UCC DIVISION, JEFFERSON CITY, MO
Date Filed: 06/11/14
Latest Info Received: 06/17/14

Collateral: MEMBERSHIP INTEREST
Type: Original
Sec.Party: INTRUST BANK, N.A., WICHITA, KS
Debtor: BRIGHTERGY LEASING, LLCand OTHERS
Filing No.: 1506175585182
Filed With: SECRETARY OF STATE/UCC DIVISION, JEFFERSON CITY, MO
Date Filed: 06/17/15
Latest Info Received: 06/26/15

Collateral: MEMBERSHIP INTEREST
Type: Amendment
Sec.Party: INTRUST BANK, N.A., WICHITA, KS
Debtor: BRIGHTERGY LEASING, LLCand OTHERS
Filing No.: 1601136513146
Filed With: SECRETARY OF STATE/UCC DIVISION, JEFFERSON CITY, MO
Date Filed: 01/13/16
Latest Info Received: 01/19/16
Original Filing No.: 1506175585182
Original UCC Filed Date: 06/17/15

Type: Termination
Sec.Party: INTRUST BANK, N.A., WICHITA, KS
Debtor: BRIGHTERGY LEASING, LLCand OTHERS
Filing No.: 1609127641506
Filed With: SECRETARY OF STATE/UCC DIVISION, JEFFERSON CITY, MO

Date Filed: 09/12/16
Latest Info Received: 09/19/16
Original Filing No.: 1506175585182
Original UCC Filed Date: 06/17/15

The public record items contained herein may have been paid, terminated, vacated or released prior to today's date.

Government Activity

Summary

Borrower (Dir/Guar): NO
Administrative Debt: NO
Contractor: NO
Grantee: NO
Party Excluded from Federal program(s): NO
Possible Candidate:
Labor Surplus Area: publicFilingSectionDetails.govtActivity.laborSurplusArea}
Small Business: YES (2015)
8(A) Firm: N/A

The public record items contained herein may have been paid, terminated, vacated, or released prior to today's date

The public record items contained herein may have been paid, terminated, vacated or released prior to today's date.

Banking & Finance

Financial Statements

We currently don't have enough data to display this section.

Banking

We currently don't have enough data to display this section.

Special Events

We currently don't have enough data to display this section.

Corporate Linkage

Parent

Company Name	DUNS #	City, State
BRIGHTERGY, LLC	01-627-6361	KANSAS CITY, MISSOURI

Headquarters (US)

Company Name	DUNS #	City, State
BRIGHTERGY, LLC	01-627-6361	KANSAS CITY, MISSOURI

US Linkages

We currently don't have enough data to display this section.

International Linkages

We currently don't have enough data to display this section.
