D&B Finance Analytics

Printed By: Patrick Bird

Date Printed: 08/28/2023

LIVE REPORT

LEGACY ENERGY GROUP, LLC, THE

Tradestyle(s): LEGACY ENERGY GROUP

ACTIVE SINGLE LOCATION

D-U-N-S Number: 04-540-4907
Phone: +1 540 351 0981

Address: 58 Winchester St Ste 100, Warrenton, VA, 20186, United States Of America
Endorsement: byrdp@dnb.com

Summary

KEY DATA ELEMENTS (Formerly: SCORE BAR)

KDE Name		Current Status	Details
PAYDEX®	↑	80	Pays on time
Delinquency Score	↑	84	Low to Moderate Risk of severe payment delinquency.
Failure Score	↑	82	Low to Moderate Risk of severe financial stress.
D&B Viability Rating		3 2 B K	View More Details
Bankruptcy Found		N	
D&B Rating		2R3	1 to 9 Employees, Moderate Risk

COMPANY PROFILE

D-U-N-S
04-540-4907

Legal Form
Miscellaneous / Not Elsewhere Classified

History Record
Clear

Date Incorporated
06/11/1999

State of Incorporation
KENTUCKY

Ownership
Not publicly traded

Mailing Address
UNITED STATES

Telephone
+1 540 351 0981

Present Control Succeeded
1998

Employees
6

Age (Year Started)
26 Years (1998)

Named Principal
Michael L R Housley, MEMBER

Line of Business
Whol electrical equipment

SIC
5063

NAICS
423610

Street Address:
58 Winchester St Ste 100,
Warrenton, VA, 20186,
United States Of America

OVERALL BUSINESS RISK

Dun & Bradstreet thinks...

HIGH	MODERATE-HIGH	MODERATE	LOW-MODERATE	LOW

Overall assessment of this organization over the next 12 months:	**Stable Condition**
Based on the predicted risk of business discontinuation:	**High Likelihood Of Continued Operations**
Based on the predicted risk of severely delinquent payments:	**Low Potential For Severely Delinquent Payments**

D&B MAX CREDIT RECOMMENDATION

MAXIMUM CREDIT RECOMMENDATION

US$ 45,000

The recommended limit is based on a low probability of severe delinquency.

FAILURE SCORE (Formerly Financial Stress Score)

Company's Risk Level

LOW-MODERATE

Probability of failure over the next 12 months

0.09 %

82

High Risk (1) — Low Risk (100)

Past 12 Months

Low Risk

High Risk

DELINQUENCY SCORE (Formerly Commercial Credit Score)

Company's Risk Level

LOW-MODERATE

Probability of delinquency over the next 12 months

2.13 %

84

High Risk (1) — Low Risk (100)

Past 12 Months

Low Risk

High Risk

VIABILITY RATING SUMMARY

Viability Score

3

High Risk (9) — Low Risk (1)

Data Depth Indicator

B

Descriptive (G) — Predictive (A)

Portfolio Comparison

2

High Risk (9) — Low Risk (1)

Financial Data	Unavailable
Trade Payments	Available: 3+Trade
Company Size	Small: Employees: <10 and Sales: <$10K or Missing
Years in Business	Established

D&B PAYDEX®

80

High Risk (1) — Low Risk (100)

0 pays on time

Past 24 Months

Low Risk

High Risk

D&B PAYDEX - 3 MONTHS

80

High Risk (1) — Low Risk (100)

ON TERMS

PAYDEX® TREND CHART

SBRI ORIGINATION

SBRI Origination Card Score

892

High Risk — Low Risk

Low Risk of serious delinquency over the next 12 months

SBRI Origination Lease Score

892

High Risk — Low Risk

Low Risk of serious delinquency over the next 12 months

SBRI Origination Loan Score

906

High Risk — Low Risk

Low Risk of serious delinquency over the next 12 months

D&B RATING

Employee Size

2R : employees-1-9

Current Rating as of 10/18/2017

Risk Indicator

3 : Moderate Risk

LEGAL EVENTS

Events	Occurrences	Last Filed
Bankruptcies	0	-
Judgements	0	-
Liens	0	-
Suits	0	-
UCC	1	04/17/2018

DETAILED TRADE RISK INSIGHT™

Days Beyond Terms

0 Days

3 Months

From Jun-23 to Aug-23



Days Beyond Terms Past 3 months :

Low Risk:0 ; High Risk:120+

Dollar-weighted average of **2** payment experiences reported from **2** companies.

DETAILED TRADE RISK INSIGHT™ 13 MONTH TREND

Total Amount Current and Past Due -

FINANCIAL OVERVIEW - BALANCE SHEET

Balance Sheet [1]	Amount [2]	Last 2 Years

Interim
2. (In Single Units)
Source: D&B

TRADE PAYMENTS

Highest Past Due:

0

Highest Now Owing	Total Trade Experiences	Largest High Credit
10,000	14	15,000

FINANCIAL OVERVIEW - PROFIT AND LOSS

Profit & Loss [1]	Amount [2]	Last 2 Years

Interim
2. (In Single Units)
Source: D&B

OWNERSHIP

This company is a Single Location.

FINANCIAL OVERVIEW - KEY BUSINESS RATIOS

No Data Available

ALERTS

There are no alerts for this D-U-N-S Number.

WEB & SOCIAL POWERED BY FIRSTRAIN

No Data Available

COUNTRY/REGIONAL INSIGHT

United States Of America

With FedNow's launch, real-time payments are likely to take off, providing another fillip to an economy that continues to defy long-running expectations of a slowdown.

Risk Category

LOW

High Risk — Low Risk

Available Reports

Country Insight Report (CIR)

Current Publication Date: 08/24/2023

Country Insight Snapshot (CIS)

Current Publication Date: 08/24/2023

STOCK PERFORMANCE

No stock performance data is available for this D-U-N-S Number.

ALL ACCOUNTS

Totals	Total Outstanding	Approved Credit Limit	Credit Limit Utilization	Total Past Due
-	-	-	-	-

Account Level Detail

Account Name	Total Outstanding	Approved Credit Limit	Credit Limit Utilization	Total Past Due	Account Status

There are currently no account associated with this D-U-N-S.
Upload account or create an account to view summary.

The scores and ratings included in this report are designed as a tool to assist the user in making their own credit related decisions, and should be used as part of a balanced and complete assessment relying on the knowledge and expertise of the reader, and where appropriate on other information sources. The score and rating models are developed using statistical analysis in order to generate a prediction of future events. Dun & Bradstreet monitors the performance of thousands of businesses in order to identify characteristics common to specific business events. These characteristics are weighted by significance to form rules within its models that identify other businesses with similar characteristics in order to provide a score or rating.

Dun & Bradstreet's scores and ratings are not a statement of what will happen, but an indication of what is more likely to happen based on previous experience. Though Dun & Bradstreet uses extensive procedures to maintain the quality of its information, Dun & Bradstreet cannot guarantee that it is accurate, complete or timely, and this may affect the included scores and ratings. Your use of this report is subject to applicable law, and to the terms of your agreement with Dun & Bradstreet.

Detailed Trade Risk Insight™

Detailed Trade Risk Insight provides detailed updates on over 1.5 billion commercial trade experiences collected from more than 260 million unique supplier/purchaser relationships.

DAYS BEYOND TERMS - PAST 3 & 12 MONTHS

3 Monthsof Jun-23 to Aug-23

Days Beyond Terms :0 Days

Days Beyond Terms :

High Risk:150+ ; Low Risk:0

Dollar-weighted average of**2** payment experiences reported from**2**companies.

12 monthsof Sep-22 to Aug-23

Days Beyond Terms :0 Days

Days Beyond Terms :

High Risk:150+ ; Low Risk:0

Dollar-weighted average of**4** payment experiences reported from**4**companies.

DEROGATORY EVENTS LAST 13 MONTHS FROM AUG-22 TO AUG-23

No Derogatory trade Event has been reported on this company for the past 13 Months

TOTAL AMOUNT CURRENT AND PAST DUE - 13 MONTH TREND FROM AUG-22 TO AUG-23

Status	Aug-22	Sep-22	Oct-22	Nov-22	Dec-22	Jan-23	Feb-23	Mar-23	Apr-23	May-23	Jun-23	Jul-23	Aug-23
Total	669	273	397	371	0	0	273	273	273	273	273	273	273
Current	669	273	273	371	0	0	273	273	273	273	273	273	273
1-30 Days Past Due	0	0	0	0	0	0	0	0	0	0	0	0	0
31-60 Days Past Due	0	0	0	0	0	0	0	0	0	0	0	0	0
61-90 Days Past Due	0	0	0	0	0	0	0	0	0	0	0	0	0
91+ Days Past Due	0	0	124	0	0	0	0	0	0	0	0	0	0

Risk Assessment

D&B RISK ASSESSMENT

OVERALL BUSINESS RISK

HIGH	MODERATE-HIGH	MODERATE	LOW-MODERATE	LOW

Dun & Bradstreet thinks...

- Overall assessment of this organization over the next 12 months: **STABLE CONDITION**
- Based on the predicted risk of business discontinuation: **HIGH LIKELIHOOD OF CONTINUED OPERATIONS**
- Based on the predicted risk of severely delinquent payments: **LOW POTENTIAL FOR SEVERELY DELINQUENT PAYMENTS**

MAXIMUM CREDIT RECOMMENDATION

US$ 45,000

The recommended limit is based on a low probability of severe delinquency.

D&B VIABILITY RATING SUMMARY

The D&B Viability Rating uses D&B's proprietary analytics to compare the most predictive business risk indicators and deliver a highly reliable assessment of the probability that a company will go out of business, become dormant/inactive, or file for bankruptcy/insolvency within the next 12 months. The D&B Viability Rating is made up of 4 components:

Viability Score
Compared to All US Businesses within the D&B Database:

- Level of Risk:**Low Risk**
- Businesses ranked **3** have a probability of becoming no longer viable: **3** %
- Percentage of businesses ranked **3: 15** %
- Across all US businesses, the average probability of becoming no longer viable:**14** %

Portfolio Comparison
Compared to All US Businesses within the same MODEL SEGMENT:

- Model Segment :**Established Trade Payments**
- Level of Risk:**Low Risk**
- Businesses ranked **2** within this model segment have a probability of becoming no longer viable: **3** %
- Percentage of businesses ranked **2** with this model segment: **16** %
- Within this model segment, the average probability of becoming no longer viable:**5** %

Data Depth Indicator
Data Depth Indicator:

- ✓ Rich Firmographics
- ✓ Extensive Commercial Trading Activity
- ✓ Basic Financial Attributes

Greater data depth can increase the precision of the D&B Viability Rating assessment.
To help improve the current data depth of this company, you can ask D&B to make a personalized request to this company on your behalf to obtain its latest financial information. To make the request, click the link below. Note, the company must be saved to a folder before the request can be made.

Request Financial Statements

Reference the FINANCIALS tab for this company to monitor the status of your request.

Company Profile:
Company Profile Details:

- Financial Data: **False**
- Trade Payments: **Available: 3+Trade**
- Company Size: **Small: Employees: <10 and Sales: <$10K or Missing**
- Years in Business: **Established: 5+**

K

Financial Data	Trade Payments	Company Size	Years in Business
False	Available: 3+Trade	Small	Established

FAILURE SCORE FORMERLY FINANCIAL STRESS SCORE

82

High Risk (1) — Low Risk (100)

- UCC Filings reported

Level of Risk	Raw Score	Probability of Failure	Average Probability of Failure for Businesses in D&B Database	Class
Low-Moderate	1538	0.09 %	0.48	2

Business and Industry Trends

BUSINESS AND INDUSTRY COMPARISON

Selected Segments of Business Attributes

Norms	National %
This Business	82
Region:(SOUTH ATLANTIC)	33
Industry:WHOLESALE	33
Employee range:(1-9)	59
Years in Business:(11-25)	43

DELINQUENCY SCORE FORMERLY COMMERCIAL CREDIT SCORE

Higher risk industry based on delinquency rates for this industry

84

High Risk (1) Low Risk (100)

- Higher risk industry based on delinquency rates for this industry
- Recent high balance past due
- Proportion of past due balances to total amount owing

Level of Risk	Raw Score	Probability of Delinquency	Compared to Businesses in D&B Database	Class
Low-Moderate	561	2.13 %	10.2 %	2

Business and Industry Trends

BUSINESS AND INDUSTRY COMPARISON

Selected Segments of Business Attributes

Norms	National %
This Business	84
Region:(SOUTH ATLANTIC)	34
Industry:WHOLESALE	37
Employee range:(1-9)	59
Years in Business:(11-25)	46

D&B PAYDEX

80

High Risk (1) Low Risk (100)

When weighted by amount, Payments to suppliers average 0 Pays on time

- High risk of late payment (Average 30 to 120 days beyond terms)
- Medium risk of late payment (Average 30 days or less beyond terms)
- Low risk of late payment (Average prompt to 30+ days sooner)

Industry Median: 78
Equals 3 Days Beyond Terms

D&B 3 MONTH PAYDEX

80

High Risk (1) Low Risk (100)

Based on payments collected 3 months ago.
When weighted by amount, Payments to suppliers average ON TERMS

- High risk of late payment (Average 30 to 120 days beyond terms)
- Medium risk of late payment (Average 30 days or less beyond terms)
- Low risk of late payment (Average prompt to 30+ days sooner)

Industry Median: 78
Equals 3 Days Beyond Terms

Business and Industry Trends

5063 - Whol electrical equipment

D&B RATING

Current Rating as of 10/18/2017

Employee Size
2R : employees-1-9

Risk Indicator
3 : Moderate Risk

Previous Rating

Employee Size
2R : employees-1-9

Risk Indicator
2 : Low Risk

History since 06/28/1999

Date Applied	D&B Rating
10/19/2016	2R2
03/04/2011	2R3
02/05/2010	2R2
06/16/2005	2R3
06/04/2004	--

Trade Payments

TRADE PAYMENTS SUMMARY (Based on 24 months of data)

Overall Payment Behaviour
0
Days Beyond Terms

Highest Now Owing :
US$ 10,000

% of Trade Within Terms
100%

Total Trade Experiences:
14

Largest High Credit :
US$ 15,000

Average High Credit :
US$ 3,250

Highest Past Due
US$ 0

Total Unfavorable Comments :
0

Largest High Credit:
US$ 0

Total Placed in Collections:
0

Largest High Credit:
US$ 0

D&B PAYDEX



When weighted by amount, Payments to suppliers average 0 Pays on time

- High risk of late payment (Average 30 to 120 days beyond terms)
- Medium risk of late payment (Average 30 days or less beyond terms)
- Low risk of late payment (Average prompt to 30+ days sooner)

Industry Median: 78
Equals 3 Days Beyond Terms

D&B 3 MONTH PAYDEX



Based on payments collected 3 months ago.
When weighted by amount, Payments to suppliers average ON TERMS

- High risk of late payment (Average 30 to 120 days beyond terms)
- Medium risk of late payment (Average 30 days or less beyond terms)
- Low risk of late payment (Average prompt to 30+ days sooner)

Industry Median: 78
Equals 3 Days Beyond Terms

BUSINESS AND INDUSTRY TRENDS

Based on 24 months of data

5063 - Whol electrical equipment

	9/21	10/21	11/21	12/21	1/22	2/22	3/22	4/22	5/22	6/22	7/22	8/22	9/22	10/22	11/22	12/22	1/23	2/23	3/23	4/23	5/23	6/23	7/23	Current 2023
This Business	80	80	80	80	80	80	80	80	80	80	80	80	80	80	79	80	80	80	80	80	80	80	80	80
Industry Quartile																								
Upper	80	-	-	80	-	-	80	-	-	80	-	-	80	-	-	80	-	-	80	-	-	80	-	-
Median	78	-	-	78	-	-	78	-	-	78	-	-	78	-	-	78	-	-	78	-	-	78	-	-
Lower	70	-	-	70	-	-	70	-	-	70	-	-	70	-	-	70	-	-	70	-	-	70	-	-

TRADE PAYMENTS BY CREDIT EXTENDED (Based on 12 months of data)

Range of Credit Extended (US$)	Number of Payment Experiences	Total Value	% Within Terms
100,000 & over	0	US$ 0	0
50,000 - 99,999	0	US$ 0	0
15,000 - 49,999	1	US$ 15,000	100
5,000 - 14,999	0	US$ 0	0
1,000 - 4,999	0	US$ 0	0
Less than 1,000	4	US$ 1,250	100

TRADE PAYMENTS BY INDUSTRY (BASED ON 24 MONTHS OF DATA)

Collapse All | Expand All

Industry Category	Number of Payment Experiences	Largest High Credit (US$)	% Within Terms (Expand to View)	1 - 30 Days Late (%)	31 - 60 Days Late (%)	61 - 90 Days Late (%)	91 + Days Late (%)
48 - Communications	2	250	100	0	0	0	0
4813 - Telephone communictns	1	250	100	0	0	0	0
4899 - Misc communictns svcs	1	250	100	0	0	0	0
59 - Miscellaneous Retail	1	500	100	0	0	0	0
5943 - Ret stationery	1	500	100	0	0	0	0
73 - Business Services	2	15,000	100	0	0	0	0
7389 - Misc	2	15,000	100	0	0	0	0

business service

TRADE LINES

Date of Experience	Payment Status	Selling Terms	High Credit (US$)	Now Owes (US$)	Past Due (US$)	Months Since Last Sale
07/23	Pays Promptly	-	0	250	0	1
07/23	Pays Promptly	-	250	0	0	1
07/23	Pays Promptly	-	250	0	0	Between 6 and 12 Months
07/23	-	Cash account	50	0	0	Between 6 and 12 Months
03/23	Pays Promptly	-	15,000	10,000	0	1
03/23	-	Cash account	100	0	0	1
02/23	Pays Promptly	-	500	0	0	Between 6 and 12 Months
01/23	-	Cash account	0	0	0	1
11/22	-	Cash account	100	0	0	1
11/22	-	Cash account	50	0	0	1
09/22	-	Cash account	0	0	0	1
09/22	-	Cash account	100	0	0	1
09/22	-	-	50	0	0	1
04/22	-	Cash account	50	0	0	Between 6 and 12 Months

OTHER PAYMENT CATEGORIES

Other Payment Categories	Experience	Total Amount
Cash experiences	8	US$ 450
Payment record unknown	1	US$ 50
Unfavorable comments	0	US$ 0
Placed for collections	0	US$ 0
Total in D&B's file	14	US$ 16,750

Accounts are sometimes placed for collection even though the existence or amount of the debt is disputed. Payment experiences reflect how bills are met in relation to the terms granted. In some instances payment beyond terms can be the result of disputes over merchandise, skipped invoices etc. Each experience shown represents a separate account reported by a supplier. Updated trade experiences replace those previously reported.

Corporate Linkage

OWNERSHIP

This company is a **Single Location**.

Legal Events

The following Public Filing data is for information purposes only and is not the official record. Certified copies can only be obtained from the official source.

Bankruptcies	Judgements	Liens	Suits	UCCs
No	**0** Latest Filing: -	**0** Latest Filing: -	**0** Latest Filing: -	**1** Latest Filing: 04/17/2018

EVENTS

UCC Filing - Original

Filing Date	04/17/2018
Filing Number	18041739671
Received Date	06/19/2018
Collateral	MEMBERSHIP INTEREST including proceeds and products
Secured Party	DIERUF, THOMAS, A., LOUISVILLE, KY
Secured Party	DONALD D. BUCHANAN IRREVOCABLE TRUST AGREEMENT, DATED 5/8/2007, AS AMENDED 9/12/2008, LOUISVILLE, KY
Secured Party	DOWDS, JOHN, S., LOUISVILLE, KY
Secured Party	GLASSCOCK FINANCIAL SERVICES, L.L.C., LOUISVILLE, KY
Secured Party	and OTHERS
Debtors	HOUSLEY, MICHAEL, L.R.
Filing Office	SECRETARY OF THE COMMONWEALTH/UCC DIVISION, RICHMOND, VA

The public record items contained in this report may have been paid, terminated, vacated or released prior to the date this report was printed. This information may not be reproduced in whole or in part by any means of reproduction.

There may be additional UCC Filings in D&Bs file on this company available by contacting 1-800-234-3867.

Special Events

SPECIAL EVENTS

Date	Event Description
12/12/2020	**THE LEGACY ENERGY GROUP LLC was reported by the SBA as a recipient of a loan for $212,807 from The Fauquier Bank on 04/15/2020 under the Paycheck Protection Program as authorized under the CARES Act of 2020.**

Financials - D&B

A detailed financial statement is not available from this company for publication.

A detailed financial statement is not available from this company for publication.

D&B currently has no financial information on file for this company

Company Profile

COMPANY OVERVIEW

D-U-N-S 04-540-4907	**Mailing Address** UNITED STATES	**Employees** 6
Legal Form Miscellaneous / Not Elsewhere Classified	**Telephone** +1 540 351 0981	**Age (Year Started)** 26 Years (1998)
History Record Clear	**Present Control Succeeded** 1998	**Named Principal** Michael L R Housley , MEMBER
Date Incorporated 06/11/1999	**SIC** 5063	**Line of Business** Whol electrical equipment

Business Commenced On

1998

NAICS

423610

State of Incorporation

KENTUCKY

Ownership

Not publicly traded

Street Address:

58 Winchester St Ste 100,
Warrenton, VA, 20186,
United States Of America

BUSINESS REGISTRATION

Corporate and business registrations reported by the secretary of state or other official source as of: 2023-08-01
This data is for informational purposes only, certification can only be obtained through the Office of the Secretary of State.

Registered Name	THE LEGACY ENERGY GROUP, LLC
Corporation Type	Miscellaneous / Not Elsewhere Classified
State of Incorporation	KENTUCKY
Registration ID	0475618
Registration Status	ACTIVE
Filing Date	06/11/1999
Where Filed	SECRETARY OF STATE/CORPORATE DIVISION

Registered Agent

Name	NATIONAL REGISTERED AGENTS, INC.
Address	306 W. MAIN STREET; SUITE 512, FRANKFURT, KY, 406010000

Registered Principal

Name	Delbert Roberts
Title	Member
Address	-
Name	Michael L. R. Housley
Title	Member
Address	-
Name	Thomas Ihrig
Title	Member
Address	-
Name	Michael L. R. Housley
Title	Manager
Address	-

PRINCIPALS

Officers

MICHAEL L R HOUSLEY, MEMBER
DELBERT ROBERTS, MEMBER
TOM IHRIG, MEMBER

Directors

DIRECTOR(S): THE OFFICER(S) and Management confirmed business is registered as a limited liability corp.

COMPANY EVENTS

The following information was reported on: 07/23/2020

This is a Kentucky limited liability company filed Jun 11 1999.

Business started 1998.

MICHAEL L R HOUSLEY born 1962. Active here since 1998. Background has been in marketing of electricity, natural gas, and coal dating back to 1993. 1985 graduate of North Carolina State Universtiy, Raleigh, NC with BSCHE. Prior to 1993 was in maketing and engineering.

JIM FERRICK. Antecedents not available.

DELBERT ROBERTS. Antecedents not available.

TOM IHRIG. Antecedents not available.

Business address has changed from 32 Waterloo St Ste 300, Warrenton, VA, 20186 to 58 Winchester St Ste 100, Warrenton, VA, 20186.

BUSINESS ACTIVITIES AND EMPLOYEES

The following information was reported on: 07/23/2020

Business Information

Trade Names	LEGACY ENERGY GROUP
Description	Wholesale power marketing, commodity management, energy consulting and small power plant development. Net 30 Days. Sells to commercial concerns. Territory : United States.
Employees	6 which includes officer(s).
Financing Status	Unsecured
Import/Export	Import
Tenure	Rents
Facilities	Rents premises in one story concrete block building.
Location	Industrial section on main street.

Related Concerns

SIC/NAICS Information

Industry Code	Description	Percentage of Business
5063	Whol electrical equipment	-
50630205	Electrical construction materials	-
62210000	Commodity contracts brokers, dealers	-

Industry Code	Description	Percentage of Business
87489904	Energy conservation consultant	-
87420000	Management consulting services	-
49119905	Electrical power marketers	-

NAICS Codes	NAICS Description
423610	Electrical Apparatus and Equipment, Wiring Supplies, and Related Equipment Merchant Wholesalers
523160	Commodity Contracts Intermediation
541690	Other Scientific and Technical Consulting Services
541611	Administrative Management and General Management Consulting Services
221122	Electric Power Distribution

GOVERNMENT ACTIVITY

Activity Summary	
Borrower(Dir/Guar)	No
Administrative Debt	No
Contractor	No
Grantee	No
Party excluded from federal program(s)	No

Your Information

Record additional information about this company to supplement the D&B information.

> Note: Information entered in this section will not be added to D&B's central repository and will be kept private under your user ID. Only you will be able to view the information.

In Folders: View

Account Number

Endorsement/Billing Reference *
byrdp@dnb.com

Sales Representatives

Credit Limit
0

Total Outstanding
0

Audit Trail

Text | Timeline

From : Aug-21 To : Aug-23

Date/Time of the Event	Event Name	Triggered By	Message
08/28/2023 10:09 AM	Credit Report Pulled	Patrick Bird	The credit report was pulled

Federal Information

FEDERAL EMPLOYER IDENTIFICATION NUMBER

DUN & Bradstreet, Inc. has compiled the following FEIN numbers for the business name in this report from the sources below. Dun & Bradstreet, Inc. provides this information "AS IS" with no guarantee as to its accuracy.

FEIN	Business Name	Address	Source	Date
54-1947808	THE LEGACY ENERGY GROUP 401K PLAN	32 WATERLOO ST, WARRENTON, VA, 20186	DEPARTMENT OF LABOR	01/01/2006
54-1947808	THE LEGACY ENERGY GROUP, LLC	32 WATERLOO ST, WARRENTON, VA, 20186	DEPARTMENT OF LABOR	12/31/2003

REPORTED U.S. GOVERNMENT CONTRACT ACTIONS

No government activity has been found in this section.

REPORTED FEDERAL LOANS AND LOAN GUARANTEES

No government activity has been found in this section.

CLAIMS, FEES, FINES, OVERPAYMENTS, PENALTIES AND OTHER MISC. REPORTED DEBTS TO FEDERAL AGENCIES

No government activity has been found in this section.

REPORTED PARTY EXCLUDED FROM FEDERAL PROGRAM(S)

No government activity has been found in this section.

REPORTED U.S. GOVERNMENT GRANT AWARDS

No government activity has been found in this section.

©Dun & Bradstreet, Inc. 2005-2023. All rights reserved
Privacy Policy | Terms of Use | US Government Employee Disclaimer

This foregoing document was electronically filed with the Public Utilities

Commission of Ohio Docketing Information System on

11/20/2023 8:22:00 AM

in

Case No(s). 11-5492-EL-AGG

Summary: Amended Application Resubmission of credit report as indicated by Melissa Scarberry and Shahid Mahmud. (Melissa, thank you for your help on this!) electronically filed by Mr. Mike Stumpo on behalf of Stumpo, Mike Mr. and The Legacy Energy Group, LLC.