



Bricker Graydon LLP
100 South Third Street
Columbus, OH 43215
614.227.2300 Office
www.brickergraydon.com

Devin D. Parram
Partner
614.227.8813 Direct Phone
dparram@brickergraydon.com

July 26, 2023

Via Electronic Filing

Ms. Tanowa Troupe
Docketing Section
Public Utilities Commission of Ohio
180 East Broad Street, 11th Floor
Columbus, Ohio 43266-0573

**Re: Foster Energy Services, LLC d/b/a My Choice Energy,
PUCO Case No. 19-1591-EL-AGG**

Dear Ms. Troupe:

On July 18, 2023, Foster Energy Services, LLC d/b/a My Choice Energy (“My Choice”) filed its renewal certification application to operate as a competitive retail electric broker/aggregator in the State of Ohio. At the request of Staff, attached is a copy of My Choice’s updated Exhibit C-5 (Credit Report).

If you have any questions concerning this matter please do not hesitate to contact me.

Sincerely,

A handwritten signature in blue ink, appearing to read "Devin D. Parram".

Devin D. Parram

Cc: Michael Palkowski (w/Attachment)



Country: United States of America
Company: MY CHOICE ENERGY LLC
 (US55709446)
Printed By: Jeanette Lance
 (100977890)
Printed On: 10:14 Wednesday 26th
 July 2023



(US) MY CHOICE ENERGY LLC

US55709446

Risk Score	International Score	Credit Limit	Derogatory Legal	Possible OFAC	DBT	Payment Experiences	Payment Trend	Inquiries Trend
83	A	\$1M	0 (-)	No	0	2		

Risk Score

The Creditsafe Risk Score works on a scale of 1-100 and predicts the likelihood that a business's payment performance will become seriously delinquent, defined as 90-plus days beyond terms within the next 12 months or that the business will go bankrupt.

Credit Limit

The Creditsafe recommended credit limit is calculated using information from a company's payment record and from the payment records of similar companies. The company credit limit is our recommendation of the total maximum amount of credit that should be outstanding at any one time.

Derogatory Legal

The number and value of tax liens and judgements filed in the last 6 years and 9 months plus bankruptcies filed in the last 9 years and 9 months, the total dollar value is shown in the brackets.

Possible OFAC

Indicates whether the company is possibly on a list of sanctioned businesses the US government prohibits US businesses from trading with under the Patriot Act.

Days Beyond Terms

Days Beyond Terms (DBT) is the dollar weighted average number of days beyond the invoice due date that this company pays its non-financial accounts.

Payment Experiences

The number of payments that have been made historically.

Payment Trend

Indicates whether the company's payment performance as measured by DBT trend is getting better or worse.

Inquiries Trend

Indicates whether the number of people viewing this company's credit report is increasing or decreasing.

Score Definition

International Score	International Score Description	US Score Description	US Risk Score
A	Very Low Risk	Very Low Risk	71 - 100
B	Low Risk	Low Risk	51 - 70
C	Moderate Risk	Moderate Risk	30 - 50
D	High Risk	High Risk	21 - 29
D	High Risk	Very High Risk	1 - 20
E	Not Rated	No Score / Recent Bankruptcy	This includes bankruptcies, insufficient information, negative press, and other special cases.

Score	Score Description
Insufficient Information	Applies to companies that have less than 2 of the following fields populated (Employee Range, Annual Sales Amount, Years in Business, SIC) and no DBT
Recent Bankruptcy on File	Applies to companies that have a bankruptcy with a filing date in the last 24 months
Bankruptcy on File	Applies to companies that have a bankruptcy with a filing date older than 24 months and company activity status is Inactive
Ultimate Holding Company is Bankrupt	Companies Ultimate holding Company is bankrupt
Out of Business	Companies confirmed as being closed
Negative Press	Companies showing signs of deterioration based on press releases and/or other available information
Unable to Confirm Existence	Companies who are not registered with the Secretary of State and/or we are unable to confirm existence via other available information sources
Company SBA loan in Charged-Off status	This company's SBA loan has been reported as being in Charged Off Status. Because of this, the rating and limit on this company has been suspended.
Suspended Rating	Company requires further investigation due to a number of anomalies that have raised concerns.
Reported victim of fraudulent activity	This company has reported being a victim of identity theft and / or fraud

Not Rated Score Definitions

Summary

Key Information

Company Name	MY CHOICE ENERGY LLC
Other Legal Name	MY CHOICE ENERGY
Charter Number	2003229
Establishment Date	01/01/1975
Company Type	Limited Liability
SIC Description	GAS PRODUCTION AND/OR DISTRIBUTION

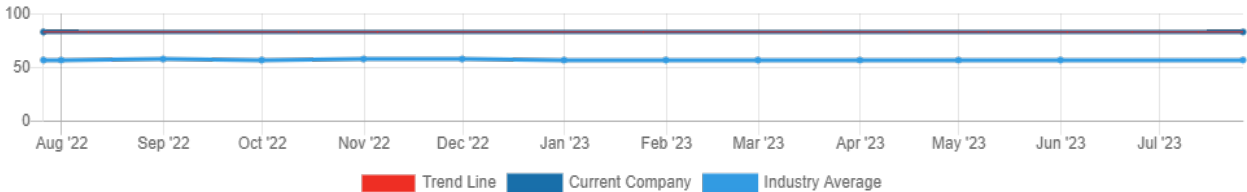
Contact Information

Address	6034 KING RD, MARINE CITY, MI 48039 view on map
Location Type	Headquarters
Website	fostermymchoice.com
Phone Number	(810) 765-8903
Corporate Primary Address	6034 KING RD, MARINE CITY, MI, 48039

Score History

Current Score

83



Trade Payment Dashboard

Days Beyond Terms	Total Trade Lines	Active Trade Lines	Total Balance	Last Updated	Recent High Credit	Average Credit Amount
0	3	3	\$425	07/04/2023	\$0	\$142
% Past Due						

0%

Total Value Paid

\$250

Past Due

\$0

Paid On Time

2

Severely Past Due

\$0

Value Paid On Time

\$250

Highest \$ Past Due

\$0

Paid Late

0

Highest \$ Severely Past Due

\$0

Value Paid Late

\$0

Industry DBT Comparison

Paid Severely Late

0

Credit Ratio

Value Paid Severely Late

\$0

Do you want to join the world's largest payment data program?

Join Now

Trade Payment Information

Total Trade Lines

3

Status	Current	1 - 30	31 - 60	61 - 90	91 +	Total
Outstanding	\$425	\$0	\$0	\$0	\$0	\$425
Payment Experience Value	\$250	\$0	\$0	\$0	\$0	\$250
Payment Experiences	2	0	0	0	0	2

Paid

Outstanding

Inquiries Trend

Last Inquiries Date

-

Inquiries (past 12 months)

0

Avg Reports per month

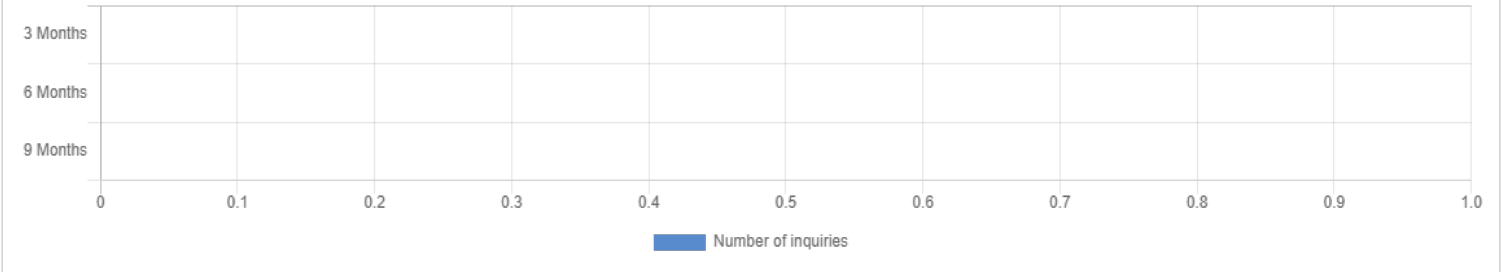
0

3 Months

6 Months

9 Months

	3 Months	6 Months	9 Months
Inquiries	0	0	0



Score/Limit/Indicators

Score/Limit

Risk Score

Today's Score

83

Score Description	Score
<div>Very Low Risk</div>	71 - 100
<div>Low Risk</div>	51 - 70
<div>Moderate Risk</div>	30 - 50
<div>High Risk</div>	21 - 29
<div>Very High Risk</div>	1 - 20
<div>No Score / Recent Bankruptcy</div>	This includes bankruptcies, insufficient information,

Definition

The Creditsafe Score works on a scale of 1-100 and predicts the likelihood that a business's payment performance will become seriously delinquent, defined as 90-plus days beyond terms within the next 12 months or that the business will go bankrupt.

Credit Limit

Today's Limit

\$1M

Definition

The Creditsafe recommended credit limit is calculated using information from a company's payment record and from the payment records of similar companies. The company credit limit is our recommendation of the total maximum amount of credit that should be outstanding at any one time.

International Score

Creditsafe International Score

A

International Score Description

Very Low Risk

International Score Definition

The Creditsafe International Score is a standardized score derived from the Creditsafe score. It enables credit risk comparison between companies that are registered in different countries.

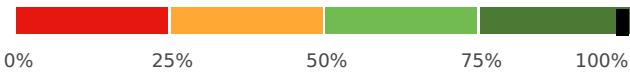
International Score	International Score Description	US Score Description	US Risk Score
<div>A</div>	Very Low Risk	Very Low Risk	71 - 100
<div>B</div>	Low Risk	Low Risk	51 - 70
<div>C</div>	Moderate Risk	Moderate Risk	30 - 50
<div>D</div>	High Risk	High Risk	21 - 29
<div>D</div>	High Risk	Very High Risk	1 - 20
<div>E</div>	Not Rated	No Score / Recent Bankruptcy	This includes bankruptcies, insufficient information, negative press, and other special cases.

Risk Percentiles

US Percentile

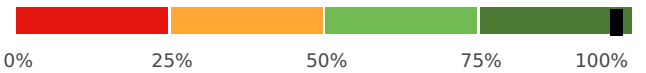
This company is in the 99th percentile of companies in the United States. This means that 99% of all rated companies in the Creditsafe universe

have a lower score (higher risk).



Industry Percentile

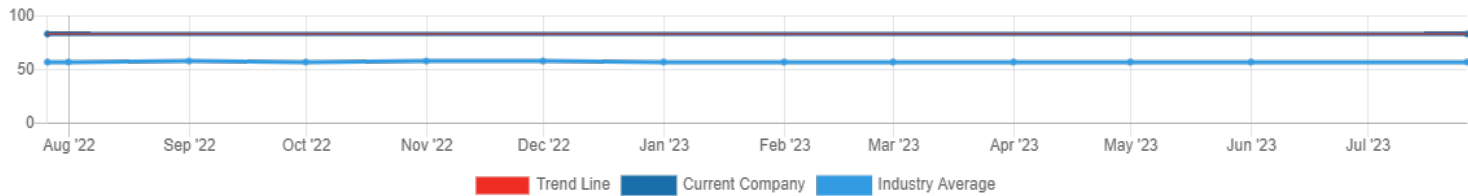
This company is in the 98th percentile within its industry.
This means that 98% of all rated companies in SIC 4925 have a lower score (higher risk).



Commentaries

- The company has been in business for 48 years.
- The DBT for the company (0) is similar to other company in the same industry (3.21).
- The DBT for the company (0) is similar to other company in the same state (3.14).
- The company is not part of a group.
- ⊕ The local score for this company has decreased from 90 to 83.

Score History



Payment Data

Payment Data

Trade Payment Dashboard

Days Beyond Terms	Total Trade Lines	Active Trade Lines	Total Balance	Last Updated	Recent High Credit	Average Credit Amount
0	3	3	\$425	07/04/2023	\$0	\$142
% Past Due	Past Due	Severely Past Due	Highest \$ Past Due	Highest \$ Severely Past Due	Industry DBT Comparison	Credit Ratio
0%	\$0	\$0	\$0	\$0		
Total Value Paid	Paid On Time	Value Paid On Time	Paid Late	Value Paid Late	Paid Severely Late	Value Paid Severely Late
\$250	2	\$250	0	\$0	0	\$0

Do you want to join the world's largest payment data program?

Join Now

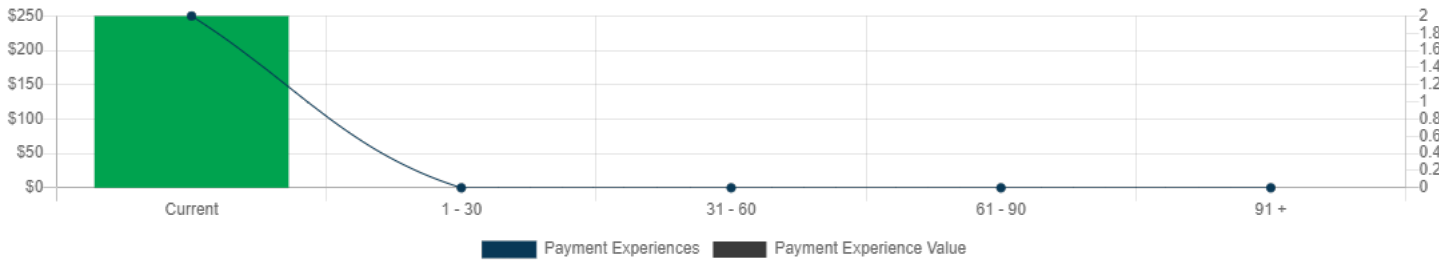
Trade Payment Information

Total Trade Lines

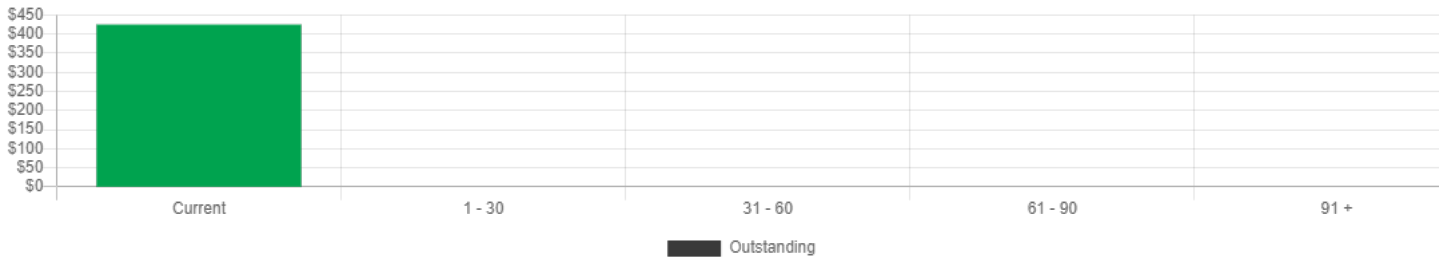
3

Status	Current	1 - 30	31 - 60	61 - 90	91 +	Total
Outstanding	\$425	\$0	\$0	\$0	\$0	\$425
Payment Experience Value	\$250	\$0	\$0	\$0	\$0	\$250
Payment Experiences	2	0	0	0	0	2

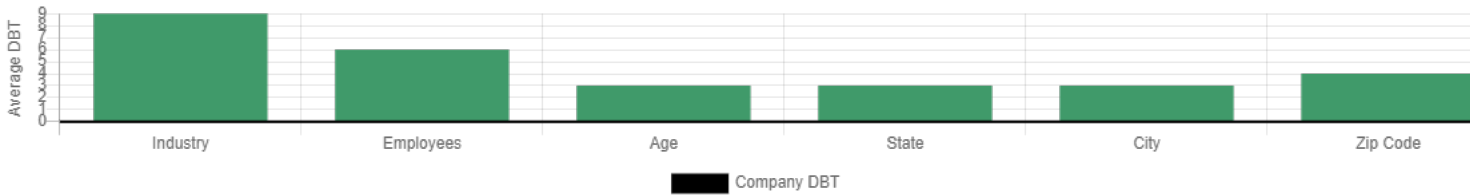
Paid



Outstanding













DBT Peer Analysis

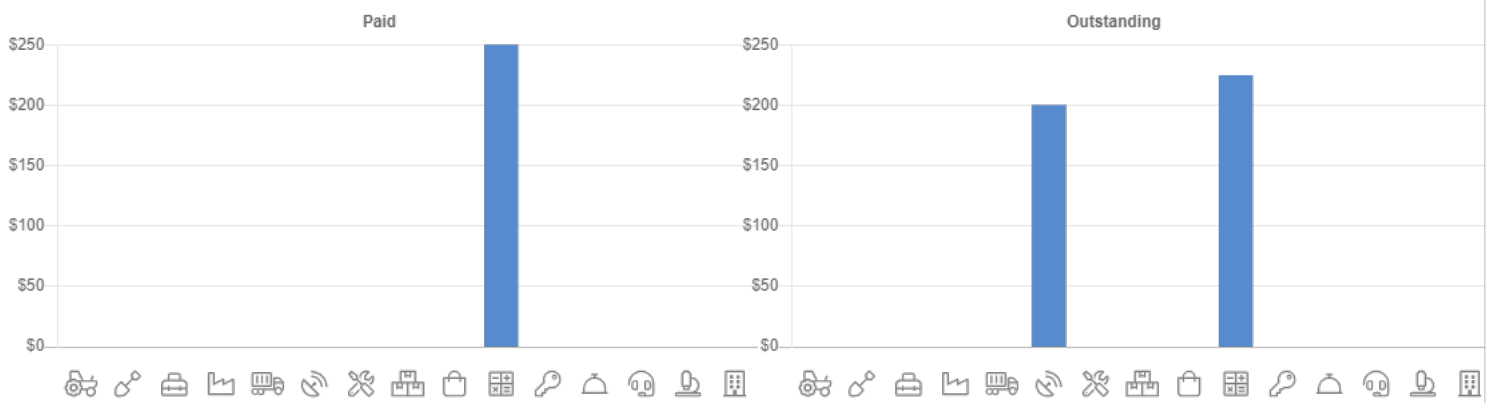


Industry Breakdown

Industry	Status	Trade Lines	Experiences	Current	1-30	31-60	61-90	91+	Total
Agriculture, Forestry & Fishing	Outstanding	0	-	\$0	\$0	\$0	\$0	\$0	\$0
	Paid	0	0	\$0	\$0	\$0	\$0	\$0	\$0
Mining & Quarrying	Outstanding	0	-	\$0	\$0	\$0	\$0	\$0	\$0
	Paid	0	0	\$0	\$0	\$0	\$0	\$0	\$0
Construction	Outstanding	0	-	\$0	\$0	\$0	\$0	\$0	\$0
	Paid	0	0	\$0	\$0	\$0	\$0	\$0	\$0
Manufacturing	Outstanding	0	-	\$0	\$0	\$0	\$0	\$0	\$0
	Paid	0	0	\$0	\$0	\$0	\$0	\$0	\$0
Transportation & Storage	Outstanding	0	-	\$0	\$0	\$0	\$0	\$0	\$0
	Paid	0	0	\$0	\$0	\$0	\$0	\$0	\$0

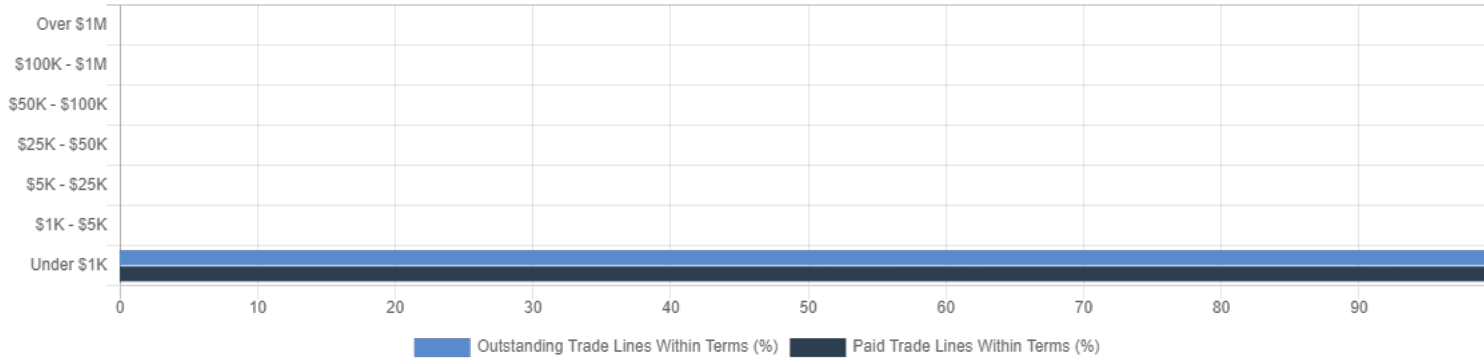
 Information & Communication	Outstanding	1	-	\$200	\$0	\$0	\$0	\$0	\$200
	Paid	0	0	\$0	\$0	\$0	\$0	\$0	\$0
 Utilities	Outstanding	0	-	\$0	\$0	\$0	\$0	\$0	\$0
	Paid	0	0	\$0	\$0	\$0	\$0	\$0	\$0
 Wholesale Trade	Outstanding	0	-	\$0	\$0	\$0	\$0	\$0	\$0
	Paid	0	0	\$0	\$0	\$0	\$0	\$0	\$0
 Retail Trade	Outstanding	0	-	\$0	\$0	\$0	\$0	\$0	\$0
	Paid	0	0	\$0	\$0	\$0	\$0	\$0	\$0
 Financial & Insurance Activities	Outstanding	2	-	\$225	\$0	\$0	\$0	\$0	\$225
	Paid	2	2	\$250	\$0	\$0	\$0	\$0	\$250
 Real Estate Activities	Outstanding	0	-	\$0	\$0	\$0	\$0	\$0	\$0
	Paid	0	0	\$0	\$0	\$0	\$0	\$0	\$0
 Accommodation & Food Service Activities	Outstanding	0	-	\$0	\$0	\$0	\$0	\$0	\$0
	Paid	0	0	\$0	\$0	\$0	\$0	\$0	\$0
 Administrative & Support Service Activities	Outstanding	0	-	\$0	\$0	\$0	\$0	\$0	\$0
	Paid	0	0	\$0	\$0	\$0	\$0	\$0	\$0
 Professional, Scientific & Technical Activities	Outstanding	0	-	\$0	\$0	\$0	\$0	\$0	\$0
	Paid	0	0	\$0	\$0	\$0	\$0	\$0	\$0
 Non-Classifiable Establishments	Outstanding	0	-	\$0	\$0	\$0	\$0	\$0	\$0
	Paid	0	0	\$0	\$0	\$0	\$0	\$0	\$0

Trade Breakdown by Industry



Trade Payments By Credit Extended

Credit Extended	Trade Lines With Outstanding Balance	Trade Lines Paid	Total Amount Outstanding	Total Amount Paid	Outstanding Past Due	Paid Past Due
Over \$1M	0	0	\$0	\$0	\$0	\$0
\$100K - \$1M	0	0	\$0	\$0	\$0	\$0
\$50K - \$100K	0	0	\$0	\$0	\$0	\$0
\$25K - \$50K	0	0	\$0	\$0	\$0	\$0
\$5K - \$25K	0	0	\$0	\$0	\$0	\$0
\$1K - \$5K	0	0	\$0	\$0	\$0	\$0
Under \$1K	1	1	\$100	\$250	\$0	\$0



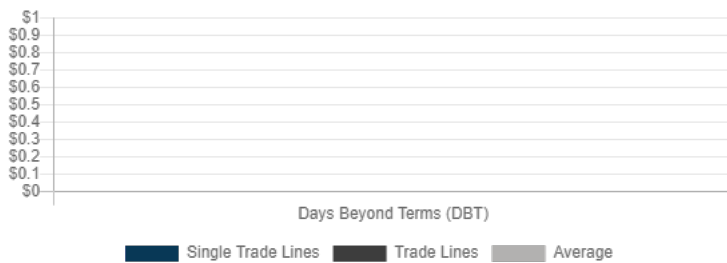
High Credit Balances

Currency view



	Current	1 - 30	31 - 60	61 - 90	91+
Single Trade Lines	\$100	\$0	\$0	\$0	\$0
Trade Lines	\$200	\$0	\$0	\$0	\$0
Average	\$100	\$0	\$0	\$0	\$0

DBT view



	Days Beyond Terms (DBT)
Single Trade Lines	0
Trade Lines	0
Average	0

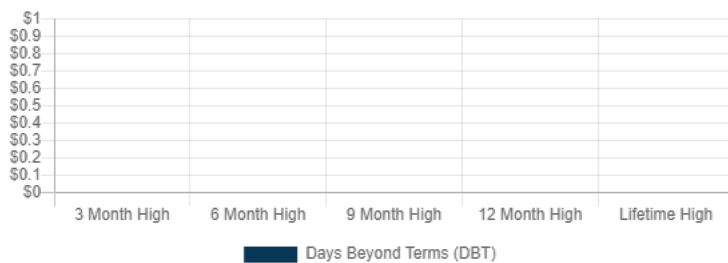
Lifetime Credit Balances

Currency view



	3 Month High	6 Month High	9 Month High	12 Month High	Lifetime High
Single Trade Lines	\$0	\$0	\$0	\$0	\$100
Trade Lines	\$0	\$0	\$0	\$0	\$200
Average	\$0	\$0	\$0	\$0	\$100

DBT view



	3 Month High	6 Month High	9 Month High	12 Month High	Lifetime High
Days Beyond Terms (DBT)	0	0	0	0	0

Company Details

Company Details

Company Information


Company Type	Limited Liability	Years in Business	35+ years
Address Type	Street Address	Estimated Annual Revenue	\$75,415,000
Estimated Number of Employees	467	Location Type	Headquarters
Primary SIC Code Industry Classification	ELECTRIC, GAS, & SANITARY SERVICES		

Activities

Classification	Code	Description
----------------	------	-------------

NAICS	221210	NATURAL GAS DISTRIBUTION
U.S. Standard Industrial Classification 1987	4925	GAS PRODUCTION AND/OR DISTRIBUTION

Corporate Record

Corporate Record	
Business Name	MY CHOICE ENERGY
Address	6034 KING RD, MARINE CITY, MI, 48039
Business Legal Name	MY CHOICE ENERGY
SOS Charter Number	2003229
Status	Active
Incorporation Date	03/07/2011
Incorporation State	Ohio (OH)
Principal State	Ohio (OH)
Foreign/Domestic	Domestic
Profit/Non-Profit	Undetermined
	This data is for information purposes only. Certification of the information can only be obtained through the government agency that is the source of this information

Officers

Corporate Officers

Additional Contacts					
Contact Name	Title	Address	City	State	ZIP
ROBERT ARCHIBALD	GENERAL MANAGER	6034 KING RD	MARINE CITY	Michigan (MI)	48039

Possible Links

Summary	
All Domestic Matches	4
Same Name	0
Same Address	4
Same Name and Address	0

Same Name and State	0
Same Name and City	0
Same Name and Zip	0
Same Telephone	1
Same Web Address	1
Same Name with Bankruptcy	0
Same Name Internationally	0



This page is not intended to show true corporate / legal linkage from this company to another but rather provide the user with the opportunity to see other reports that may share common elements such as the same or very similar address, phone, name etc.

Domestic Possible Links - (4 results) - All Domestic Matches

Company Name	Address	Safe Number	Risk Score	DBT	Limit	Legal Count
FREEDOM ENERGY SERVICES, L.L.C.	6034 KING RD, MARINE CITY, MI, 48039	US21705065	68	0	\$21.5K	0
BLUE WATER PROPANE, INC.	6034 KING RD, MARINE CITY, MI, 48039	US06852584	50	0	\$100K	0
AMOCO OIL CO	6034 KING RD, MARINE CITY, MI, 48039	US88258983	40	0	\$26.5K	0
FOSTER BLUE WATER OIL	6034 KING RD, MARINE CITY, MI, 48039	US113588493	67	0	\$5.5K	0

International Possible Links

No International Creditsafe search results found for this company.

A search of public records has been conducted at the Local, State and Federal levels.

Do you see anything on this report that you believe could be improved? Don't hesitate to request updates by calling or emailing a customer support representative.

[Contact Us](#)

[Terms & Conditions](#)

[Privacy Policy](#)

**This foregoing document was electronically filed with the Public Utilities
Commission of Ohio Docketing Information System on**

7/27/2023 9:26:48 AM

in

Case No(s). 19-1591-EL-AGG

Summary: Notice of Filing Updated Exhibit C-5 electronically filed by Teresa
Orahood on behalf of Devin D. Parram.