

DIS Case Number: 15-0802-EL-AGG

Section A: Application Information

A-1. Provider type:

☒ Power Broker
 ☐ Aggregator
 ☐ Retail Generation Provider
 ☐ Power Marketer

A-2. Applicant's legal name and contact information.

Legal Name: Siemens Industry, Inc
Phone: 8007585196 **Extension (if applicable):**
Website (if any): www.siemens.com
Country: United States
Street: 1000 Deerfield Parkway
City: Buffalo Grove **Province/State:** IL
Postal Code: 60089

A-3. Names and contact information under which the applicant will do business in Ohio

Provide the names and contact information the business entity will use for business in Ohio. This does not have to be an Ohio address and may be the same contact information given in A-2.

Name	Type	Address	Active?	Proof
Siemens Industry, Inc.	Official Name	1000 Deerfield Parkway Buffalo Grove, IL 60089	Yes	Link

A-4. Names under which the applicant does business in North America

Provide all business names the applicant uses in North America, including the names provided in A-2 and A-3.

Name	Type	Address	Active?	Proof
Siemens Industry, Inc.	Official Name	1000 Deerfield Parkway Buffalo Grove, IL 60089	Yes	Link

A-5. Contact person for regulatory matters



Public Utilities Commission

Susan Craker
220 Stoneridge Drive Suite 200
Columbia, SC 29210
US
susan.craker@siemens.com
7038537682

A-6. Contact person for PUCO Staff use in investigating consumer complaints

Justin Barstow
220 Stoneridge Dr
Columbia, SC 29210
US
justin.barstow@siemens.com
8033433461

A-7. Applicant's address and toll-free number for customer service and complaints

Phone: 803-343-3461	Extension (if applicable):	Country: United States
Fax: 855-612-1119	Extension (if applicable):	Street: 220 Stoneridge Drive
Email: justin.barstow@siemens.com	City: Columbia	Province/State: SC
	Postal Code: 29210	

A-8. Applicant's federal employer identification number

132762488

A-9. Applicant's form of ownership

Form of ownership: Corporation

A-10. Identify current or proposed service areas

Identify each service area in which the applicant is currently providing service or intends to provide service and identify each customer class that the applicant is currently serving or intends to serve.

Service area selection

Duke Energy Ohio



Public Utilities Commission

FirstEnergy - Cleveland Electric Illuminating

FirstEnergy - Ohio Edison

FirstEnergy - Toledo Edison

AES Ohio

American Electric Power (AEP)

Class of customer selection

Commercial

Industrial

A-11. Start date

Indicate the approximate start date the applicant began/will begin offering services: 06-01-2023

A-12. Principal officers, directors, and partners

Please provide all contacts that should be listed as an officer, director or partner.

Name	Email	Title	Address
Craig Langley	langley.craig@siemens.com	General Counsel	4800 North Point Parkway Alpharetta, GA 30022 US
Ruth Gratzke	ruth.gratzke@siemens.com	Chief Executive Officer	1000 Deerfield Parkway Buffalo Grove, IL 60089 US
Heiko Volpert	heiko.volpert@siemens.com	Chief Financial Officer, Treasurer	100 Technology Drive Alpharetta, GA 30005 US

A-13. Company history

Siemens Industry Inc. (SII) caters to the needs of industrial and commercial business customers. Its divisions provide specialty engineering services and equipment for customers in the automotive, cement, chemical, food and beverage and mining industries among others. SII provides automation technology and products and services for drive train systems and related building technologies. Its services arm provides maintenance and repair functions, as well as planning and technical consulting and engineering support. SII is owned by Siemens Corporation whose ultimate indirect parent company is Siemens Aktiengesellschaft.

A-14. Secretary of State

Secretary of State Link: <https://businesssearch.ohiosos.gov/?=businessDetails/1038340>

Section B: Applicant Managerial Capability and Experience**B-1. Jurisdiction of operations**

List all jurisdictions in which the applicant or any affiliated interest of the applicant is certified, licensed, registered or otherwise authorized to provide retail natural gas service or retail/wholesale electric service as of the date of filing the application..

Jurisdiction of Operation: IL, MA, MD, ME, OH, PA, and TX are states where SII is currently certified, licensed or registered to provide electricity broker services; CO, IL, MA, MD, OH, and PA are states where SII is approved, has licenses or certificates to provide gas broker services and SII is pursuing license agreement in a variety of other state jurisdictions as business needs and customers require.

B-2. Experience and plans

Describe the applicant's experience in providing the service(s) for which it is applying (e.g., number and type of customers served, utility service areas, amount of load, etc.). Include the plan for contracting with customers, providing contracted services, providing billing statements and responding to customer inquiries and complaints in accordance with Commission rules adopted pursuant to Sections 4928.10 and/or 4929.22 of the Ohio Revised Code.

Application Experience and Plan Description: Siemens Industry Inc. (SII) intends to act as a consultant to large end-use commercial and industrial customers in connection with the customers procurement of electricity. SII would provide advice to its customer clients regarding marketplace transactions, and in some instances will administer competitive procurements on behalf of its customer clients to assist them in obtaining the most favorable electricity supply agreements from competitive energy commodity suppliers of electricity in Ohio.

B-3. Disclosure of liabilities and investigations

For the applicant, affiliate, predecessor of the applicant, or any principal officer of the applicant, describe all existing, pending or past rulings, judgments, findings, contingent liabilities, revocation of authority, regulatory investigations, judicial actions, or other formal or informal notices of violations, or any other matter related to competitive services in Ohio or equivalent services in another jurisdiction..

Liability and Investigations Disclosures: Siemens Industry, Inc. (SII), a subsidiary member of Siemen Corporation, is a multi-billion dollar company involved in wide ranging construction



Public Utilities Commission

projects. As such SII has been involved in miscellaneous litigation (e.g., collection of fees, workers' compensation, etc.) arising out of its business, none of which are of a material nature, individually or collectively, as to adversely impact its ability to completely and satisfactorily perform any of the services it would provide under this certification.

B-4. Disclosure of consumer protection violations

Has the applicant, affiliate, predecessor of the applicant, or any principal officer of the applicant been convicted or held liable for fraud or for violation of any consumer protection or antitrust laws within the past five years?

No

B-5. Disclosure of certification, denial, curtailment, suspension or revocation

Has the applicant, affiliate, or a predecessor of the applicant had any certification, license, or application to provide retail natural gas or retail/wholesale electric service denied, curtailed, suspended, revoked, or cancelled or been terminated or suspended from any of Ohio's Natural Gas or Electric Utility's Choice programs within the past two years?

No

Section C: Applicant Financial Capability and Experience

C-1. Financial reporting

Provide a current link to the most recent Form 10-K filed with the Securities and Exchange Commission (SEC) or upload the form. If the applicant does not have a Form 10-K, submit the parent company's Form 10-K. If neither the applicant nor its parent is required to file Form 10-K, state that the applicant is not required to make such filings with the SEC and provide an explanation as to why it is not required.

Does not apply



C-2. Financial statements

Provide copies of the applicant's two most recent years of audited financial statements, including a balance sheet, income statement, and cash flow statement. If audited financial statements are not available, provide officer certified financial statements. If the applicant has not been in business long enough to satisfy this requirement, provide audited or officer certified financial statements covering the life of the business. If the applicant does not have a balance sheet, income statement, and cash flow statement, the applicant may provide a copy of its two most recent years of tax returns with **social security numbers and bank account numbers redacted**.

If the applicant is unable to meet the requirement for two years of financial statements, the Staff reviewer may request additional financial information.

Preferred to file this information confidentially

C-3. Forecasted financial statements

Provide two years of forecasted income statements **based solely on the applicant's anticipated business activities in the state of Ohio**.

Include the following information with the forecast: a list of assumptions used to generate the forecast; a statement indicating that the forecast is based solely on Ohio business activities only; and the name, address, email address, and telephone number of the preparer of the forecast.

The forecast may be in one of two acceptable formats: 1) an annual format that includes the current year and the two years succeeding the current year; or 2) a monthly format showing 24 consecutive months following the month of filing this application broken down into two 12-month periods with totals for revenues, expenses, and projected net incomes for both periods. Please show revenues, expenses, and net income (revenues minus total expenses) that is expected to be earned and incurred in **business activities only in the state of Ohio** for those periods.

If the applicant is filing for both an electric certificate and a natural gas certificate, please provide a separate and distinct forecast for revenues and expenses representing Ohio electric business activities in the application for the electric certificate and another forecast representing Ohio natural gas business activities in the application for the natural gas certificate.

File(s) attached



C-4. Credit rating

Provide a credit opinion disclosing the applicant's credit rating as reported by at least one of the following ratings agencies: Moody's Investors Service, Standard & Poor's Financial Services, Fitch Ratings or the National Association of Insurance Commissioners. If the applicant does not have its own credit ratings, substitute the credit ratings of a parent or an affiliate organization and submit a statement signed by a principal officer of the applicant's parent or affiliate organization that guarantees the obligations of the applicant. If an applicant or its parent does not have such a credit rating, enter 'Not Rated'.

This does not apply

C-5. Credit report

Provide a copy of the applicant's credit report from Experian, Equifax, TransUnion, Dun and Bradstreet or a similar credit reporting organization. If the applicant is a newly formed entity with no credit report, then provide a personal credit report for the principal owner of the entity seeking certification. At a minimum, the credit report must show summary information and an overall credit score. **Bank/credit account numbers and highly sensitive identification information must be redacted.** If the applicant provides an acceptable credit rating(s) in response to C-4, then the applicant may select 'This does not apply' and provide a response in the box below stating that a credit rating(s) was provided in response to C-4.

File(s) attached

C-6. Bankruptcy information

Within the previous 24 months, have any of the following filed for reorganization, protection from creditors or any other form of bankruptcy?

- Applicant
- Parent company of the applicant
- Affiliate company that guarantees the financial obligations of the applicant
- Any owner or officer of the applicant

No

C-7. Merger information

Is the applicant currently involved in any dissolution, merger or acquisition activity, or otherwise participated in such activities within the previous 24 months?



No

C-8. Corporate structure

Provide a graphical depiction of the applicant's corporate structure. Do not provide an internal organizational chart. The graphical depiction should include all parent holding companies, subsidiaries and affiliates as well as a list of all affiliate and subsidiary companies that supply retail or wholesale electricity or natural gas to customers in North America. If the applicant is a stand-alone entity, then no graphical depiction is required, and the applicant may respond by stating that it is a stand-alone entity with no affiliate or subsidiary companies.

File(s) attached

Section D: Applicant Technical Capacity

D-1. Operations

Power brokers/aggregators: Include details of the applicant's business operations and plans for arranging and/or aggregating for the supply of electricity to retail customers.

Operations Description: Siemens Industry Inc. (SII) intends to act as a consultant to large end-use commercial and industrial customers in connection with the customers' procurement of electricity. SII would provide advice to its customer clients regarding marketplace transactions, and in some instances will administer competitive procurements on behalf of its customer clients to assist them in obtaining the most favorable electricity supply agreements from competitive Ohio energy commodity suppliers.

D-2. Operations Expertise & Key Technical Personnel

Given the operational nature of the applicant's business, provide evidence of the applicant's experience and technical expertise in performing such operations. Include the names, titles, e-



Public Utilities Commission

mail addresses, and background of key personnel involved in the operations of the applicant's business.

File(s) attached



Public Utilities
Commission

Application Attachments

LIVE REPORT

SIEMENS INDUSTRY, INC.

Tradestyle(s)FOREIGN PARENT IS SIEMENS AKTIENGESELLSCHAFT, ERLANGEN, GERMANY.) 1

ACTIVE

HEADQUARTERS

D-U-N-S Number: 01-094-4650

Phone: +1 847 215 1000

Address: 1000 Deerfield Pkwy, Buffalo Grove, IL, 60089, United States Of America

Endorsement: misty.howard@siemens.com

Exclude from Portfolio Insight: No

Folders: All Companies

Summary

KEY DATA ELEMENTS (Formerly: SCORE BAR)		
KDE Name	Current Status	Details
PAYDEX®	68	17 Days Beyond Terms
Delinquency Score	63	Moderate Risk of severe payment delinquency.
Failure Score	23	Moderate to High Risk of severe financial stress.
D&B Viability Rating	<div>46BZ</div>	View More Details
Bankruptcy Found	N	
D&B Rating	1R3	10 employees and over, Moderate Risk

ALL ACCOUNTS

Totals	Total Outstanding	Approved Credit Limit	Credit Limit Utilization	Total Past Due
-	-	-	-	-

Account Level Detail

Account Name	Total Outstanding	Approved Credit Limit	Credit Limit Utilization	Total Past Due
--------------	-------------------	-----------------------	--------------------------	----------------

There are currently no account associated with this D-U-N-S. Upload account or create an account to view summary.

COMPANY PROFILE ⓘ		
D-U-N-S 01-094-4650	Mailing Address UNITED STATES	Employees 13,122 (1,200 here)
Legal Form Corporation (US)	Telephone +1 847 215 1000	Age (Year Started) 51 Years(1972)
History Record Clear	Present Control Succeeded 1988	Named Principal David Hopping , PRES
Ownership		Line of Business

Not publicly traded

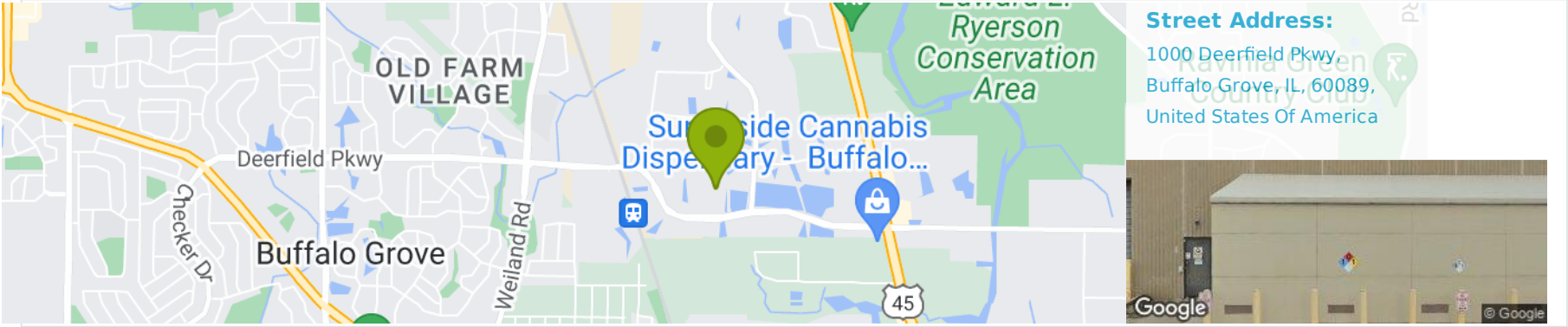
Mfg relays/industrial controls

SIC

3625

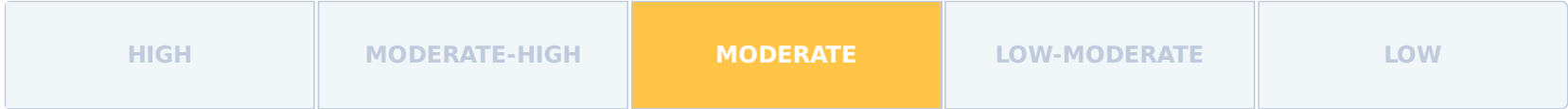
NAICS

335314



OVERALL BUSINESS RISK ?

Dun & Bradstreet thinks...



Overall assessment of this organization over the next 12 months:	Stable Condition Due To Large Business Size
Based on the predicted risk of business discontinuation:	Exhibiting Some Financial Stress
Based on the predicted risk of severely delinquent payments:	Moderate Potential For Severely Delinquent Payments

D&B MAX CREDIT RECOMMENDATION ?

MAXIMUM CREDIT RECOMMENDATION

US\$ 1,750,000

The recommended limit is based on a moderately low probability of severe delinquency.


FAILURE SCORE ? (Formerly Financial Stress Score)

Company's Risk Level

MODERATE-HIGH

Probability of failure over the next 12 months

0.64 %



Past 12 Months

Low Risk

High Risk

DELINQUENCY SCORE ? (Formerly Commercial Credit Score)

Company's Risk Level

MODERATE

Probability of delinquency over the next 12 months

4.42 %



Past 12 Months

Low Risk

High Risk

VIABILITY RATING SUMMARY ?	
Viability Score	
<div><div></div><div></div><div></div><div>4</div></div>	
High Risk (9)	Low Risk (1)
Data Depth Indicator	
<div><div></div><div></div><div></div><div>B</div></div>	
Descriptive (G)	Predictive (A)
Portfolio Comparison	
<div><div></div><div></div><div>6</div><div></div></div>	
High Risk (9)	Low Risk (1)
Financial Data	Unavailable
Trade Payments	
Company Size	
Years in Business	-

D&B PAYDEX® ?	
<div><div></div><div></div><div></div><div>68</div><div></div></div>	
High Risk (1)	Low Risk (100)
17 days beyond terms	
Past 24 Months	
Low Risk	
High Risk	

D&B PAYDEX - 3 MONTHS ?	
<div><div></div><div></div><div></div><div>69</div><div></div></div>	
High Risk (1)	Low Risk (100)
16 days beyond terms	

PAYDEX® TREND CHART ?

SBRI ORIGATION
<div><div>i</div></div> <div>No SBRI Origination Score data is currently available.</div>

D&B SBFE SCORE
<div><div>i</div></div>

No D&B SBFE Score data is currently available.

D&B RATING ?

Employee Size

1R : 10 employees and over

Current Rating as of 03-01-2019

Risk Indicator

3 : Moderate Risk

LEGAL EVENTS

Events	Occurrences	Last Filed
Bankruptcies	0	-
Judgements	0	-
Liens	0	-
Suits	18	02-26-2021
UCC	178	11-16-2022

DETAILED TRADE RISK INSIGHT™

Days Beyond Terms

5 Days

3 Months

From Feb-23 to Apr-23

5

High Risk (120+)

Low Risk (0)

Days Beyond Terms Past 3 months : 5

Low Risk:0 ; High Risk:120+

Dollar-weighted average of **680** payment experiences reported from **208** companies.

DETAILED TRADE RISK INSIGHT™ 13 MONTH TREND

Total Amount Current and Past Due -

FINANCIAL OVERVIEW - BALANCE SHEET



No Data Available

TRADE PAYMENTS

Highest Past Due:

500,000

Highest Now Ow
wing

3,000,000

Total Trade Ex
periences

868

Largest High C
redit

4,000,000

FINANCIAL OVERVIEW - PROFIT AND LOSS



No Data Available

OWNERSHIP

Subsidiaries
197

Branches
339

Total Members
3,115

This company is a Domestic Ultimate, Headquarters, Parent, Subsidiary.

	Global Ultimate	Immediate Parent	Domestic Ultimate
Name	Siemens Aktiengesellschaft	Siemens Aktiengesellschaft	Siemens Industry, Inc.
Country	Germany	Germany	United States
D-U-N-S	31-606-7164	31-606-7164	01-094-4650
Others	-	-	-

FINANCIAL OVERVIEW - KEY BUSINESS RATIOS



No Data Available

ALERTS ?



There are no alerts for this D-U-N-S Number.

WEB & SOCIAL POWERED BY FIRSTRAIN

Organisations may be held vicariously liable for their employees’ acts of copyright infringement JD Supra 11-Apr-2023

Axiologik appoints design chief to set up new in-house practice Prolific North 09-Mar-2023

Post office buys 9,250 electric vans, 14,000 charge stations | News, Sports, Jobs - The Herald Star The Herald-Star 01-Mar-2023

Post office buys 9,250 electric vans, 14,000 charge stations Financial Post 28-Feb-2023


SGT Receives Army Energy Savings Performance Contract; John Ustica Quoted ExecutiveBiz Blog 23-Feb-2023

Siemens Government Technologies Awarded \$24.8 Million Contract to Deliver Energy Efficient Infrastructure Improvements for Vital U.S. Army Europe and Africa Garrison Business Wire 23-Feb-2023

 SGT's John Ustica & CISA's Jen Easterly Gain Recognition for 2023 Wash100 Award Wins Executive Gov 06-Feb-2023

 SGT President & CEO John Ustica Honored With 1st Wash100 Award for Achievements in Leading Technological Progress, Business Development Wire 06-Feb-2023

 Siemens Government Technologies CEO John Ustica Talks Microelectronics & Chip Manufacturing Executive Gov 02-Feb-2023

 SGT CEO John Ustica Discusses Energy Resiliency in New Video Interview ExecutiveBiz Blog 02-Feb-2023

[Load More](#) ▾

NOTES

Add Note



No notes is available for this D-U-N-S Number.


COUNTRY/REGIONAL INSIGHT



United States Of America

Emergency measures after the second-largest bank collapse in the US (SVB) should prevent systemic spillovers, but investor and depositor confidence will wane as the resolution process takes its course.

Risk Category



Available Reports

Country Insight Snapshot (CIS)

High-level view of a single country's cross-border risk exposure, with particular focus on the current political, commercial, and macroeconomic environments.

Country Insight Report (CIR)

In-depth analysis of the current risks and opportunities within a single country and its regional and global context.

STOCK PERFORMANCE



No stock performance data is available for this D-U-N-S Number.

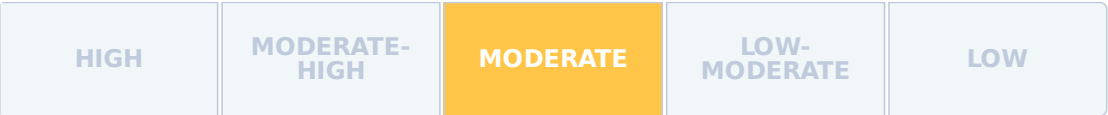
The scores and ratings included in this report are designed as a tool to assist the user in making their own credit related decisions, and should be used as part of a balanced and complete assessment relying on the knowledge and expertise of the reader, and where appropriate on other information sources. The score and rating models are developed using statistical analysis in order to generate a prediction of future events. Dun & Bradstreet monitors the performance of thousands of businesses in order to identify characteristics common to specific business events. These characteristics are weighted by significance to form rules within its models that identify other businesses with similar characteristics in order to provide a score or rating.

Dun & Bradstreet's scores and ratings are not a statement of what will happen, but an indication of what is more likely to happen based on previous experience. Though Dun & Bradstreet uses extensive procedures to maintain the quality of its information, Dun & Bradstreet cannot guarantee that it is accurate, complete or timely, and this may affect the included scores and ratings. Your use of this report is subject to applicable law, and to the terms of your agreement with Dun & Bradstreet.

Risk Assessment

D&B RISK ASSESSMENT

OVERALL BUSINESS RISK



Dun & Bradstreet thinks...

- Overall assessment of this organization over the next 12 months: **STABLE CONDITION DUE TO LARGE BUSINESS SIZE**
- Based on the predicted risk of business discontinuation: **EXHIBITING SOME FINANCIAL STRESS**

MAXIMUM CREDIT RECOMMENDATION

US\$ 1,750,000

The recommended limit is based on a moderately low probability of severe delinquency.

- Based on the predicted risk of severely delinquent payments: **MODERATE POTENTIAL FOR SEVERELY DELINQUENT PAYMENTS**

D&B VIABILITY RATING SUMMARY

The D&B Viability Rating uses D&B's proprietary analytics to compare the most predictive business risk indicators and deliver a highly reliable assessment of the probability that a company will go out of business, become dormant/inactive, or file for bankruptcy/insolvency within the next 12 months. The D&B Viability Rating is made up of 4 components:

Viability Score

Compared to All US Businesses within the D&B Database:

- Level of Risk:**Low Risk**
- Businesses ranked **4** have a probability of becoming no longer viable: **5 %**
- Percentage of businesses ranked **4**: **14 %**
- Across all US businesses, the average probability of becoming no longer viable:**14 %**

Portfolio Comparison

Compared to All US Businesses within the same MODEL SEGMENT:

- Model Segment :**Established Trade Payments**
- Level of Risk:**Moderate Risk**
- Businesses ranked **6** within this model segment have a probability of becoming no longer viable: **5 %**
- Percentage of businesses ranked **6** with this model segment: **9 %**
- Within this model segment, the average probability of becoming no longer viable:**5 %**

Data Depth Indicator

Data Depth Indicator:

- ✓ Rich Firmographics
- ✓ Extensive Commercial Trading Activity
- ✓ Basic Financial Attributes

Greater data depth can increase the precision of the D&B Viability Rating assessment.

To help improve the current data depth of this company, you can ask D&B to make a personalized request to this company on your behalf to obtain its latest financial information. To make the request, click the link below. Note, the company must be saved to a folder before the request can be made.

Request Financial Statements

Reference the FINANCIALS tab for this company to monitor the status of your request.

Company Profile:


Company Profile Details:

- Financial Data: **False**
- Trade Payments:
- Company Size:
- Years in Business:

Z

Subsidiary

FAILURE SCORE FORMERLY FINANCIAL STRESS SCORE



- Low proportion of satisfactory payment experiences to total payment experiences
- High proportion of slow payment experiences to total number of payment experiences
- High proportion of past due balances to total amount owing
- UCC Filings reported
- Evidence of open suits
- High number of enquiries to D&B over last 12 months

Level of Risk Moderate-High	Raw Score 1419	Probability of Failure 0.64 %	Average Probability of Failure for Businesses in D&B Database 0.48	Class 4
---------------------------------------	--------------------------	---	--	-------------------

Business and Industry Trends

BUSINESS AND INDUSTRY COMPARISON

Selected Segments of Business Attributes

Norms	National %
This Business	23
Region:(EAST NORTH CENTRAL)	26
Industry:MANUFACTURING	36
Employee range:(500-2300000)	53
Years in Business:(26+)	68

DELINQUENCY SCORE

FORMERLY COMMERCIAL CREDIT SCORE

63

High Risk (1)

Low Risk (100)

• Proportion of past due balances to total amount owing

• Proportion of slow payments in recent months

• Evidence of open suits

Level of Risk Moderate	Raw Score 517	Probability of Delinquency 4.42 %	Compared to Businesses in D&B Database 10.2 %	Class 3
---------------------------	------------------	--------------------------------------	--	------------

Business and Industry Trends

BUSINESS AND INDUSTRY COMPARISON

Selected Segments of Business Attributes

Norms	National %
This Business	63
Region:(EAST NORTH CENTRAL)	37
Industry:MANUFACTURING	51
Employee range:(500-2768886)	75
Years in Business:(26+)	79

<div><div>D&B PAYDEX</div><div><div></div><div></div><div></div><div>68</div><div></div></div><div>High Risk (1)</div><div>Low Risk (100)</div><div>When weighted by amount, Payments to suppliers average days_beyond_terms</div><div><div>High risk of late payment (Average 30 to 120 days beyond terms)</div><div>Medium risk of late payment (Average 30 days or less beyond terms)</div><div>Low risk of late payment (Average prompt to 30+ days sooner)</div></div><div>Industry Median: 73 Equals 11 Days Beyond Terms</div></div>	<div><div>D&B 3 MONTH PAYDEX</div><div><div></div><div></div><div></div><div>69</div><div></div></div><div>High Risk (1)</div><div>Low Risk (100)</div><div>Based on payments collected 3 months ago. When weighted by amount, Payments to suppliers average 16 days beyond terms</div><div><div>High risk of late payment (Average 30 to 120 days beyond terms)</div><div>Medium risk of late payment (Average 30 days or less beyond terms)</div><div>Low risk of late payment (Average prompt to 30+ days sooner)</div></div><div>Industry Median: 73 Equals 11 Days Beyond Terms</div></div>
Business and Industry Trends	
3625 - Mfg relays/industrial controls	

D&B RATING	
Current Rating as of 03-01-2019	
Employee Size 1R : 10 employees and over	Risk Indicator 3 : Moderate Risk

Trade Payments

TRADE PAYMENTS SUMMARY (Based on 24 months of data)		
Overall Payment Behaviour 17	% of Trade Within Terms 56%	Highest Past Due US\$ 500,000

Days Beyond Terms		
Highest Now Owing: US\$ 3,000,000	Total Trade Experiences: 868 Largest High Credit: US\$ 4,000,000 Average High Credit: US\$ 100,875	Total Unfavorable Comments : 3 Largest High Credit: US\$ 2,500 Total Placed in Collections: 5 Largest High Credit: US\$ 0

D&B PAYDEX <div><div></div><div></div><div></div><div>68</div><div></div></div> <div>High Risk (1)Low Risk (100)</div> <p>When weighted by amount, Payments to suppliers average days_beyond_terms</p> <div><div>High risk of late payment (Average 30 to 120 days beyond terms)</div><div>Medium risk of late payment (Average 30 days or less beyond terms)</div><div>Low risk of late payment (Average prompt to 30+ days sooner)</div></div> <p>Industry Median: 73 Equals 11 Days Beyond Terms</p>	D&B 3 MONTH PAYDEX <div><div></div><div></div><div></div><div>69</div><div></div></div> <div>High Risk (1)Low Risk (100)</div> <p>Based on payments collected 3 months ago. When weighted by amount, Payments to suppliers average 16 days beyond terms</p> <div><div>High risk of late payment (Average 30 to 120 days beyond terms)</div><div>Medium risk of late payment (Average 30 days or less beyond terms)</div><div>Low risk of late payment (Average prompt to 30+ days sooner)</div></div> <p>Industry Median: 73 Equals 11 Days Beyond Terms</p>
--	---

BUSINESS AND INDUSTRY TRENDS																								
Based on 24 months of data																								
3625 - Mfg relays/industrial controls																								
	5/21	6/21	7/21	8/21	9/21	10/21	11/21	12/21	1/22	2/22	3/22	4/22	5/22	6/22	7/22	8/22	9/22	10/22	11/22	12/22	1/23	2/23	3/23	Current 2023
This Business	69	70	69	69	69	69	67	69	67	67	68	66	66	66	67	66	66	66	66	65	66	64	68	68
Industry Quartile																								
Upper	-	77	-	-	77	-	-	77	-	-	77	-	-	77	-	-	77	-	-	77	-	-	77	-
Median	-	73	-	-	73	-	-	73	-	-	73	-	-	73	-	-	73	-	-	73	-	-	73	-
Lower	-	67	-	-	67	-	-	67	-	-	67	-	-	67	-	-	67	-	-	67	-	-	67	-

TRADE PAYMENTS BY CREDIT EXTENDED (Based on 12 months of data)			
Range of Credit Extended (US\$)	Number of Payment Experiences	Total Value	% Within Terms
100,000 & over	141	US\$ 64,300,000	71
50,000 - 99,999	76	US\$ 5,150,000	65
15,000 - 49,999	157	US\$ 4,080,000	57
5,000 - 14,999	125	US\$ 910,000	56
1,000 - 4,999	146	US\$ 275,000	53
Less than 1,000	96	US\$ 33,450	52

TRADE PAYMENTS BY INDUSTRY (BASED ON 24 MONTHS OF DATA)							
Collapse All Expand All							
Industry Category-	Number of Payment Experiences	Largest High Credit (US\$)	% Within Terms (Expand to View)	1 - 30 Days Late (%)	31 - 60 Days Late (%)	61 - 90 Days Late (%)	91 + Days Late (%)
▼17 - Construction - Special Trade Contractors	6	200,000	14	81	1	4	0
1711 - Mechanical contractor	6	200,000	14	81	1	4	0
▼26 - Paper and Allied Products	6	95,000	68	32	0	0	0

2653 - Mfg corrugated boxes	5	15,000	86	14	0	0	0
2621 - Paper mill	1	95,000	50	50	0	0	0
▼27 - Printing, Publishing and Allied Industries	7	200,000	21	25	17	0	37
2759 - Misc coml printing	5	200,000	63	25	0	0	12
2711 - Newspaper-print/publ	1	100,000	0	50	50	0	0
2741 - Misc publishing	1	1,000	0	0	0	0	100
▼28 - Chemicals and Allied Products	5	45,000	38	38	25	0	0
2851 - Mfg paint/allied prdt	2	1,000	100	0	0	0	0
2821 - Mfg plastics/resins	1	45,000	0	100	0	0	0
2813 - Mfg industrial gases	1	20,000	0	0	100	0	0
2822 - Mfg synthetic rubber	1	10,000	50	50	0	0	0
▼30 - Rubber and Miscellaneous Plastics Products	2	10,000	100	0	0	0	0
3081 - Mfg plastic sheet/flm	1	10,000	100	0	0	0	0
3089 - Mfg misc plastic prdt	1	10,000	100	0	0	0	0
▼33 - Primary Metal Industries	16	600,000	67	6	17	9	2
3357 - Nonferrous wiredrawing	7	500,000	58	28	12	0	2
3315 - Steel wiredrawing	5	600,000	28	0	22	44	6
3351 - Copper roll/drawing	2	75,000	97	3	0	0	0
3312 - Steel works	1	400,000	50	0	50	0	0
3355 - Aluminum roll/drawing	1	200,000	100	0	0	0	0
▼34 - Fabricated Metal Products except Machinery and Transportation Equipment	17	500,000	35	24	25	14	3
3491 - Mfg industrial valves	7	55,000	30	27	24	5	14
3444 - Mfg sheet metalwork	6	500,000	60	24	0	13	3
3442 - Mfg metal doors/trim	2	5,000	33	67	0	0	0
3492 - Mfg fluid power valve	1	200,000	50	0	0	50	0

3429 - Mfg hardware	1	10,000	0	0	100	0	0
▼35 - Industrial and Commercial Machinery and Computer Equipment	46	4,000,000	63	7	9	7	15
3585 - Mfg refriger/heat equip	10	4,000,000	96	0	3	0	1
3572 - Mfg computer storage	5	2,000,000	89	11	0	0	0
3571 - Mfg computers	5	250,000	95	1	4	0	0
3593 - Mfg cylinder/actuator	5	200,000	28	46	0	3	23
3563 - Mfg air/gas compress	5	30,000	96	0	4	0	0
3579 - Mfg misc office eqpt	5	2,500	29	5	18	0	48
3564 - Mfg blowers/fans	2	100,000	55	45	0	0	0
3566 - Mfg speed changers	2	50,000	0	1	0	0	99
3531 - Mfg construction mach	1	500,000	0	0	50	50	0
3548 - Mfg welding apparatus	1	200,000	100	0	0	0	0
3537 - Mfg industrial trucks	1	95,000	50	0	0	50	0
3594 - Mfg fluid power pumps	1	15,000	100	0	0	0	0
3534 - Mfg elevator/escaltrs	1	5,000	0	0	50	0	50
3535 - Mfg conveyors	1	2,500	100	0	0	0	0
3567 - Mfg industry furnaces	1	2,500	100	0	0	0	0
▼36 - Electronic and other electrical equipment and components except computer equipment	45	3,000,000	56	11	13	8	12
3678 - Mfg elect. connectors	8	400,000	92	0	0	0	8
3625 - Mfg relays/controls	6	600,000	74	12	3	0	11
3612 - Mfg power transformer	5	3,000,000	100	0	0	0	0
3621 - Mfg motors/generators	5	500,000	46	25	29	0	0
3699 - Mfg misc elect. equip	5	15,000	45	15	15	15	10
3674 - Mfg semiconductors	4	600,000	69	31	0	0	0

3672 - Mfg print circuit brd	4	100,000	64	36	0	0	0
3691 - Mfg storage batteries	1	300,000	50	0	0	0	50
3675 - Mfg elect. capacitors	1	100,000	50	0	50	0	0
3646 - Mfg comrc'l light fixt	1	50,000	100	0	0	0	0
3677 - Mfg elect coil/trnsfm	1	10,000	0	50	0	50	0
3663 - Mfg broadcastng equip	1	7,500	100	0	0	0	0
3639 - Mfg home appliances	1	1,000	0	0	0	0	100
3645 - Mfg home light fixt	1	1,000	50	0	0	50	0
3629 - Mfg elect indus equip	1	500	0	0	100	0	0
▼37 - Transportation Equipment	5	4,000,000	50	49	0	0	1
3724 - Mfg plane engine/part	5	4,000,000	50	49	0	0	1
▼38 - Measuring Analyzing and Controlling Instruments; Photographic Medical and Optical Goods; Watches and Clocks	34	500,000	68	8	24	0	0
3823 - Mfg process controls	11	50,000	94	3	3	0	0
3824 - Mfg fluid meters	7	400,000	81	19	0	0	0
3825 - Mfg electric test prd	6	250,000	54	33	13	0	0
3842 - Mfg surgical supplies	5	400,000	94	0	5	0	1
3841 - Mfg medical instrmnt	2	500,000	50	0	50	0	0
3861 - Mfg photograph equip	2	2,500	0	0	100	0	0
3812 - Mfg guidance equip	1	200,000	100	0	0	0	0
▼39 - Miscellaneous Manufacturing Industries	5	60,000	19	14	33	0	34
3915 - Mfg jeweler materials	3	60,000	57	42	0	0	1
3949 - Mfg sporting goods	1	30,000	0	0	100	0	0
3955 - Mfg crbn paper/ribbon	1	250	0	0	0	0	100
▼42 - Motor Freight Transportation and Warehousing	18	2,000,000	70	29	1	1	1

4213 - Trucking non-local	17	2,000,000	39	58	1	1	1
4212 - Lcl truck-w/o storage	1	60,000	100	0	0	0	0
▼45 - Transportation by Air	1	2,500	50	50	0	0	0
4512 - Scheduled air trans	1	2,500	50	50	0	0	0
▼47 - Transportation Services	16	1,000,000	54	2	1	0	43
4731 - Arrange cargo transpt	16	1,000,000	54	2	1	0	43
▼48 - Communications	20	250,000	91	1	1	0	8
4813 - Telephone communictns	16	250,000	84	1	1	0	14
4812 - Radiotelephone commun	4	50,000	98	0	0	0	2
▼49 - Electric, Gas and Sanitary Services	19	55,000	100	0	0	0	0
4911 - Electric services	17	55,000	100	0	0	0	0
4924 - Natural gas distrib	2	2,500	100	0	0	0	0
▼50 - Wholesale Trade - Durable Goods	250	2,000,000	67	15	6	4	9
5063 - Whol electrical equip	43	1,000,000	72	19	6	0	3
5084 - Whol industrial equip	39	700,000	89	4	3	1	3
5074 - Whol plumb/hydronics	34	100,000	21	35	8	36	0
5085 - Whol industrial suppl	30	1,000,000	82	10	3	0	5
5051 - Whol metal	25	2,000,000	69	15	5	3	8
5065 - Whol electronic parts	25	750,000	73	23	2	0	2
5045 - Whol computers/softwr	18	700,000	51	25	11	0	13
5049 - Whol misc profsn eqpt	12	1,000,000	96	1	2	1	0
5044 - Whol office equipment	5	600,000	51	0	0	7	42
5075 - Whol heating/ac equip	5	300,000	84	3	0	10	3
5087 - Whol service equip	5	200,000	60	40	0	0	0
5013 - Whol auto parts	3	100,000	74	26	0	0	0
5082 - Whol const/mine equip	3	35,000	0	35	48	0	17

5083 - Whol farm/garden mach	1	25,000	50	0	0	0	50
5064 - Whol appliances	1	10,000	100	0	0	0	0
5078 - Whol refrig equip	1	500	100	0	0	0	0
▼51 - Wholesale Trade - Nondurable Goods	49	1,000,000	67	9	12	2	10
5169 - Whol chemicals	18	70,000	51	2	30	4	13
5162 - Whol plastic material	6	1,000,000	53	0	0	0	47
5113 - Whol service paper	6	300,000	93	7	0	0	0
5199 - Whol nondurable goods	5	500,000	94	0	0	0	6
5172 - Whol petroleum prdts	5	400,000	49	2	38	10	1
5112 - Whol office supplies	5	75,000	73	13	0	0	14
5171 - Petroleum terminal	2	300,000	20	50	30	0	0
5141 - Whol general grocery	2	1,000	100	0	0	0	0
▼55 - Automotive Dealers and Gasoline Service Stations	2	30,000	100	0	0	0	0
5511 - Ret new/used autos	2	30,000	100	0	0	0	0
▼57 - Home Furniture Furnishings and Equipment Stores	5	500,000	50	0	0	0	50
5734 - Ret computer/software	4	500,000	100	0	0	0	0
5712 - Ret furniture	1	2,500	0	0	0	0	100
▼59 - Miscellaneous Retail	9	250,000	79	0	5	0	17
5999 - Ret misc merchandise	6	100,000	86	0	14	0	0
5961 - Ret mail-order house	2	250,000	50	0	0	0	50
5943 - Ret stationery	1	100	100	0	0	0	0
▼60 - Depository Institutions	6	15,000	51	25	25	0	0
6021 - Natnl commercial bank	4	15,000	92	4	4	0	0
6022 - State commercial bank	2	2,500	9	46	45	0	0
▼61 - Nondepository Credit Institutions	19	300,000	73	1	3	3	21

6159 - Misc business credit	16	45,000	45	2	6	6	41
6153 - Short-trm busn credit	3	300,000	100	0	0	0	0
▼73 - Business Services	51	400,000	47	14	13	11	15
7359 - Misc equipment rental	17	200,000	34	21	15	2	28
7389 - Misc business service	17	100,000	75	15	5	4	1
7381 - Detective/guard svcs	5	100,000	79	3	15	0	3
7363 - Help supply service	4	400,000	14	2	84	0	0
7373 - Computer system desgn	2	200,000	50	50	0	0	0
7372 - Prepackaged software	2	20,000	67	33	0	0	0
7371 - Custom programming	2	15,000	50	3	0	47	0
7361 - Employment agency	1	5,000	0	0	0	0	100
7323 - Credit reporting svcs	1	2,500	50	0	0	50	0
▼75 - Automotive Repair, Services and Parking	2	7,500	99	0	1	0	0
7513 - Truck rental/leasing	2	7,500	99	0	1	0	0
▼76 - Miscellaneous Repair Services	1	500,000	100	0	0	0	0
7623 - Refrig/a.c. service	1	500,000	100	0	0	0	0
▼82 - Educational Services	1	1,000	100	0	0	0	0
8243 - Data process school	1	1,000	100	0	0	0	0
▼83 - Social Services	2	2,500	86	0	0	0	14
8322 - Family social service	2	2,500	86	0	0	0	14
▼87 - Engineering Accounting Research Management and Related Services	13	700,000	76	14	0	10	0
8734 - Testing laboratory	5	700,000	66	3	0	31	0
8711 - Engineering services	5	100,000	89	1	0	10	0
8741 - Management services	2	35,000	100	0	0	0	0
8748 - Business	1	200,000	50	50	0	0	0

consulting							
▼91 - Executive Legislative and General Government except Finance	4	7,500	100	0	0	0	0
9111 - Executive office	3	7,500	100	0	0	0	0
9199 - Misc general gov't	1	100	100	0	0	0	0
▼92 - Justice, Public Order and Safety	1	2,500	100	0	0	0	0
9211 - Court	1	2,500	100	0	0	0	0
▼93 - Public Finance Taxation and Monetary Policy	31	400,000	99	1	0	0	0
9311 - Public finance	31	400,000	99	1	0	0	0
▼99 - Nonclassifiable Establishments	29	1,000,000	86	1	1	4	8
9999 - Nonclassified	29	1,000,000	86	1	1	4	8

TRADE LINES

Date of Experience ▾	Payment Status	Selling Terms	High Credit (US\$)	Now Owes (US\$)	Past Due (US\$)	Months Since Last Sale
03/23	Pays Promptly	-	4,000,000	3,000,000	0	1
03/23	Pays Promptly	-	800,000	700,000	0	1
03/23	Pays Promptly	-	400,000	45,000	10,000	1
03/23	Pays Promptly	-	300,000	300,000	0	1
03/23	Pays Promptly	-	250,000	250,000	0	1
03/23	Pays Promptly	-	200,000	0	0	Between 6 and 12 Months
03/23	Pays Promptly	-	85,000	85,000	0	1
03/23	Pays Promptly	-	75,000	2,500	0	1
03/23	Pays Promptly	-	65,000	1,000	0	1
03/23	Pays Promptly	-	40,000	40,000	1,000	1
03/23	Pays Promptly	-	35,000	35,000	0	1
03/23	Pays Promptly	-	25,000	15,000	2,500	1
03/23	Pays Promptly	-	20,000	20,000	0	1
03/23	Pays Promptly	-	20,000	750	0	1
03/23	Pays Promptly	-	15,000	7,500	5,000	1
03/23	Pays Promptly	N60	15,000	15,000	0	1
03/23	Pays Promptly	-	10,000	0	0	Between 6 and 12 Months
03/23	Pays Promptly	-	7,500	7,500	0	1
03/23	Pays Promptly	-	5,000	250	0	1
03/23	Pays Promptly	N60	5,000	5,000	0	1
03/23	Pays Promptly	-	2,500	0	0	1
03/23	Pays Promptly	N30	2,500	2,500	0	1
03/23	Pays Promptly	-	2,500	2,500	0	1
03/23	Pays Promptly	-	2,500	0	0	Between 6 and 12 Months
03/23	Pays Promptly	-	2,500	0	0	Between 6 and 12 Months

Date of Experience ▾	Payment Status	Selling Terms	High Credit (US\$)	Now Owes (US\$)	Past Due (US\$)	Months Since Last Sale
03/23	Pays Promptly	-	1,000	750	0	1
03/23	Pays Promptly	-	1,000	1,000	0	1
03/23	Pays Promptly	N30	1,000	0	0	Between 6 and 12 Months
03/23	Pays Promptly	Lease Agreeemnt	1,000	1,000	0	1
03/23	Pays Promptly	-	1,000	750	0	1
03/23	Pays Promptly	-	500	0	0	1
03/23	Pays Promptly	-	500	500	0	1
03/23	Pays Promptly	-	250	0	0	Between 6 and 12 Months
03/23	Pays Promptly	-	250	0	0	Between 6 and 12 Months
03/23	Pays Promptly	Lease Agreeemnt	250	250	0	1
03/23	Pays Promptly	-	250	0	0	Between 6 and 12 Months
03/23	Pays Promptly	N30	100	0	0	Between 6 and 12 Months
03/23	Pays Promptly	-	50	50	0	1
03/23	Pays Promptly	-	50	50	0	-
03/23	Pays Prompt to Slow 30+	-	500,000	500,000	250,000	1
03/23	Pays Prompt to Slow 30+	-	200,000	55,000	0	1
03/23	Pays Prompt to Slow 30+	N60	200,000	35,000	0	1
03/23	Pays Prompt to Slow 30+	-	75,000	25,000	15,000	1
03/23	Pays Prompt to Slow 30+	-	50,000	15,000	0	1
03/23	Pays Prompt to Slow 30+	-	35,000	35,000	10,000	1
03/23	Pays Prompt to Slow 30+	-	35,000	250	250	1
03/23	Pays Prompt to Slow 30+	-	10,000	0	0	Between 4 and 5 Months
03/23	Pays Prompt to Slow 30+	N30	5,000	0	0	Between 6 and 12 Months
03/23	Pays Prompt to Slow 30+	-	50	50	50	Between 2 and 3 Months
03/23	Pays Prompt to Slow 45+	-	7,500	500	250	1
03/23	Pays Prompt to Slow 45+	-	250	0	0	Between 4 and 5 Months
03/23	Pays Prompt to Slow 60+	-	200,000	100,000	60,000	1
03/23	Pays Prompt to Slow 60+	-	2,500	2,500	250	1
03/23	Pays Prompt to Slow 90+	-	30,000	0	0	Between 2 and 3 Months
03/23	Pays Prompt to Slow 90+	-	20,000	20,000	10,000	1
03/23	Pays Prompt to Slow 90+	-	7,500	0	0	Between 6 and 12 Months
03/23	Pays Prompt to Slow 90+	-	100,000	100,000	45,000	1
03/23	Pays Prompt to Slow 120+	-	85,000	80,000	55,000	1
03/23	Pays Prompt to Slow 120+	-	15,000	0	0	Between 6 and 12 Months
03/23	Pays Prompt to Slow 120+	-	2,500	2,500	0	1

Date of Experience ▾	Payment Status	Selling Terms	High Credit (US\$)	Now Owes (US\$)	Past Due (US\$)	Months Since Last Sale
03/23	Pays Prompt to Slow 120+	-	2,500	2,500	1,000	1
03/23	Pays Prompt to Slow 120+	-	1,000	0	0	Between 6 and 12 Months
03/23	Pays Slow	-	7,500	0	0	1
03/23	Pays Slow 15+	N15	45,000	0	0	1
03/23	Pays Slow 30+	-	10,000	0	0	Between 6 and 12 Months
03/23	Pays Slow 60+	-	100,000	0	0	Between 6 and 12 Months
03/23	Pays Slow 30-60+	N30	2,500	0	0	Between 6 and 12 Months
03/23	Pays Slow 60+	-	2,500	2,500	0	-
03/23	Pays Slow 60+	N30	500	500	500	Between 2 and 3 Months
03/23	Pays Slow 30-80+	-	75,000	2,500	2,500	1
03/23	Pays Slow 15-80+	-	2,500	0	0	Between 6 and 12 Months
03/23	Pays Slow 30-90+	-	1,000	250	250	Between 4 and 5 Months
03/23	Pays Slow 30-90+	-	1,000	1,000	1,000	1
03/23	Pays Slow 100+	-	10,000	7,500	7,500	1
03/23	Pays Slow 30-120+	-	7,500	7,500	5,000	1
03/23	Pays Slow 120+	-	5,000	5,000	5,000	Between 6 and 12 Months
03/23	Pays Slow 60-150+	-	100,000	95,000	95,000	Between 2 and 3 Months
03/23	Pays Slow 150+	-	1,000	1,000	1,000	-
03/23	Pays Slow 60-180+	-	25,000	2,500	0	1
03/23	-	Sales COD	0	0	0	1

OTHER PAYMENT CATEGORIES		
Other Payment Categories	Experience	Total Amount
Cash experiences	100	US\$ 24,550
Payment record unknown	17	US\$ 65,350
Unfavorable comments	3	US\$ 4,250
Placed for collections	5	US\$ 0
Total in D&B's file	868	US\$ 74,842,600

Accounts are sometimes placed for collection even though the existence or amount of the debt is disputed. Payment experiences reflect how bills are met in relation to the terms granted. In some instances payment beyond terms can be the result of disputes over merchandise, skipped invoices etc. Each experience shown represents a separate account reported by a supplier. Updated trade experiences replace those previously reported.

Legal Events

The following Public Filing data is for information purposes only and is not the official record. Certified copies can only be obtained from the official source.

Bankruptcies	Judgements	Liens	Suits	UCCs
No	0	0	18	178
	Latest Filing: -	Latest Filing: -	Latest Filing: 02-26-2021	Latest Filing: 11-16-2022

EVENTS

Suit

Filing Date	02-26-2021
Filing Number	202100001682
Status	Pending
Date Status Attained	02-26-2021
Received Date	03-05-2021
Plaintiffs	EASTERN, AREA SPECIAL
Defendant	SIEMENS INDUSTRY INC., BRIDGEVILLE, PA
Defendant	AND OTHERS
Court	ALLEGHENY COUNTY PROTHONOTARY, PITTSBURGH, PA

Suit

Filing Date	07-29-2019
Filing Number	2019SC 40732
Status	Pending
Date Status Attained	07-29-2019
Received Date	08-12-2019
Plaintiffs	LANFRANCO PESCANTE
Defendant	SIEMENS BUILDING TECHNOLOGIES, TAMPA, FL
Court	HILLSBOROUGH COUNTY SUMMARY COURT, TAMPA, FL

Suit

Filing Date	07-18-2019
Filing Number	A1903413
Status	Pending
Date Status Attained	07-18-2019
Received Date	08-08-2019
Plaintiffs	WEAR, CHASSITY L.
Defendant	SIEMENS INDUSTRY INC, CINCINNATI, OH
Court	HAMILTON COUNTY COMMON PLEAS COURT, CINCINNATI, OH

Suit

Filing Date	05-31-2019
Filing Number	2019CA 05698
Status	Pending
Date Status Attained	05-31-2019
Received Date	06-30-2019

Plaintiffs	JUDY BROWDER
Defendant	SIEMENS INDUSTRY INC, ALPHARETTA, GA
Defendant	AND OTHERS
Court	HILLSBOROUGH COUNTY CIRCUIT COURT, TAMPA, FL
Suit	
Filing Date	04-11-2019
Filing Number	2019-011075-CA-01
Status	Judgment entered
Date Status Attained	11-04-2020
Received Date	11-05-2020
Plaintiffs	OCEAN BANK
Defendant	SIEMENS INDUSTRY, INC., ALPHARETTA, GA
Defendant	AND OTHERS
Court	DADE COUNTY CIRCUIT COURT, MIAMI, FL
Suit	
Filing Date	11-16-2018
Filing Number	2018CA7892
Status	Pending
Date Status Attained	11-16-2018
Received Date	11-28-2018
Plaintiffs	ROSECRANS 2004, LLC
Defendant	SIEMENS INDUSTRY, INC.
Court	DUVAL COUNTY/CIRCUIT COURT, JACKSONVILLE, FL
Suit	
Filing Date	01-08-2018
Filing Number	502018CA000208XXXXMB
Status	Pending
Date Status Attained	01-08-2018
Received Date	01-17-2018
Plaintiffs	TERESI, PAUL
Defendant	SIEMENS INDUSTRY INC,
Defendant	AND OTHERS
Court	PALM BEACH COUNTY CIRCUIT COURT, WEST PALM BEACH, FL
Suit	
Filing Date	09-14-2017

Filing Number	2017CA 08578
Status	Pending
Date Status Attained	09-14-2017
Received Date	10-05-2017
Plaintiffs	DAVID ADEEB
Defendant	SIEMENS INDUSTRY INC, NORCROSS, GA
Court	HILLSBOROUGH COUNTY CIRCUIT COURT, TAMPA, FL
Suit	
Filing Date	07-31-2017
Filing Number	17 CVS 1475
Status	Pending
Date Status Attained	07-31-2017
Received Date	08-22-2017
Amount	US\$ 42,369
Plaintiffs	KEMCO OF BURLINGTON INC.
Defendant	SIEMENS INDUSTRY INC., MORRISVILLE, NC
Court	ALAMANCE COUNTY CLERK OF SUPERIOR COURT, GRAHAM, NC
Suit	
Filing Date	05-22-2017
Filing Number	A1702774
Status	Pending
Date Status Attained	05-22-2017
Received Date	06-08-2017
Plaintiffs	PIKE JOHN R
Defendant	SIEMENS INDUSTRY INC., ALPHARETTA, GA
Court	HAMILTON COUNTY COMMON PLEAS COURT, CINCINNATI, OH
UCC Filing - Original	
Filing Date	12-01-2021
Filing Number	2021 9718926
Received Date	01-14-2022
Collateral	Account(s) and proceeds - General intangibles(s) and proceeds - Chattel paper and proceeds - Contract rights and proceeds
Secured Party	MUFG UNION BANK, N.A., NEW YORK, NY
Debtors	SIEMENS INDUSTRY, INC.
Filing Office	SECRETARY OF STATE/UCC DIVISION, DOVER, DE
UCC Filing - Assignment	

Filing Date	03-09-2021
Filing Number	2021 1871541
Received Date	06-11-2021
Collateral	Inventory and proceeds - Account(s) and proceeds - Chattel paper and proceeds - General intangibles(s) and proceeds - Equipment and proceeds
Original Filing Date	12-04-2020
Original Filing Number	2020 8516405
Secured Party	CHG-MERIDIAN USA CORP., WOODLAND HILLS, CA
Secured Party	SUMITOMO MITSUI FINANCE AND LEASING COMPANY, LIMITED, NEW YORK BRANCH, NEW YORK, NY
Debtors	SIEMENS INDUSTRY, INC.
Filing Office	SECRETARY OF STATE/UCC DIVISION, DOVER, DE
UCC Filing - Amendment	
Filing Date	12-29-2020
Filing Number	2020 9248222
Received Date	05-13-2021
Collateral	Leased Assets and proceeds - Leased Computer equipment and proceeds - Leased Equipment and proceeds
Original Filing Date	12-04-2020
Original Filing Number	2020 8516405
Secured Party	CHG-MERIDIAN USA CORP., WOODLAND HILLS, CA
Debtors	SIEMENS INDUSTRY, INC.
Filing Office	SECRETARY OF STATE/UCC DIVISION, DOVER, DE
UCC Filing - Original	
Filing Date	12-04-2020
Filing Number	2020 8516405
Received Date	05-04-2021
Collateral	Leased Inventory and proceeds
Secured Party	CHG-MERIDIAN USA CORP., WOODLAND HILLS, CA
Debtors	SIEMENS INDUSTRY, INC.
Filing Office	SECRETARY OF STATE/UCC DIVISION, DOVER, DE
UCC Filing	
Filing Date	03-17-2020
Filing Number	2077684056
Received Date	03-18-2020
Original Filing Date	03-11-2020
Original Filing Number	207767589394

Secured Party	HATHAWAY DINWIDDIE CONSTRUCTION COMPANY, LOS ANGELES, CA
Debtors	SIEMENS INDUSTRY, INC.
Filing Office	SECRETARY OF STATE/UCC DIVISION, SACRAMENTO, CA

UCC Filing - Original

Filing Date	03-11-2020
Filing Number	207767589394
Received Date	03-20-2020
Collateral	Accounts receivable and proceeds - Inventory and proceeds - Account(s) and proceeds - Chattel paper and proceeds - and OTHERS
Secured Party	HATHAWAY DINWIDDLE CONSTRUCTION COMPANY, LOS ANGELES, CA
Debtors	SIEMENS INDUSTRY, INC.
Filing Office	SECRETARY OF STATE/UCC DIVISION, SACRAMENTO, CA

UCC Filing - Original

Filing Date	11-15-2016
Filing Number	2016 7073974
Received Date	01-06-2017
Collateral	Negotiable instruments including proceeds and products - Inventory including proceeds and products - Account(s) including proceeds and products - General intangibles(s) including proceeds and products - and OTHERS
Secured Party	SIEMENS CREDIT WAREHOUSE, INC., ISELIN, NJ
Debtors	SIEMEMS INDUSTRY, INC.
Filing Office	SECRETARY OF STATE/UCC DIVISION, DOVER, DE

UCC Filing - Original

Filing Date	07-12-2016
Filing Number	90888310
Received Date	07-22-2016
Collateral	Inventory and proceeds
Secured Party	FRONIUS USA, LLC, PORTAGE, IN
Debtors	SIEMENS CORP, PORTLAND, OR
Filing Office	SECRETARY OF STATE/UCC DIVISION, SALEM, OR

UCC Filing - Continuation

Filing Date	12-07-2015
Filing Number	20155839906
Received Date	02-23-2016
Original Filing Date	03-25-2011
Original Filing Number	2011 1121147
Secured Party	SIEMENS FINANCIAL SERVICES - OPERATIONS, ISELIN, NJ

Debtors	SIEMENS INDUSTRY, INC.
Filing Office	SECRETARY OF STATE/UCC DIVISION, DOVER, DE
UCC Filing - Original	
Filing Date	12-04-2015
Filing Number	2015 5808026
Received Date	02-05-2016
Collateral	Account(s) and proceeds - Equipment and proceeds
Secured Party	KUKA ROBOTICS CORPORATION, SHELBY TOWNSHIP, MI
Debtors	SIEMENS INDUSTRY INC., ELK GROVE VILLAGE, IL
Filing Office	SECRETARY OF STATE/UCC DIVISION, DOVER, DE
UCC Filing - Original	
Filing Date	09-11-2012
Filing Number	2012 3508894
Received Date	10-04-2012
Collateral	Accounts receivable and proceeds - General intangibles(s) and proceeds - Equipment and proceeds
Secured Party	CANON FINANCIAL SERVICES, MT LAUREL, NJ
Debtors	SIEMENS INDUSTRY INC, PLYMOUTH, MI
Filing Office	SECRETARY OF STATE/UCC DIVISION, DOVER, DE
UCC Filing - Original	
Filing Date	01-06-2012
Filing Number	2012 0073652
Received Date	01-27-2012
Collateral	Negotiable instruments including proceeds and products - Inventory including proceeds and products - Account(s) including proceeds and products - General intangibles(s) including proceeds and products - and OTHERS
Secured Party	SIEMENS CREDIT WAREHOUSE, INC., ISELIN, NJ
Debtors	SIEMENS INDUSTRY, INC.
Filing Office	SECRETARY OF STATE/UCC DIVISION, DOVER, DE
UCC Filing - Original	
Filing Date	03-25-2011
Filing Number	2011 1121147
Received Date	04-20-2011
Collateral	Negotiable instruments including proceeds and products - Inventory including proceeds and products - Accounts receivable including proceeds and products - Account(s) including proceeds and products - and OTHERS
Secured Party	SIEMENS FINANCIAL SERVICES, INC., ISELIN, NJ
Debtors	SIEMENS INDUSTRY, INC.

Filing Office	SECRETARY OF STATE/UCC DIVISION, DOVER, DE
UCC Filing - Original	
Filing Date	04-22-2010
Filing Number	2010 1398233
Received Date	05-19-2010
Collateral	All Accounts receivable and proceeds - All General intangibles(s) and proceeds - All Equipment and proceeds
Secured Party	CANON FINANCIAL SERVICES, MT LAUREL, NJ
Debtors	SIEMENS INDUSTRY INC, TALLAHASSEE, FL
Filing Office	SECRETARY OF STATE/UCC DIVISION, DOVER, DE

The public record items contained in this report may have been paid, terminated, vacated or released prior to the date this report was printed. This information may not be reproduced in whole or in part by any means of reproduction.

There may be additional UCC Filings in D&Bs file on this company available by contacting 1-800-234-3867.

There may be additional suits, liens, or judgments in D&B's file on this company available in the U.S. Public Records Database, also covered under your contract. If you would like more information on this database, please contact the Customer Resource Center at 1-800-234-3867.

If it is indicated that there are defendants other than the report subject, the lawsuit may be an action to clear title to property and does not necessarily imply a claim for money against the subject.

Special Events

There are no Special Events recorded for this business.

Financials - D&B

A detailed financial statement is not available from this company for publication.

A detailed financial statement is not available from this company for publication.

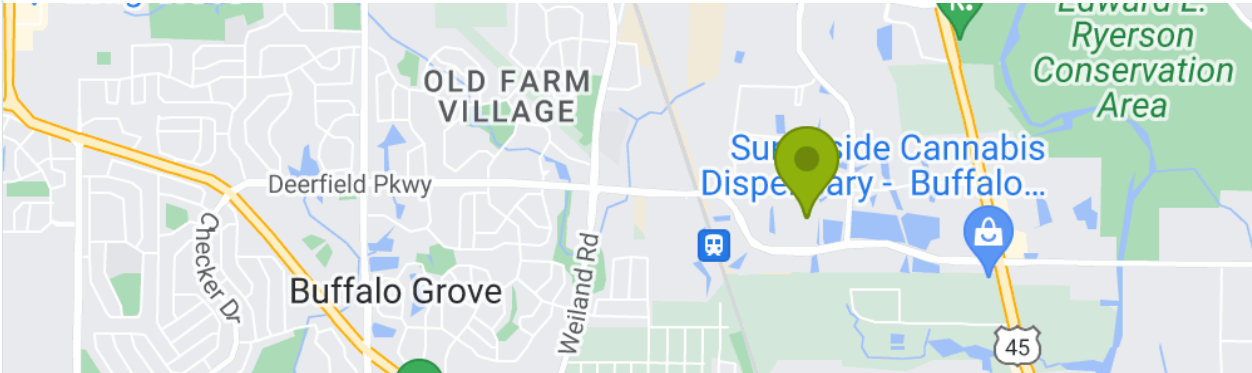

D&B currently has no financial information on file for this company

D&B currently has no financial information on file for this company.

D&B currently has no financial information on file for this company

D&B currently has no financial information on file for this company

Company Profile

COMPANY OVERVIEW		
D-U-N-S 01-094-4650	Mailing Address UNITED STATES	Employees 13,122 (1,200 here)
Legal Form Corporation (US)	Telephone +1 847 215 1000	Age (Year Started) 51 Years (1972)
History Record Clear	Present Control Succeeded 1988	Named Principal David Hopping , PRES
Business Commenced On 1972	SIC 3625	Line of Business Mfg relays/industrial controls
Ownership Not publicly traded	NAICS 335314	
<div><div></div><div><div>Street Address:</div><div>1000 Deerfield Pkwy, Buffalo Grove, IL, 60089, United States Of America</div><div></div></div></div>		
BUSINESS REGISTRATION		
No business registration attached to this DUNS		
PRINCIPALS		
<div><div>Officers</div><div>DAVID HOPPING, PRES</div><div>Directors</div><div>THE OFFICER(S) and Rolf Renz, George Nolan, Heribert Stumpf, Garry Wagner, Heinrich Hiesinger, Daryl Dulaney, Johannes Milde,.</div></div>		
COMPANY EVENTS		
<div><div>The following information was reported on: 04-03-2023</div><div><p>The Delaware Secretary of State's business registrations file showed that Siemens Industry, Inc. was registered as a Corporation on November 28, 1972, under file registration number 786939.</p><p>The name was changed from Siemens Building Technologies, Inc. to Siemens Industry, Inc. by charter amendment on September 23, 2009.</p><p>Business started Nov 1972. Present control succeeded Jan 1, 1988. 100% of capital stock is owned by the parent company.</p><p>RECENT EVENTS:.</p><p>On March 19, 2021, sources stated that Siemens Industry, Inc., Buffalo Grove, IL, a subsidiary of Siemens Aktiengesellschaft, Erlangen, Germany, has completed the acquisition of Building Robotics Inc. d/b/a Comfy, Oakland, CA, in June 2018. With the acquisition, Building Robotics Inc. will now operate as a wholly-owned subsidiary of Siemens Industry, Inc.. Employees and management were retained. Terms of the deal were not disclosed. Further details are unavailable.</p><p>On May 22, 2019, Angela Kasmer, manager, stated that Electrocon International, Inc., Ann Arbor, MI, has merged with and into Siemens Industry, Inc., Buffalo Grove, IL, on January 1, 2019. With the merger, Electrocon International, Inc. ceased to exist as a legal entity and its location now operates as a branch of Siemens Industry, Inc.. Employees and management were retained. Terms of the transaction were not disclosed. Further details are unavailable.</p><p>On April 5, 2017, sources stated that Siemens Industry, Inc., Buffalo Grove, IL, has acquired Mentor Graphics Corporation, Wilsonville, OR, on March 30, 2017. With the acquisition, Mentor Graphics Corporation will now operate as a wholly-owned subsidiary of Siemens Industry, Inc. Employees and management were retained. Terms of the transaction were not disclosed. Further details are unavailable.</p></div></div>		

On October 3, 2014, sources stated that Siemens Industry, Inc., Buffalo Grove, IL, has completed the transfer of its Metals Technologies business to Siemens VAI Metals Technologies LLC, Worcester, MA, on October 1, 2014. Siemens VAI Metals Technologies LLC will later be transferred to the joint venture entity formed by the cooperation between Siemens AG, Munich, Germany and Mitsubishi Heavy Industries, Ltd., Tokyo, Japan in the field of the metallurgical industry. Mitsubishi Heavy Industries, Ltd. will hold 51-percent and Siemens AG a 49-percent stake in the joint venture. Subject to approval of the relevant authorities, the joint venture will.

Start operations in January 2015. Further details are unavailable.

On May 9, 2014, Kim Patrick, Accounting Manager, stated that the assets of Service Guide, Inc. were acquired by Siemens Industry, Inc. in July 2013 and Service Guide, Inc. discontinued its operations. Terms were undisclosed. Further details were undetermined.

Sources stated that Siemens Industry Inc., Buffalo Grove, IL acquired PHW Inc. located at 664 Linden Ave East Pittsburgh, PA in May 2013 and as a result, the facility now operates as a branch of Siemens Industry Inc.. Terms of the transaction and further details are undetermined.

Sources stated that Siemens Industry Inc., Buffalo Grove, IL, has acquired Emeter Corporation, Foster City, CA, on December 5, 2011. With the acquisition, Emeter Corporation will now operate as a subsidiary of Siemens Industry Inc. Terms of the transaction were not disclosed. Further details are unavailable.

Sources stated that Siemens Industry Inc., Buffalo Grove, IL, has signed and closed a purchase agreement to acquire 100 percent of the shares of FCE LLC, Huntingdon Valley, PA, on April 25, 2012. FCE LLC will now operate as a wholly-owned subsidiary of Siemens Industry Inc. Terms of the deal were not disclosed. Further details are unavailable.

Sources stated that Siemens Industry, Inc., Buffalo Grove, IL, has completed the acquisition of Pace Global Energy Services LLC, Fairfax, VA, on January 9, 2012. With this acquisition, Pace Global Energy Services LLC will now operate as a subsidiary of Siemens Industry, Inc. Terms of sales were undisclosed. Further details are not available.

DAVID HOPPING. Antecedents are unknown.

Business address has been changed from 10 Technology Dr, Lowell MA to 1000 Deerfield Pkwy, Buffalo Grove IL.

Business name has changed from Siemens Building Technologies, Inc. to Siemens Industry Inc..

On May 4, 2017, an investigation revealed that Siemens Industry, Inc, may have been the victim of identity theft.

A US based company provided information that they had received an order request under the name of Siemens Industry, Inc for computer electronics. It was indicated that the applicant identified themselves as Michael Panigel and the requests came in from an email address of Mike.Panigel@siemens.com.

D&B was advised the customer contacted Siemens Industry, Inc and confirmed the order requests were not authorized and were not sent from Mike Panigel.

In an analysis of the order requests on May 4, 2017, D&B confirmed the order requests were sent in from john.marchiando@eatoncorps.com with a reply to mike.panigel@siemens-corp.com. On May 4, 2017, there was no website associated with the domain names of (eatoncorps.com) and (siemens-corp.com) and outside sources confirmed the domains were created on March 8, 2017 and April 10, 2017, respectively.

Any use of the name Siemens Industry, Inc in association with the domain names (eatoncorps.com) and (siemens-corp.com) may have been done without the company's knowledge or permission. Vendors should contact the business for verification purposes prior to extending credit.

BUSINESS ACTIVITIES AND EMPLOYEES

The following information was reported on: 04-03-2023

Business Information

Trade Names	(FOREIGN PARENT IS SIEMENS AKTIENGESELLSCHAFT, ERLANGEN, GERMANY.); SIEMENS MOBILITY
Description	<p>Foreign Parent is Siemens Aktiengesellschaft, Erlangen, Germany. As noted, this company is a subsidiary of Siemens Aktiengesellschaft, DUNS number 31-606-7164, and reference is made to that report for background information on the parent and its management.</p> <p>Manufactures relays or industrial controls. Wholesales electrical apparatus and equipment, specializing in alarms and signaling equipment. Manufactures communications equipment, specializing in emergency alarms. Contractor of electrical work, specializing in safety or security systems. Provides security systems services. Manufactures environmental controls, specializing in air conditioning or refrigeration controls and thermostats or other environmental sensors.</p> <p>Has 30000 account(s). Terms are Net 30 days (domestic) and letter of credit (foreign). Sells to manufacturers in diverse industries. Territory : International.</p>
Employees	13,122 which includes officer(s). 1,200 employed here.
Financing Status	Secured
Seasonality	Nonseasonal.
Facilities	Occupies premises in a building.
Location	Industrial section on side street.

Related Concerns

SIC/NAICS Information

Industry Code	Description	Percentage of Business
3625	Mfg relays/industrial controls	-
36250000	Relays and industrial controls	-
50630500	Electric alarms and signaling equipment	-
36690100	Emergency alarms	-
17310400	Safety and security specialization	-
73820000	Security systems services	-
38220100	Air conditioning and refrigeration controls	-
38220300	Thermostats and other environmental sensors	-
NAICS Codes	NAICS Description	
335314	Relay and Industrial Control Manufacturing	
423610	Electrical Apparatus and Equipment, Wiring Supplies, and Related Equipment Merchant Wholesalers	
334290	Other Communications Equipment Manufacturing	
238210	Electrical Contractors and Other Wiring Installation Contractors	
561621	Security Systems Services (except Locksmiths)	
334512	Automatic Environmental Control Manufacturing for Residential, Commercial, and Appliance Use	
334512	Automatic Environmental Control Manufacturing for Residential, Commercial, and Appliance Use	

GOVERNMENT ACTIVITY		
Activity Summary		
Borrower(Dir/Guar)	No	
Administrative Debt	No	
Contractor	Yes	
Grantee	No	
Party excluded from federal program(s)	No	

Your Information

Record additional information about this company to supplement the D&B information.

Note: Information entered in this section will not be added to D&B's central repository and will be kept private under your user ID. Only you will be able to view the information.

In Folders: [View](#)

Account Number

Endorsement/Billing Reference * Sales Representatives
misty.howard@siemens.com

Credit Limit
0

Total Outstanding
0

Siemens Industry, Inc. Original AGG Case Number 15-0802-EL-AGG
Exhibit C-3 Forecasted Financial Statements

Year	Estimated CRNGS Revenue	Estimated CRNGS Costs	Estimated CRNGS Net Operating Profit /(loss) BEFORE TAX CONSIDERATIONS
2023	\$ 42,968	\$ 36,522	\$ 6,446
2024	\$ 64,451	\$ 54,783	\$ 9,668

Assumptions:

- Assumes that a small portion of our current OH customer's electric volumes under management will have a preference to be under a broker management model for administrative ease once the registration process is in place.
- Across our supply management services the operating target margin is 15% and this covers the costs associated with a) Execution & Operational Fulfillment Costs b) Administrative/Marketing Costs c) Corporate Overhead
- These projections do not take into account any tax considerations at the state or federal level

Preparer:

Justin Barstow
220 Stoneridge Drive
Columbia, SC 29210
justin.barstow@siemens.com
803-445-3216

Siemens Industry, Inc. Original AGG Case Number 15-0802-EL-AGG
Exhibit C-8 Corporate Structure

Siemens Industry, Inc. is 100% owned by Siemens Corporation.
Siemens Corporation is 100 % owned by Siemens USA Holdings, Inc.
Siemens USA Holdings, Inc. is 100% owned by Siemens Beteiligungen USA GmbH.
Siemens Beteiligungen USA GmbH is 100 % owned by Siemens Beteiligungen Inland GmbH.
Siemens Beteiligungen Inland GmbH is 100 % owned by Siemens Aktiengesellschaft.
Siemens Aktiengesellschaft is the Ultimate Parent.

Applicant does not have affiliate or subsidiary companies that supply retail or wholesale electricity or natural gas to customers and companies that aggregate customers in North America.

Siemens Industry, Inc. Original AGG Case Number 15-0802-EL-AGG
Exhibit D-2 Operations Expertise and Key Technical Personnel

Professional backgrounds of the following SII personnel, demonstrating significant experience providing the proposed services, are provided herewith:

JUSTIN BARSTOW

Title: Director of Operations
Email: justin.barstow@siemens.com
Phone: 803-343-3461

Justin Barstow serves as a Director in Siemens Smart Infrastructure platform. He is responsible for fulfillment of all Energy Supply Services contract and oversees all day-to-day activity at the Energy Supply Services operations center in Columbia, SC. Prior to his current role, Mr. Barstow led the Strategic Account Management team. The services performed by Mr. Barstow include strategy development, energy acquisition, portfolio optimization, risk management, energy accounting, contract administration, regulatory monitoring, and management reporting. With his experience in performing complex and challenging energy savings projects and his broad managerial experience in operating in emerging deregulated markets, Mr. Barstow has provided a high level of service to a variety of clients. He has demonstrated insight in the development of comprehensive integrated service packages for industrial, commercial, institutional, and governmental clients and has created unique solutions to accommodate specific needs and constraints in a variety of circumstances. Mr. Barstow has also served as a Manager in the Energy Management Services Division where he led his department in the analysis and validation of invoices for over 30 clients totaling over 20,000 utility accounts. Mr. Barstow holds an M.B.A. and two B.S. degrees from the University of South Carolina.

JOSEPH LYNE

Title: Sr. Manager, Procurement Services
Email: joseph.lyne_jr@siemens.com
Phone: 803-414-7029

Joseph Lyne is the Director of Energy Procurement Services at Siemens. In this role Joe supports strategic deal structuring, monitors market changes, and manages client contracts and risk management programs. Before working as a Director with Siemens, Joe held executive positions at Delta Energy Services, AGL Resources, and Compass Energy. During that time Mr. Lyne managed millions of dollars in energy purchasing for hundreds of locations, identified, and implemented improvements to risk management programs and data platforms, developed energy budgets, negotiated contracts and rates, and managed customer relationships. Mr. Lyne holds a B.S. degree from Virginia Commonwealth University.

SUSAN CRAKER – Contract Manager, Procurement Services

Title: Contract Manager, Procurement Services
Email: susan.craker@siemens.com
Phone: 703-853-7682

Ms. Craker brings over thirty-five years of transactional and market operational experience, with 15 years concurrent experience in risk management, hedging and regulatory matters. Ms. Craker's primary responsibility is to ensure that Siemens is providing increasing stakeholder value through its contract

management of counterparty agreements from negotiation to execution and administration. Ms. Craker has developed comprehensive fuel strategies for industrial and commercial clients and worked with clients to develop fuel strategies and contract structures to leverage market and supplier opportunities. Additionally, Ms. Craker has managed client energy transactions, operations, analysis, budgeting, and the procurement of electricity, natural gas, fuel oil, coal, and propane supply contracts for client facilities all over the globe.

Competitive Retail Electric Service Affidavit

County of Richland :

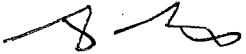
State of South Carolina

Justin Barstow Affiant, being duly sworn/affirmed, hereby states that:


1. The information provided within the certification or certification renewal application and supporting information is complete, true, and accurate to the best knowledge of affiant, and that it will amend its application while it is pending if any substantial changes occur regarding the information provided.
2. The applicant will timely file an annual report of its intrastate gross receipts, gross earnings, and sales of kilowatt-hours of electricity pursuant to Sections 4905.10(A), 4911.18(A), and 4928.06(F), Ohio Revised Code.
3. The applicant will timely pay any assessment made pursuant to Sections 4905.10, 4911.18, and 4928.06(F), Ohio Revised Code.
4. The applicant will comply with all applicable rules and orders adopted by the Public Utilities Commission of Ohio pursuant to Title 49, Ohio Revised Code.
5. The applicant will cooperate fully with the Public Utilities Commission of Ohio, and its Staff on any utility matter including the investigation of any consumer complaint regarding any service offered or provided by the applicant.
6. The applicant will fully comply with Section 4928.09, Ohio Revised Code regarding consent to the jurisdiction of Ohio Courts and the service of process.
7. The applicant will comply with all state and/or federal rules and regulations concerning consumer protection, the environment, and advertising/promotions.
8. The applicant will use its best efforts to verify that any entity with whom it has a contractual relationship to purchase power is in compliance with all applicable licensing requirements of the Federal Energy Regulatory Commission and the Public Utilities Commission of Ohio.
9. The applicant will cooperate fully with the Public Utilities Commission of Ohio, the electric distribution companies, the regional transmission entities, and other electric suppliers in the event of an emergency condition that may jeopardize the safety and reliability of the electric service in accordance with the emergency plans and other procedures as may be determined appropriate by the Commission.
10. If applicable to the service(s) the applicant will provide, it will adhere to the reliability standards of (1) the North American Electric Reliability Council (NERC), (2) the appropriate regional reliability council(s), and (3) the Public Utilities Commission of Ohio.
11. The Applicant will inform the Public Utilities Commission of Ohio of any material change to the information supplied in the application within 30 days of such material change, including any change in contact person for regulatory purposes or contact person for Staff use in investigating consumer complaints.

12. The facts set forth above are true and accurate to the best of his/her knowledge, information, and belief and that he/she expects said applicant to be able to prove the same at any hearing hereof.

13. Affiant further sayeth naught.


 Director
Signature of Affiant & Title

Sworn and subscribed before me this 18th day of April, 2023
Month Year


Signature of official administering oath

Denise J. McCoy, Notary
Print Name and Title

My commission expires on 6/23/27



**This foregoing document was electronically filed with the Public Utilities
Commission of Ohio Docketing Information System on**

4/19/2023 3:35:45 PM

in

Case No(s). 15-0802-EL-AGG

Summary: In the Matter of the Application of Siemens Industry, Inc