

**Smart Columbus Energy LLC  
Case No. 20-920-EL-AGG**

**Exhibit C-5  
“Credit Report”**

Smart Columbus Energy LLC dunn & bradstreet report is attached.

# Columbus Partnership, The

DUNS: 02-256-0491

## Quick View Report

### Company Information

150 S Front St Ste 200  
Columbus, OH 43215

This is a **single location** location.

**Telephone** (614) 225-0500

**Chief Executive:** DIRECTOR(S): THE OFFICER(S)

**Stock Symbol:** NA

**Year Started** 2001

**Employees** 14

#### Financial Statement

**Date:** 12/31/2019

**Sales** \$4,605,006

**Net Worth** \$2,053,320.00

**History:** NA

**Financial Condition:** profitable

**Financing:** NA

**SIC:** 8641

**Line of Business:** Civic/social association

### Corporate Family:

This business is a single location of the corporate family.

## Scores

### PAYDEX®

**65**



19 days beyond terms



Based on up to 24 months of trade.

#### D&B PAYDEX® Key



High risk of late payment  
(average 30 to 120 days beyond terms)



Medium risk of late payment  
(average 30 days or less beyond terms)



Low risk of late payment  
(average prompt to 30+ days sooner)

### Credit Limit Recommendation

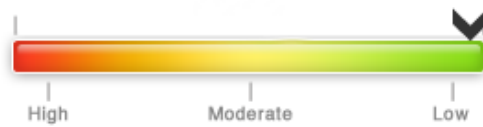
Risk Category  
**Low**

Conservative Credit Limit

**\$5k**

Aggressive Credit Limit

**\$15k**



## D&B Rating ®

Rating  
**ER6**

Number of employees: **ER6** represents 10 to 19 employees

The credit rating was assigned based on D&B's assessment of the company's financial ratios and its cash flow. For more information, see the D&B Rating Key.

Below is an overview of the company's rating history since 09/15/2017

D&B Rating	Date Applied
ER6	2017-09-15

The Summary Analysis section reflects information in D&B's file as of October 14, 2022

## D&B Viability Rating

**5**

Viability Score



Compared to ALL US Businesses within the D&B Database:

- Level of Risk: **Low Risk**
- Businesses ranked 5 have a probability of becoming no longer viable: **7%**
- Percentage of businesses ranked 5: **14%**
- Across all US businesses, the average probability of becoming no longer viable: **14%**

**7**

Portfolio Comparison



Compared to ALL US Businesses within the D&B Database:

- Model Segment: **Established Trade Payments**
- Level of Risk: **High to Moderate Risk**
- Businesses ranked 7 within this model segment have a probability of becoming no longer viable: **7%**
- Percentage of businesses ranked 7 within this model segment: **14%**
- Within this model segment, the average probability of becoming no longer viable: **5%**

B

## Data Depth Indicator

G  
DescriptiveB  
↓A  
Predictive

## Data Depth Indicator:

Rich Firmographics  
Extensive Commercial Trading Activity  
Basic Financial Attributes

G

## Company Profile

Financial  
DataNot  
AvailableTrade  
PaymentsAvailable  
(3+Trade)Company  
Size

Large

Years in  
Business

Established

Compared to ALL US Businesses within the D&amp;B Database:

- Financial Data: **Not Available**
- Trade Payments: **Available: 3+Trade**
- Company Size: **Large: Employees:50+ or Sales: \$500K+**
- Years in Business: **Established: 5+**

## History &amp; Operations

## History

The following information was reported: **07/16/2021**

Officer(s):  
ALEX R FISCHER, PRES-CEO

**DIRECTOR(S):**  
THE OFFICER(S)

The Ohio Secretary of State's business registrations file showed that The Columbus Partnership was registered as a Non-Profit Corporation on November 26, 2001, under the file registration number 1273443.  
Business started 2001.

ALEX R FISCHER. 2001-present active here. Prior to joining the Columbus Partnership, Fischer was Senior Vice President for Business and Economic Development for Battelle headquartered in Columbus, Ohio, and served on the companys Executive Committee and as a corporate officer.

Business address has changed from 41 S High St Ste 1200, Columbus, OH, 43215 to 150 S Front St Ste 200, Columbus, OH, 43215.

## Operations

07/16/2021

Description:  
Operates a social associations (100%).

Revenue is generated through freewill offerings, donations and grants. Sells to general public. Territory : Local.

**Employees:** 14 which includes partners.

**Facilities:** Occupies premises in a building.

## SIC &amp; NAICS

SIC:  
Based on information in our file, D&B has assigned this company an extended 8-digit SIC. D&B's use of 8-digit SICs enables us to be more specific to a company's operations that if we use the standard 4-digit code. The 4-digit SIC numbers link to the description on the Occupational Safety & Health Administration (OSHA) Web site. Links open in a new browser window.

8641 0400 Social associations

NAICS:  
813410 Civic and Social Organizations

## Payments

### PAYDEX® ®

The D&B PAYDEX® is a unique, dollar weighted indicator of payment performance based on up to 13 payment experiences as reported to D&B by trade references.

#### 3 Month PAYDEX®

62 ▲

When weighted by dollar amount, payments to suppliers average 21 days beyond terms.

Based on payments collected over the last 3 months

#### 24 Month PAYDEX®

65 ▲

When weighted by dollar amount, payments to suppliers average 19 days beyond terms.

Based on payments collected over the last 24 months

When dollar amounts are not considered, then approximately 74 of the company's payments are within terms.

- High risk of late payment (average 30 to 120 days beyond terms)
- Medium risk of late payment (average 30 days or less beyond terms)
- Low risk of late payment (average prompt to 30+ days sooner)

### Payments Summary

Total (Last 24 Months): 13

	Total Received	Total Dollar Amount	Largest High Credit Payment summary	Within Terms	31	Days Slow		
						30-80	81-90	90
<b>Top Industries</b>								
Public finance	2	\$7,500.00	\$5,000.00	100%	0	0	0	0
Newspaper-print/publ	1	\$40,000.00	\$40,000.00	50%	0	50	0	0
Radiotelephone commun	1	\$5,000.00	\$5,000.00	100%	0	0	0	0
Whol office supplies	1	\$1,000.00	\$1,000.00	50%	50	0	0	0
Nonclassified	1	\$1,000.00	\$1,000.00	100%	0	0	0	0
Telephone communictns	1	\$500.00	\$500.00	100%	0	0	0	0
Television station	1	\$500.00	\$500.00	0%	50	50	0	0
<b>Other Categories</b>								
Cash experiences	5	\$500	\$250	--	--	--	--	--
Unknown	0	\$0	\$0	--	--	--	--	--
Unfavorable comments	0	\$0	\$0	--	--	--	--	--
Placed for collections with D&B:	0	\$0	\$0	--	--	--	--	--
Other	0	N/A	\$0	--	--	--	--	--
Total in D&B's file	13	\$56,000	\$40,000	--	--	--	--	--

The highest Now Owes on file is \$25,000


The highest Past Due on file is \$500

There are 13 payment experience(s) in D&Bs file for the most recent 24 months, with 4 experience(s) reported during the last three month period.

Payments Details

Total (Last 24 Months): 13

Date	Paying Record	High Credit	Now Owes	Past Due	Selling Terms	Last sale w/f (Mo. )
09/2022	Ppt-Slow 60	\$40,000	\$25,000	\$0	N30	1 mo
09/2022	Slow 30-60	\$500	\$500	\$500	--	1 mo
08/2022	Ppt	\$5,000	\$2,500	\$0	--	1 mo
08/2022	Ppt-Slow 30	\$1,000	\$750	\$0	N30	1 mo
06/2022	Ppt	\$500	\$0	\$0	--	1 mo
05/2022	(006)	\$100	--	--	Cash account	1 mo
04/2022	Ppt	\$1,000	\$0	\$0	--	6-12 mos
04/2022	(008)	\$100	\$0	\$0	Cash account	2-3 mos
04/2022	(009)	\$50	\$0	\$0	Cash account	2-3 mos
09/2021	(010)	\$250	--	--	Cash account	1 mo
07/2021	Ppt	\$5,000	--	--	--	1 mo
07/2021	Ppt	\$2,500	--	--	--	1 mo
11/2020	(013)	--	\$0	\$0	Cash account	6-12 mos

Payments Detail Key:  30 or more days beyond terms

Accounts are sometimes placed for collection even though the existence or amount of the debt is disputed.

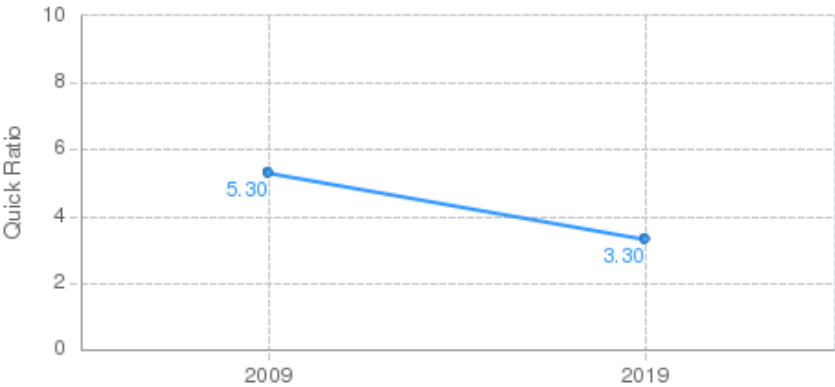
Payment experiences reflect how bills are met in relation to the terms granted. In some instances payment beyond terms can be the result of disputes over merchandise, skipped invoices etc.

Each experience shown is from a separate supplier. Updated trade experiences replace those previously reported.

Banking and Finance

Statement Update

Key Business Ratios from D&B



- [This Company](#)

Key Financial Comparisons

	2008(\$)	2009(\$)	2019(\$)
<b>This Company's Operating Results Year Over Year</b>			
NETSALES	NA	1,793,242.00	4,605,006.00
GROSSPROFIT	NA	1,793,242.00	4,605,006.00
NETPROFITAFTERTAX	NA	-424,011.00	103,481.00
DIVIDENDS/WITHDRAWALS	NA	NA	NA
WORKINGCAPITAL	NA	523,867.00	986,112.00
<b>This Company's Assets Year Over Year</b>			
CASH	NA	645,167.00	1,407,184.00
ACCOUNTSRECEIVABLE	NA	NA	29.00
NOTESRECEIVABLE	NA	NA	NA
INVENTORY	NA	NA	NA
OTHERCURRENTASSETS	NA	NA	NA
TOTALCURRENTASSETS	NA	645,167.00	1,407,213.00
FIXEDASSETS	NA	11,484.00	1,067,208.00
OTHERNON-CURRENTASSETS	NA	121,300.00	NA
TOTALASSETS	NA	777,951.00	2,474,421.00
<b>This Company's Liabilities Year Over Year</b>			
ACCOUNTSPAYABLE	NA	NA	421,101.00
BANKLOAN	NA	NA	NA
NOTESPAYABLE	NA	NA	NA
OTHERCURRENTLIABILITIES	NA	121,300.00	NA
TOTALCURRENTLIABILITIES	NA	121,300.00	421,101.00
OTHERLONGTERMLIABILITIES	NA	NA	NA
DEFERREDCREDIT	NA	100,000.00	NA
NETWORTH	NA	556,651.00	2,053,320.00
TOTALOFLIABILITIESANDNETWORTH	NA	777,951.00	2,474,421.00

Assets(\$)		Liabilities(\$)	
Cash	1407184	Accts Pay	421101
Accts Rec	29		
<b>Current Assets</b>	<b>1,407,213.00</b>	<b>Current Liabs</b>	<b>421,101.00</b>
Fixt & Equip	1067208	UNRESTRICTED NET ASSETS	1553320
		RESTRICTED NET ASSETS	500000
<b>Total Assets</b>	<b>2,474,421.00</b>	<b>Total Liabilities</b>	<b>2,474,421.00</b>
From JAN 01 2019 to DEC 31 2019 annual sales \$4,605,006; gross profit \$4,605,006; operating expenses \$4,501,525. Operating income \$103,481; net income \$103,481.			
Accountant: JOHN GERLACH & COMPANY LLP, Columbus, OH. Extent of audit, if any, not indicated.			
<b>Explanations</b>			

Key Business Ratios FISCAL 2019-12-31
--



(Industry Median is based on this number of firms: 33 )

	This Company	Industry Median	Industry Quartile
Solvency			
Quick Ratio	3.3	3.1	2
Current Ratio	3.3	5.2	3
Current Liabilities to Net Worth	20.5	5.6	1
Current Liabilities to Inventory	NA	694.9	NA
Total Current	20.5	9.1	1
Fixed Assets to Net Worth	52.0	40.5	1
Efficiency			
Collection Period	NA	4.8	NA
Inventory Turn Over	NA	121.6	NA
Sales to NWC	4.7	0.7	2
Acct Pay to Sales	NA	NA	NA
Profitability			
Return on Sales	2.2	4.8	3
Return on Assets	4.2	1.2	2
Return on NetWorth	5.0	1.3	2

Public Filings

Summary

The following data includes both open and closed filings found in D&B's database on this company.

Record Type	# of Records	Most Recent Filing Date
Bankruptcy Proceedings	0	-
Judgments	0	-
Liens	0	-
Suits	0	-
UCCs	0	-

The following Public Filing data is for information purposes only and is not the official record.  
Certified copies can only be obtained from the official source.

Judgments

We currently don't have enough data to display this section

Liens

We currently don't have enough data to display this section

Suits

We currently don't have enough data to display this section

## UCC Filings

We currently don't have enough data to display this section

## Government Activity

### Summary

**Borrower (Dir/Guar):** NO

**Administrative Debt:** NO

**Contractor:** NO

**Grantee:** NO

**Party excluded**

**from federal program(s):** NO

Possible Candidate:

**Labor Surplus Area:** N/A

**Small Business:** N/A

**8(A) Firm:** N/A

The public record items contained herein may have been paid, terminated, vacated, or released prior to today's date

The public record items contained herein may have been paid, terminated, vacated or released prior to today's date.

## Special Events

**07/16/2021**

### **ANNOUNCED CHIEF EXECUTIVE CHANGE:**

According to published reports, Columbus Partnership announced that Alex Fischer has announced plans to step down as CEO. Kenny McDonald is to succeed him Jan. 1.

**12/12/2020**

THE COLUMBUS PARTNERSHIP was reported by the SBA as a recipient of a loan for \$997,000 from The Huntington National Bank on 04/07/2020 under the Paycheck Protection Program as authorized under the CARES Act of 2020.

## Corporate Linkage

### Parent

Company Name	DUNS #	City, State
THE COLUMBUS PARTNERSHIP	02-256-0491	COLUMBUS, OHIO

**This foregoing document was electronically filed with the Public Utilities  
Commission of Ohio Docketing Information System on**

**10/17/2022 4:56:12 PM**

**in**

**Case No(s). 20-0920-EL-AGG**

Summary: Application Exhibit C-5 electronically filed by Teresa Orahood on behalf  
of Dylan F. Borchers