

THE PUBLIC UTILITIES COMMISSION OF OHIO

IN THE MATTER OF THE COMMISSION'S
IMPLEMENTATION OF SUBSTITUTE
HOUSE BILL 402 OF THE 132ND OHIO
GENERAL ASSEMBLY.

CASE NO. 19-173-TP-ORD

ENTRY

Entered in the Journal on December 15, 2021

I. SUMMARY

{¶ 1} The Commission directs that public comment be provided relative to the attached Commission Staff report regarding local telephone service issued pursuant to Substitute House Bill 402.

II. DISCUSSION

{¶ 2} The 132nd Ohio General Assembly adopted Substitute House Bill 402 (Sub. H.B. 402). The bill was effective March 20, 2019. Among other things, the bill directed the Commission Staff to produce and docket a report that includes: (a) the number of basic local exchange lines in service in the state at the time of the report; (b) the aggregate amount of line loss, as defined in R.C. 4927.123, since the effective date of Sub. H.B. 402; and (c) the change in the price of basic local exchange service (BLES) in each exchange area in this state over the three years since the effective date of Sub. H.B. 402.

{¶ 3} Consistent with the Commission's August 25, 2021 Entry, all incumbent local carriers (ILECs) were required to provide Staff with specified information regarding their BLES offerings. Based on the information received, Staff produced the attached report as required by Sub. H.B. 402 (Staff Report).

{¶ 4} Pursuant to Sub. H.B. 402, the Commission shall allow three months for public comment on the report. All public comment should be formally filed in this docket either electronically via the Commission's Docketing Information System or mailed in hard copy to Public Utilities Commission of Ohio, Docketing Division, 180 East Broad Street, 11th Floor,

Columbus, Ohio 43215-3793. The comments must include "Case No. 19-173-TP-ORD," and must be received no later than March 15, 2022.

{¶ 5} No later than a date that is exactly three months after the report is docketed, the Commission must submit a report to the standing committees in the House of Representatives and the Senate dealing with telecommunications issues, the President of the Senate, and the Speaker of the House of Representatives. Additionally, Sub. H.B. 402 permits an ILEC to apply for an exemption from the price cap requirements for BLES four years from the effective date of the legislation, exempts telephone companies from treble damages, and limits the Commission's ability to consider domestic telephone company change of control applications.

III. ORDER

{¶ 6} It is, therefore,

{¶ 7} ORDERED, That all public comment to the attached Staff Report occur consistent with Paragraph 4. It is, further,

{¶ 8} ORDERED, That a notice of this Entry be sent to the telephone industry list-serve. It is, further,

{¶ 9} ORDERED, That a copy of this Entry be served upon all regulated telephone companies and all radio common carriers, the Ohio Consumers' Counsel, the Ohio Telecom Association, the Ohio Cable Telecommunications Association, and all other interested persons of record.

COMMISSIONERS:

Approving:

Jenifer French, Chair

M. Beth Trombold

Lawrence K. Friedeman

Daniel R. Conway

Dennis P. Deters

JSA/mef

Report of the Staff of the Public Utilities Commission of Ohio Pursuant to Substitute House Bill 402 in Case No. 19-173-TP-ORD

Substitute House Bill 402 (Sub. H.B. 402), as passed by the 132nd Ohio General Assembly, went into effect on March 20, 2019. Among its provisions modifying Ohio's telecommunications statutes, Sub. H.B. 402 included reporting requirements for the Public Utilities Commission of Ohio (PUCO or Commission) pertaining to line loss and basic local exchange service (BLES)¹ rates. Specifically, section four of the bill requires that the staff of the Commission produce and docket at the Commission a report that includes the following:

1. The number of basic local exchange lines in service in this state at the time of the report;
2. The aggregate amount of line loss in this state since the effective date of this section;
3. The change in the price of basic local exchange service in each exchange area in this state over the three years since the effective date of this section.

Sub. H.B. 402 requires that the report be filed with the Commission no later than March 20, 2022, the third anniversary of the bill's effective date. Further, the Commission must allow three months for public comment. Finally, no later than a date that is exactly three months after the report is docketed with the PUCO, the Commission shall submit a report to the standing committees in the House of Representatives and the Senate primarily dealing with telecommunications issues, the President of the Senate, and the Speaker of the House of Representatives, which contains the Commission's assessment of the information contained in the report docketed by the Commission staff.

On August 25, 2021, the Commission issued an entry in case no. 19-173-TP-ORD that directed all incumbent local exchange carriers (ILECs) to respond to a survey requesting information on line loss and BLES rates. The ILECs were instructed to download and complete an Excel spreadsheet posted to the Commission's webpage and return it to a secure Commission mailbox no later than November 10, 2021. The survey requested that each company provide line counts as of March 20, 2019; line counts as of November 1, 2021; BLES rates as of March 20, 2019; and BLES rates as of November 1, 2021. Line counts include residential BLES, business BLES and total lines, including non-BLES. November 1 was the requested reporting date to allow the companies time to compile month-end data and report by the November 10th due date. Consequently, November 1, 2021, is the "time of the report" as required by section 4.

There are 41 ILECs in Ohio as reflected in Attachment A. Each ILEC responded to the survey.²

BLES Lines in Service in Ohio as of November 1, 2021

As noted above, section 4 of Sub. H.B. 402 requires Commission staff to report the number of basic local exchange lines in service, i.e., BLES lines, in Ohio as of the date of this report. As of November 1, 2021, 360,709 BLES lines remain in service in Ohio. This total includes both residential and business BLES lines.

¹ Basic local exchange service is defined in R.C. 4927.01(a)(1).

² CenturyTel dba CenturyLink, United Telephone dba CenturyLink and United of Indiana responded as CenturyLink; Windstream Ohio and Windstream Western Reserve responded as Windstream; and Frontier North and Frontier Communications of Michigan responded as Frontier.

Report of the Staff of the Public Utilities Commission of Ohio Pursuant to Substitute House Bill 402 in Case No. 19-173-TP-ORD

The Aggregate Line Loss in Ohio from March 20, 2019 to November 1, 2021

In addition to the BLES line count, section 4 also requires the aggregate amount of line loss since March 20, 2019. Since section 4 requested line loss rather than BLES line loss, staff interpreted this request to be for the total line loss, both BLES and non-BLES, from March 2019 to the date of this report. On March 20, 2019³, the ILECs served 1,349,646 lines, BLES and non-BLES, in Ohio. On November 1, 2021³, the ILECs served 998,573 lines. This gives a total aggregate BLES and non-BLES line loss of 351,073 lines, or a 26.01 percent loss in lines during this time.

Change in BLES Price in Each Exchange Area in Ohio Since March 20, 2019

Lastly, section 4 requires the report to provide the change in BLES price, per exchange in Ohio since March 20, 2019. On March 20, 2019, residential BLES rates ranged from a low of \$5.75 to a high of \$32.67. As of November 1, 2021, the lowest residential BLES rate remained \$5.75 while the highest BLES rate increased to \$35.92. Business BLES rates ranged from a low of \$7.55 on March 20, 2019 to a high of \$56.00. This range did not change between March 2019 to November 1, 2021. Attachment B lists all 738 Ohio exchanges with their corresponding March 2019 and November 2021 BLES rates.

Attachment C shows increases in BLES rates since March 2019. For residential BLES customers, nearly 40 percent experienced little to no increase in BLES rates with increases falling in the range of zero percent to five percent. A very small percentage – approximately two percent – of residential BLES customers saw increases in the range of five percent to 15 percent. Approximately 57 percent of residential BLES customers experienced increases that ranged from 15 percent to 25 percent, while only one and a half percent saw increases greater than 25 percent over this time. For business BLES customers, slightly more than 66 percent had a very small – less than five percent – or perhaps even no increase in their BLES rates since March 2019. Nearly 8 percent experienced increases of five percent to 15 percent and a little more than 26 percent saw increases of 15 percent to 25 percent. In total, slightly more than 60 percent of residential BLES customer and slightly less than 34 percent of business BLES customers experienced BLES increases greater than five percent since March 2019.

Conclusion

As of November 1, 2021, Ohio's ILECs continued to serve 360,709 BLES customers. Nonetheless, from March 20, 2019 to November 1, 2021, Ohio's ILECs saw an aggregate decrease of slightly more than 28 percent in total lines, which includes BLES lines. Most increases in BLES rates were for residential service. During the time period covered by this report, BLES rates for approximately 60 percent of residential customers increased by five percent or more while only approximately 34 percent of business BLES customers saw increases of five percent or more. _____

³ The non-BLES residential line counts for AT&T use an initial reporting date of 1/1/2019 and a final reporting date of 1/1/2021 for some values.

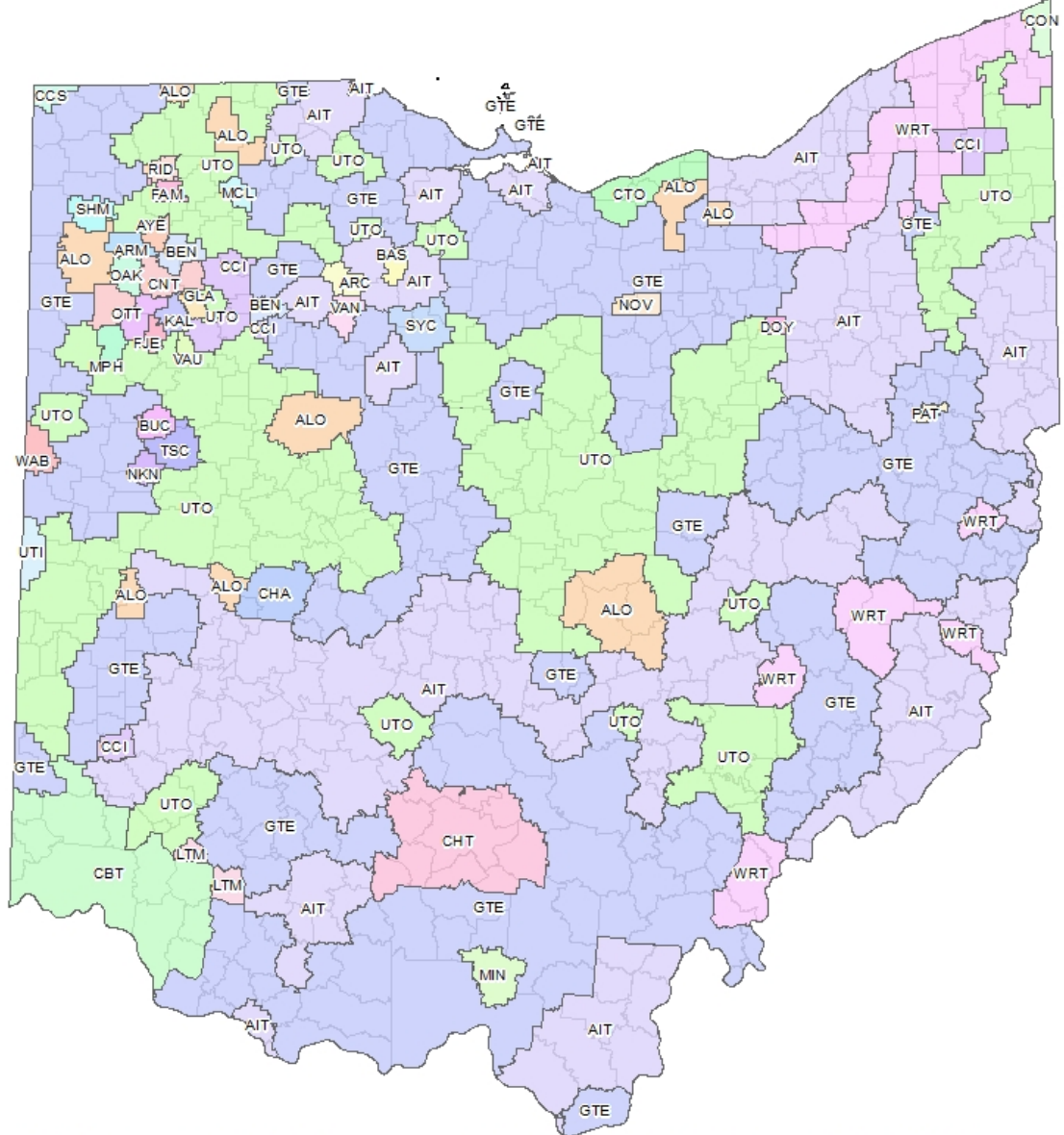
Attachment A
Case No. 19-173-TP-ORD



Public Utilities
Commission

Telephone ILEC Service Areas

As of December 2, 2021



(AIT) AT&T Ohio	(CBT) Cincinnati Bell	(DOY) Daylestown	(MIN) Minford	(SHM) Sherwood Mutual
(ALO) Windstream Ohio	(CCI) Consolidated Communications CCI	(FAM) Farmers Mutual	(MPH) Middle Point Home	(SYC) Sycamore
(ARC) Arcadia	(CCS) Frontier	(FJE) Fort Jennings	(NKN) New Knoxville	(TSC) Telephone Service Co
(ARM) Arthur Mutual	(CHA) Champaign	(GLA) Glandorf	(NOV) Nova	(UTI) United of Indiana
(AYE) Ayersville	(CHT) Chillicothe	(GTE) Frontier North	(OAK) Oakwood	(UTO) UTO dba CenturyLink
(BAS) Bascom Mutual	(CNT) Continental	(KAL) Kalida	(OTT) Ottoville Mutual	(VAN) Vanlue
(BEN) Benton Ridge	(CON) Conneaut	(LTM) Little Miami	(PAT) Patersonville	(VAU) Vaughnsville
(BUC) Buckland	(CTO) CenturyTel dba CenturyLink	(MCL) McClure	(RID) Ridgeville	(WAB) Wabash Mutual
				(WRT) Windstream Western Reserve

Telephone ILEC Service Area data maintained by the PUCO.

Attachment B
Case No. 19-173-TP-ORD

COUNTY	EXCHANGE	Residential BLES Rate as of 3/20/2019	Residential BLES Rate as of 11/01/2021	Residential BLES Rate % Diff		Business BLES Rate as of 3/20/2019	Business BLES Rate as of 11/01/2021	Business BLES Rate % Diff
ADAMS	Manchester (ADA)	\$18.47	\$18.47	0.00%		\$31.94	\$31.94	0.00%
ADAMS	Peebles	\$18.47	\$18.47	0.00%		\$31.94	\$31.94	0.00%
ADAMS	Seaman	\$18.93	\$18.93	0.00%		\$32.86	\$32.86	0.00%
ADAMS	West Union	\$18.93	\$18.93	0.00%		\$32.86	\$32.86	0.00%
ADAMS	Winchester	\$24.25	\$30.25	24.74%		\$31.50	\$37.50	19.05%
ALLEN	Beaverdam	\$19.40	\$23.40	20.62%		\$36.80	\$37.00	0.54%
ALLEN	Bluffton	\$19.40	\$23.40	20.62%		\$39.05	\$40.00	2.43%
ALLEN	Cairo	\$19.40	\$23.40	20.62%		\$39.05	\$40.00	2.43%
ALLEN	Delphos	\$19.40	\$23.40	20.62%		\$39.05	\$40.00	2.43%
ALLEN	Elida	\$19.40	\$23.40	20.62%		\$39.05	\$40.00	2.43%
ALLEN	Gomer	\$19.40	\$23.40	20.62%		\$39.05	\$40.00	2.43%
ALLEN	Lafayette	\$19.40	\$23.40	20.62%		\$39.05	\$40.00	2.43%
ALLEN	Lima	\$19.40	\$23.40	20.62%		\$39.05	\$40.00	2.43%
ALLEN	Spencerville	\$20.23	\$20.23	0.00%		\$35.46	\$35.46	0.00%
ALLEN	Westminster	\$19.40	\$23.40	20.62%		\$39.05	\$40.00	2.43%
ASHLAND	Ashland	\$19.58	\$19.58	0.00%		\$34.16	\$34.16	0.00%
ASHLAND	Hayesville	\$19.58	\$19.58	0.00%		\$34.16	\$34.16	0.00%
ASHLAND	Loudonville	\$18.47	\$18.47	0.00%		\$31.94	\$31.94	0.00%
ASHLAND	Nova	\$19.30	\$19.30	0.00%		\$25.50	\$25.50	0.00%
ASHLAND	Perrysville	\$18.47	\$18.47	0.00%		\$31.94	\$31.94	0.00%
ASHLAND	Polk	\$19.58	\$19.58	0.00%		\$34.16	\$34.16	0.00%
ASHLAND	Redhaw	\$19.58	\$19.58	0.00%		\$34.16	\$34.16	0.00%
ASHLAND	Savannah	\$19.58	\$19.58	0.00%		\$34.16	\$34.16	0.00%
ASHLAND	Sullivan	\$19.05	\$19.05	0.00%		\$25.25	\$25.25	0.00%
ASHTABULA	Andover	\$19.40	\$23.40	20.62%		\$36.80	\$37.00	0.54%
ASHTABULA	Ashtabula	\$15.60	\$18.85	20.83%		\$26.80	\$26.80	0.00%
ASHTABULA	Austinburg	\$15.60	\$18.85	20.83%		\$26.80	\$26.80	0.00%
ASHTABULA	Colebrook	\$17.90	\$21.90	22.35%		\$28.14	\$32.00	13.72%
ASHTABULA	Conneaut	\$18.63	\$20.50	10.04%		\$24.35	\$25.60	5.13%
ASHTABULA	Dorset	\$15.60	\$18.85	20.83%		\$26.80	\$26.80	0.00%
ASHTABULA	Geneva	\$15.60	\$18.85	20.83%		\$26.80	\$26.80	0.00%
ASHTABULA	Jefferson	\$19.40	\$23.40	20.62%		\$39.05	\$40.00	2.43%
ASHTABULA	Kingsville	\$15.60	\$18.85	20.83%		\$26.80	\$26.80	0.00%
ASHTABULA	New Lyme	\$19.40	\$23.40	20.62%		\$36.80	\$37.00	0.54%
ASHTABULA	Orwell	\$17.90	\$21.90	22.35%		\$28.14	\$32.00	13.72%
ASHTABULA	Pierpont	\$15.60	\$18.85	20.83%		\$26.80	\$26.80	0.00%
ASHTABULA	Rock Creek	\$15.60	\$18.85	20.83%		\$26.80	\$26.80	0.00%
ASHTABULA	Trumbull	\$15.60	\$18.85	20.83%		\$26.80	\$26.80	0.00%

Attachment B
Case No. 19-173-TP-ORD

COUNTY	EXCHANGE	Residential BLES Rate as of 3/20/2019	Residential BLES Rate as of 11/01/2021	Residential BLES Rate % Diff		Business BLES Rate as of 3/20/2019	Business BLES Rate as of 11/01/2021	Business BLES Rate % Diff
ASHTABULA	Windsor	\$17.90	\$21.90	22.35%		\$28.14	\$32.00	13.72%
ATHENS	Albany	\$19.58	\$19.58	0.00%		\$34.16	\$34.16	0.00%
ATHENS	Amesville	\$19.58	\$19.58	0.00%		\$34.16	\$34.16	0.00%
ATHENS	Athens	\$19.58	\$19.58	0.00%		\$34.16	\$34.16	0.00%
ATHENS	Coolville	\$15.60	\$18.85	20.83%		\$26.80	\$26.80	0.00%
ATHENS	Glouster	\$19.40	\$23.40	20.62%		\$36.80	\$37.00	0.54%
ATHENS	Guysville	\$19.58	\$19.58	0.00%		\$34.16	\$34.16	0.00%
ATHENS	Nelsonville	\$24.25	\$30.25	24.74%		\$31.50	\$37.50	19.05%
ATHENS	New Marshfield	\$19.58	\$19.58	0.00%		\$34.16	\$34.16	0.00%
ATHENS	Shade	\$18.93	\$18.93	0.00%		\$32.86	\$32.86	0.00%
ATHENS	The Plains	\$19.58	\$19.58	0.00%		\$34.16	\$34.16	0.00%
AUGLAIZE	Buckland	\$15.49	\$15.49	0.00%		\$20.97	\$20.97	0.00%
AUGLAIZE	Cridersville	\$12.50	\$12.50	0.00%		\$16.20	\$16.20	0.00%
AUGLAIZE	Minster	\$18.47	\$18.47	0.00%		\$31.94	\$31.94	0.00%
AUGLAIZE	New Bremen	\$18.93	\$18.93	0.00%		\$32.86	\$32.86	0.00%
AUGLAIZE	New Knoxville	\$13.60	\$13.60	0.00%		\$15.55	\$15.55	0.00%
AUGLAIZE	St. Marys	\$19.58	\$19.58	0.00%		\$34.16	\$34.16	0.00%
AUGLAIZE	Wapakoneta	\$12.50	\$12.50	0.00%		\$16.20	\$16.20	0.00%
AUGLAIZE	Waynesfield	\$19.40	\$23.40	20.62%		\$39.05	\$40.00	2.43%
BELMONT	Barnesville	\$24.25	\$30.25	24.74%		\$31.50	\$37.50	19.05%
BELMONT	Bellaire	\$24.25	\$30.25	24.74%		\$31.50	\$37.50	19.05%
BELMONT	Bethesda	\$24.25	\$30.25	24.74%		\$31.50	\$37.50	19.05%
BELMONT	Centerville [BEL]	\$15.60	\$18.85	20.83%		\$26.80	\$26.80	0.00%
BELMONT	Flushing	\$18.93	\$18.93	0.00%		\$32.86	\$32.86	0.00%
BELMONT	Martins Ferry- Bridgeport	\$24.25	\$30.25	24.74%		\$31.50	\$37.50	19.05%
BELMONT	Morristown	\$15.60	\$18.85	20.83%		\$26.80	\$26.80	0.00%
BELMONT	Powhatan Point	\$15.60	\$18.85	20.83%		\$26.80	\$26.80	0.00%
BELMONT	Somerton	\$24.25	\$30.25	24.74%		\$31.50	\$37.50	19.05%
BELMONT	St. Clairsville	\$24.25	\$30.25	24.74%		\$31.50	\$37.50	19.05%
BROWN	Aberdeen	\$24.25	\$30.25	24.74%		\$31.50	\$37.50	19.05%
BROWN	Decatur	\$18.03	\$18.03	0.00%		\$31.06	\$31.06	0.00%
BROWN	Fayetteville	\$22.14	\$22.14	0.00%		\$41.04	\$41.04	0.00%
BROWN	Georgetown	\$18.93	\$18.93	0.00%		\$32.86	\$32.86	0.00%
BROWN	Hamersville	\$20.73	\$20.73	0.00%		\$40.95	\$40.95	0.00%
BROWN	Higginsport	\$20.73	\$20.73	0.00%		\$40.95	\$40.95	0.00%
BROWN	Mount Orab	\$20.73	\$20.73	0.00%		\$40.95	\$40.95	0.00%
BROWN	Ripley	\$24.25	\$30.25	24.74%		\$31.50	\$37.50	19.05%
BROWN	Russellville	\$18.47	\$18.47	0.00%		\$31.94	\$31.94	0.00%

Attachment B
Case No. 19-173-TP-ORD

COUNTY	EXCHANGE	Residential BLES Rate as of 3/20/2019	Residential BLES Rate as of 11/01/2021	Residential BLES Rate % Diff		Business BLES Rate as of 3/20/2019	Business BLES Rate as of 11/01/2021	Business BLES Rate % Diff
BROWN	Sardinia	\$18.93	\$18.93	0.00%		\$32.86	\$32.86	0.00%
BUTLER	Bethany-West Chester	\$30.45	\$33.70	10.67%		\$54.25	\$54.25	0.00%
BUTLER	Hamilton	\$32.67	\$35.92	9.95%		\$53.58	\$53.14	-0.82%
BUTLER	Middletown	\$24.25	\$30.25	24.74%		\$31.50	\$37.50	19.05%
BUTLER	Monroe	\$24.25	\$30.25	24.74%		\$31.50	\$37.50	19.05%
BUTLER	Morning Sun	\$20.73	\$20.73	0.00%		\$40.95	\$40.95	0.00%
BUTLER	Oxford	\$20.73	\$20.73	0.00%		\$40.95	\$40.95	0.00%
BUTLER	Reily	\$28.95	\$32.20	11.23%		\$56.00	\$56.00	0.00%
BUTLER	Seven Mile	\$28.95	\$32.20	11.23%		\$56.00	\$56.00	0.00%
BUTLER	Shandon	\$28.95	\$32.20	11.23%		\$56.00	\$56.00	0.00%
BUTLER	Trenton	\$24.25	\$30.25	24.74%		\$31.50	\$37.50	19.05%
CARROLL	Carrollton	\$18.93	\$18.93	0.00%		\$32.86	\$32.86	0.00%
CARROLL	Dellroy	\$18.47	\$18.47	0.00%		\$31.94	\$31.94	0.00%
CARROLL	Harlem Springs	\$18.93	\$18.93	0.00%		\$32.86	\$32.86	0.00%
CARROLL	Malvern	\$20.73	\$20.73	0.00%		\$40.95	\$40.95	0.00%
CARROLL	Mechanicstown	\$18.47	\$18.47	0.00%		\$31.94	\$31.94	0.00%
CARROLL	Pattersonville	\$5.75	\$5.75	0.00%		\$10.21	\$10.21	0.00%
CHAMPAIGN	Christiansburg	\$24.25	\$30.25	24.74%		\$31.50	\$37.50	19.05%
CHAMPAIGN	Mechanicsburg	\$18.93	\$18.93	0.00%		\$32.86	\$32.86	0.00%
CHAMPAIGN	North Lewisburg	\$19.40	\$23.40	20.62%		\$36.80	\$37.00	0.54%
CHAMPAIGN	Rosewood	\$19.40	\$23.40	20.62%		\$36.80	\$37.00	0.54%
CHAMPAIGN	St. Paris	\$14.05	\$17.30	23.13%		\$23.70	\$23.70	0.00%
CHAMPAIGN	Terre Haute	\$18.50	\$18.50	0.00%		\$26.52	\$26.52	0.00%
CHAMPAIGN	Urbana	\$19.00	\$19.00	0.00%		\$27.20	\$27.20	0.00%
CHAMPAIGN	Woodstock	\$19.58	\$19.58	0.00%		\$34.16	\$34.16	0.00%
CLARK	Catawba	\$20.23	\$20.23	0.00%		\$35.46	\$35.46	0.00%
CLARK	Donnelsville	\$24.25	\$30.25	24.74%		\$31.50	\$37.50	19.05%
CLARK	Enon	\$24.25	\$30.25	24.74%		\$31.50	\$37.50	19.05%
CLARK	Medway	\$24.25	\$30.25	24.74%		\$31.50	\$37.50	19.05%
CLARK	New Carlisle	\$24.25	\$30.25	24.74%		\$31.50	\$37.50	19.05%
CLARK	North Hampton	\$24.25	\$30.25	24.74%		\$31.50	\$37.50	19.05%
CLARK	Pitchin	\$24.25	\$30.25	24.74%		\$31.50	\$37.50	19.05%
CLARK	South Charleston	\$24.25	\$30.25	24.74%		\$31.50	\$37.50	19.05%
CLARK	South Vienna	\$24.25	\$30.25	24.74%		\$31.50	\$37.50	19.05%
CLARK	Springfield	\$24.25	\$30.25	24.74%		\$31.50	\$37.50	19.05%
CLARK	Tremont City	\$24.25	\$30.25	24.74%		\$31.50	\$37.50	19.05%
CLERMONT	Bethel	\$28.95	\$32.20	11.23%		\$56.00	\$56.00	0.00%
CLERMONT	Clermont	\$29.17	\$32.42	11.14%		\$54.06	\$54.13	0.13%

Attachment B
Case No. 19-173-TP-ORD

COUNTY	EXCHANGE	Residential BLES Rate as of 3/20/2019	Residential BLES Rate as of 11/01/2021	Residential BLES Rate % Diff		Business BLES Rate as of 3/20/2019	Business BLES Rate as of 11/01/2021	Business BLES Rate % Diff
CLERMONT	Felicity	\$20.73	\$20.73	0.00%		\$40.95	\$40.95	0.00%
CLERMONT	Little Miami	\$30.45	\$33.70	10.67%		\$54.25	\$54.25	0.00%
CLERMONT	Newtonsville	\$30.20	\$33.45	10.76%		\$56.00	\$56.00	0.00%
CLERMONT	Williamsburg	\$31.45	\$34.70	10.33%		\$56.00	\$56.00	0.00%
CLINTON	Blanchester	\$19.58	\$19.58	0.00%		\$34.16	\$34.16	0.00%
CLINTON	Clarksville	\$18.93	\$18.93	0.00%		\$32.86	\$32.86	0.00%
CLINTON	Martinsville	\$18.93	\$18.93	0.00%		\$32.86	\$32.86	0.00%
CLINTON	New Burlington	\$20.73	\$20.73	0.00%		\$40.95	\$40.95	0.00%
CLINTON	New Vienna	\$18.93	\$18.93	0.00%		\$32.86	\$32.86	0.00%
CLINTON	Port William	\$18.93	\$18.93	0.00%		\$32.86	\$32.86	0.00%
CLINTON	Sabina	\$18.93	\$18.93	0.00%		\$32.86	\$32.86	0.00%
CLINTON	Wilmington	\$19.58	\$19.58	0.00%		\$34.16	\$34.16	0.00%
COLUMBIANA	Columbiana	\$24.25	\$30.25	24.74%		\$31.50	\$37.50	19.05%
COLUMBIANA	East Liverpool	\$24.25	\$30.25	24.74%		\$31.50	\$37.50	19.05%
COLUMBIANA	East Palestine	\$24.25	\$30.25	24.74%		\$31.50	\$37.50	19.05%
COLUMBIANA	East Rochester	\$18.93	\$18.93	0.00%		\$32.86	\$32.86	0.00%
COLUMBIANA	Hanoverton	\$19.58	\$19.58	0.00%		\$34.16	\$34.16	0.00%
COLUMBIANA	Leetonia	\$24.25	\$30.25	24.74%		\$31.50	\$37.50	19.05%
COLUMBIANA	Lisbon	\$24.25	\$30.25	24.74%		\$31.50	\$37.50	19.05%
COLUMBIANA	New Waterford	\$24.25	\$30.25	24.74%		\$31.50	\$37.50	19.05%
COLUMBIANA	North Georgetown	\$19.58	\$19.58	0.00%		\$34.16	\$34.16	0.00%
COLUMBIANA	Rogers	\$24.25	\$30.25	24.74%		\$31.50	\$37.50	19.05%
COLUMBIANA	Salem	\$24.25	\$30.25	24.74%		\$31.50	\$37.50	19.05%
COLUMBIANA	Salineville	\$24.25	\$30.25	24.74%		\$31.50	\$37.50	19.05%
COLUMBIANA	Wellsville	\$24.25	\$30.25	24.74%		\$31.50	\$37.50	19.05%
COLUMBIANA	Winona	\$19.58	\$19.58	0.00%		\$34.16	\$34.16	0.00%
COSHOCTON	Conesville	\$24.25	\$30.25	24.74%		\$31.50	\$37.50	19.05%
COSHOCTON	Cooperdale	\$19.58	\$19.58	0.00%		\$34.16	\$34.16	0.00%
COSHOCTON	Coshocton	\$24.25	\$30.25	24.74%		\$31.50	\$37.50	19.05%
COSHOCTON	Warsaw	\$18.93	\$18.93	0.00%		\$32.86	\$32.86	0.00%
COSHOCTON	West Lafayette	\$24.25	\$30.25	24.74%		\$31.50	\$37.50	19.05%
CRAWFORD	Bucyrus	\$19.40	\$23.40	20.62%		\$36.80	\$37.00	0.54%
CRAWFORD	Chatfield	\$19.40	\$23.40	20.62%		\$32.45	\$36.45	12.33%
CRAWFORD	Crestline	\$18.03	\$18.03	0.00%		\$31.06	\$31.06	0.00%
CRAWFORD	Galion	\$18.93	\$18.93	0.00%		\$32.86	\$32.86	0.00%
CRAWFORD	Lykens	\$19.40	\$23.40	20.62%		\$36.80	\$37.00	0.54%
CRAWFORD	New Washington	\$18.03	\$18.03	0.00%		\$31.06	\$31.06	0.00%
CRAWFORD	New Winchester	\$19.40	\$23.40	20.62%		\$39.05	\$40.00	2.43%

Attachment B
Case No. 19-173-TP-ORD

COUNTY	EXCHANGE	Residential BLES Rate as of 3/20/2019	Residential BLES Rate as of 11/01/2021	Residential BLES Rate % Diff		Business BLES Rate as of 3/20/2019	Business BLES Rate as of 11/01/2021	Business BLES Rate % Diff
CUYAHOGA	Bedford	\$24.25	\$30.25	24.74%		\$31.50	\$37.50	19.05%
CUYAHOGA	Berea	\$24.25	\$30.25	24.74%		\$31.50	\$37.50	19.05%
CUYAHOGA	Brecksville	\$24.25	\$30.25	24.74%		\$31.50	\$37.50	19.05%
CUYAHOGA	Chagrin Falls	\$24.25	\$30.25	24.74%		\$31.50	\$37.50	19.05%
CUYAHOGA	Cleveland	\$24.25	\$30.25	24.74%		\$31.50	\$37.50	19.05%
CUYAHOGA	Gates Mills	\$24.25	\$30.25	24.74%		\$31.50	\$37.50	19.05%
CUYAHOGA	Hillcrest	\$24.25	\$30.25	24.74%		\$31.50	\$37.50	19.05%
CUYAHOGA	Independence	\$24.25	\$30.25	24.74%		\$31.50	\$37.50	19.05%
CUYAHOGA	Montrose [CUY]	\$24.25	\$30.25	24.74%		\$31.50	\$37.50	19.05%
CUYAHOGA	North Royalton	\$24.25	\$30.25	24.74%		\$31.50	\$37.50	19.05%
CUYAHOGA	Olmsted Falls	\$24.25	\$30.25	24.74%		\$31.50	\$37.50	19.05%
CUYAHOGA	Strongsville	\$24.25	\$30.25	24.74%		\$31.50	\$37.50	19.05%
CUYAHOGA	Terrace	\$24.25	\$30.25	24.74%		\$31.50	\$37.50	19.05%
CUYAHOGA	Trinity	\$24.25	\$30.25	24.74%		\$31.50	\$37.50	19.05%
CUYAHOGA	Victory	\$24.25	\$30.25	24.74%		\$31.50	\$37.50	19.05%
DARKE	Ansonia	\$19.40	\$23.40	20.62%		\$36.80	\$37.00	0.54%
DARKE	Arcanum	\$19.40	\$23.40	20.62%		\$36.80	\$37.00	0.54%
DARKE	Bradford	\$19.40	\$23.40	20.62%		\$39.05	\$40.00	2.43%
DARKE	Gettysburg	\$19.40	\$23.40	20.62%		\$34.65	\$36.45	5.19%
DARKE	Greenville	\$19.40	\$23.40	20.62%		\$36.80	\$37.00	0.54%
DARKE	Hollansburg	\$19.40	\$23.40	20.62%		\$34.65	\$36.45	5.19%
DARKE	New Madison	\$19.40	\$23.40	20.62%		\$34.65	\$36.45	5.19%
DARKE	North Star	\$18.03	\$18.03	0.00%		\$31.06	\$31.06	0.00%
DARKE	Rossburg	\$19.40	\$23.40	20.62%		\$36.80	\$37.00	0.54%
DARKE	Union City	\$23.50	\$27.50	17.02%		\$35.00	\$38.00	8.57%
DARKE	Versailles	\$19.40	\$23.40	20.62%		\$39.05	\$40.00	2.43%
DARKE	Yorkshire	\$18.47	\$18.47	0.00%		\$31.94	\$31.94	0.00%
DEFIANCE	Ayersville	\$18.60	\$18.60	0.00%		\$21.95	\$21.95	0.00%
DEFIANCE	Defiance	\$19.40	\$23.40	20.62%		\$34.65	\$36.45	5.19%
DEFIANCE	Hicksville	\$18.03	\$18.03	0.00%		\$31.06	\$31.06	0.00%
DEFIANCE	Jewell	\$19.40	\$23.40	20.62%		\$32.45	\$36.45	12.33%
DEFIANCE	Ney	\$19.58	\$19.58	0.00%		\$34.16	\$34.16	0.00%
DEFIANCE	Sherwood	\$18.00	\$18.00	0.00%		\$19.00	\$19.00	0.00%
DELAWARE	Ashley	\$19.58	\$19.58	0.00%		\$34.16	\$34.16	0.00%
DELAWARE	Cheshire Center	\$20.73	\$20.73	0.00%		\$40.95	\$40.95	0.00%
DELAWARE	Delaware	\$19.58	\$19.58	0.00%		\$34.16	\$34.16	0.00%
DELAWARE	Kilbourne	\$20.73	\$20.73	0.00%		\$40.95	\$40.95	0.00%
DELAWARE	Ostrander	\$19.58	\$19.58	0.00%		\$34.16	\$34.16	0.00%

Attachment B
Case No. 19-173-TP-ORD

COUNTY	EXCHANGE	Residential BLES Rate as of 3/20/2019	Residential BLES Rate as of 11/01/2021	Residential BLES Rate % Diff		Business BLES Rate as of 3/20/2019	Business BLES Rate as of 11/01/2021	Business BLES Rate % Diff
DELAWARE	Radnor	\$19.58	\$19.58	0.00%		\$34.16	\$34.16	0.00%
DELAWARE	Rathbone	\$20.73	\$20.73	0.00%		\$40.95	\$40.95	0.00%
DELAWARE	Sunbury	\$19.40	\$23.40	20.62%		\$43.45	\$43.45	0.00%
ERIE	Berlin Heights	\$19.58	\$19.58	0.00%		\$34.16	\$34.16	0.00%
ERIE	Birmingham	\$18.80	\$24.80	31.91%		\$35.00	\$39.00	11.43%
ERIE	Bloomington	\$24.25	\$30.25	24.74%		\$31.50	\$37.50	19.05%
ERIE	Castalia	\$24.25	\$30.25	24.74%		\$31.50	\$37.50	19.05%
ERIE	Huron	\$20.23	\$20.23	0.00%		\$35.46	\$35.46	0.00%
ERIE	Kelleys Island	\$20.23	\$20.23	0.00%		\$35.46	\$35.46	0.00%
ERIE	Milan	\$18.93	\$18.93	0.00%		\$32.86	\$32.86	0.00%
ERIE	Sandusky	\$24.25	\$30.25	24.74%		\$31.50	\$37.50	19.05%
ERIE	Vermilion	\$18.80	\$24.80	31.91%		\$35.00	\$39.00	11.43%
FAIRFIELD	Amanda	\$20.23	\$20.23	0.00%		\$35.46	\$35.46	0.00%
FAIRFIELD	Baltimore	\$20.23	\$20.23	0.00%		\$35.46	\$35.46	0.00%
FAIRFIELD	Bremen	\$19.58	\$19.58	0.00%		\$34.16	\$34.16	0.00%
FAIRFIELD	Carroll	\$24.25	\$30.25	24.74%		\$31.50	\$37.50	19.05%
FAIRFIELD	Lancaster	\$24.25	\$30.25	24.74%		\$31.50	\$37.50	19.05%
FAIRFIELD	Millersport	\$20.23	\$20.23	0.00%		\$35.46	\$35.46	0.00%
FAIRFIELD	Pleasantville	\$20.23	\$20.23	0.00%		\$35.46	\$35.46	0.00%
FAIRFIELD	Rushville	\$24.25	\$30.25	24.74%		\$31.50	\$37.50	19.05%
FAIRFIELD	Sugar Grove	\$24.25	\$30.25	24.74%		\$31.50	\$37.50	19.05%
FAYETTE	Bloomington	\$24.25	\$30.25	24.74%		\$31.50	\$37.50	19.05%
FAYETTE	Jeffersonville	\$24.25	\$30.25	24.74%		\$31.50	\$37.50	19.05%
FAYETTE	Milledgeville	\$24.25	\$30.25	24.74%		\$31.50	\$37.50	19.05%
FAYETTE	Washington Court House	\$24.25	\$30.25	24.74%		\$31.50	\$37.50	19.05%
FRANKLIN	Alton	\$24.25	\$30.25	24.74%		\$31.50	\$37.50	19.05%
FRANKLIN	Canal Winchester	\$24.25	\$30.25	24.74%		\$31.50	\$37.50	19.05%
FRANKLIN	Columbus	\$24.25	\$30.25	24.74%		\$31.50	\$37.50	19.05%
FRANKLIN	Dublin	\$24.25	\$30.25	24.74%		\$31.50	\$37.50	19.05%
FRANKLIN	Gahanna	\$24.25	\$30.25	24.74%		\$31.50	\$37.50	19.05%
FRANKLIN	Grove City	\$24.25	\$30.25	24.74%		\$31.50	\$37.50	19.05%
FRANKLIN	Groveport	\$24.25	\$30.25	24.74%		\$31.50	\$37.50	19.05%
FRANKLIN	Harrisburg	\$24.25	\$30.25	24.74%		\$31.50	\$37.50	19.05%
FRANKLIN	Hilliard	\$24.25	\$30.25	24.74%		\$31.50	\$37.50	19.05%
FRANKLIN	Lockbourne	\$24.25	\$30.25	24.74%		\$31.50	\$37.50	19.05%
FRANKLIN	New Albany	\$24.25	\$30.25	24.74%		\$31.50	\$37.50	19.05%
FRANKLIN	Reynoldsburg	\$24.25	\$30.25	24.74%		\$31.50	\$37.50	19.05%
FRANKLIN	Westerville	\$24.25	\$30.25	24.74%		\$31.50	\$37.50	19.05%

Attachment B
Case No. 19-173-TP-ORD

COUNTY	EXCHANGE	Residential BLES Rate as of 3/20/2019	Residential BLES Rate as of 11/01/2021	Residential BLES Rate % Diff		Business BLES Rate as of 3/20/2019	Business BLES Rate as of 11/01/2021	Business BLES Rate % Diff
FRANKLIN	Worthington	\$24.25	\$30.25	24.74%		\$31.50	\$37.50	19.05%
FULTON	Archbold	\$19.40	\$23.40	20.62%		\$36.80	\$37.00	0.54%
FULTON	Chesterfield	\$10.95	\$14.20	29.68%		\$16.50	\$16.50	0.00%
FULTON	Delta	\$14.05	\$17.30	23.13%		\$23.70	\$23.70	0.00%
FULTON	Fayette	\$18.93	\$18.93	0.00%		\$32.86	\$32.86	0.00%
FULTON	Lyons	\$19.40	\$23.40	20.62%		\$34.65	\$36.45	5.19%
FULTON	Metamora	\$19.40	\$23.40	20.62%		\$43.45	\$43.45	0.00%
FULTON	Neapolis	\$14.05	\$17.30	23.13%		\$23.70	\$23.70	0.00%
FULTON	Swanton	\$19.40	\$23.40	20.62%		\$43.45	\$43.45	0.00%
FULTON	Wauseon	\$19.40	\$23.40	20.62%		\$36.80	\$37.00	0.54%
GALLIA	Cheshire	\$24.25	\$30.25	24.74%		\$31.50	\$37.50	19.05%
GALLIA	Gallipolis	\$24.25	\$30.25	24.74%		\$31.50	\$37.50	19.05%
GALLIA	Guyan	\$24.25	\$30.25	24.74%		\$31.50	\$37.50	19.05%
GALLIA	Rio Grande	\$24.25	\$30.25	24.74%		\$31.50	\$37.50	19.05%
GALLIA	Vinton	\$24.25	\$30.25	24.74%		\$31.50	\$37.50	19.05%
GALLIA	Walnut	\$24.25	\$30.25	24.74%		\$31.50	\$37.50	19.05%
GEAUGA	Bainbridge [GEA]	\$18.75	\$22.00	17.33%		\$33.05	\$33.05	0.00%
GEAUGA	Burton	\$24.25	\$30.25	24.74%		\$31.50	\$37.50	19.05%
GEAUGA	Chardon	\$15.60	\$18.85	20.83%		\$26.80	\$26.80	0.00%
GEAUGA	Chesterland	\$24.25	\$30.25	24.74%		\$31.50	\$37.50	19.05%
GEAUGA	East Claridon	\$15.60	\$18.85	20.83%		\$26.80	\$26.80	0.00%
GEAUGA	Huntsburg	\$15.60	\$18.85	20.83%		\$26.80	\$26.80	0.00%
GEAUGA	Middlefield	\$15.60	\$18.85	20.83%		\$26.80	\$26.80	0.00%
GEAUGA	Montville	\$15.60	\$18.85	20.83%		\$26.80	\$26.80	0.00%
GEAUGA	Newbury	\$15.60	\$18.85	20.83%		\$26.80	\$26.80	0.00%
GEAUGA	Parkman	\$15.60	\$18.85	20.83%		\$26.80	\$26.80	0.00%
GEAUGA	Russell	\$18.75	\$22.00	17.33%		\$33.05	\$33.05	0.00%
GEAUGA	Thompson	\$15.60	\$18.85	20.83%		\$26.80	\$26.80	0.00%
GREENE	Beavercreek	\$24.25	\$30.25	24.74%		\$31.50	\$37.50	19.05%
GREENE	Bellbrook	\$24.25	\$30.25	24.74%		\$31.50	\$37.50	19.05%
GREENE	Bowersville	\$24.25	\$30.25	24.74%		\$31.50	\$37.50	19.05%
GREENE	Cedarville	\$24.25	\$30.25	24.74%		\$31.50	\$37.50	19.05%
GREENE	Fairborn	\$24.25	\$30.25	24.74%		\$31.50	\$37.50	19.05%
GREENE	Jamestown	\$24.25	\$30.25	24.74%		\$31.50	\$37.50	19.05%
GREENE	Spring Valley	\$24.25	\$30.25	24.74%		\$31.50	\$37.50	19.05%
GREENE	Xenia	\$24.25	\$30.25	24.74%		\$31.50	\$37.50	19.05%
GREENE	Yellow Springs-Clifton	\$24.25	\$30.25	24.74%		\$31.50	\$37.50	19.05%
GUERNSEY	Byesville	\$19.58	\$19.58	0.00%		\$34.16	\$34.16	0.00%

Attachment B
Case No. 19-173-TP-ORD

COUNTY	EXCHANGE	Residential BLES Rate as of 3/20/2019	Residential BLES Rate as of 11/01/2021	Residential BLES Rate % Diff		Business BLES Rate as of 3/20/2019	Business BLES Rate as of 11/01/2021	Business BLES Rate % Diff
GUERNSEY	Cambridge	\$19.58	\$19.58	0.00%		\$34.16	\$34.16	0.00%
GUERNSEY	Cumberland	\$15.60	\$18.85	20.83%		\$26.80	\$26.80	0.00%
GUERNSEY	Fairview	\$15.60	\$18.85	20.83%		\$26.80	\$26.80	0.00%
GUERNSEY	Old Washington	\$15.60	\$18.85	20.83%		\$26.80	\$26.80	0.00%
GUERNSEY	Quaker City	\$15.60	\$18.85	20.83%		\$26.80	\$26.80	0.00%
HAMILTON	Cincinnati	\$31.99	\$35.24	10.16%		\$52.53	\$52.53	0.00%
HAMILTON	Harrison	\$30.45	\$33.70	10.67%		\$54.25	\$54.25	0.00%
HANCOCK	Arcadia	\$24.65	\$24.65	0.00%		\$45.20	\$45.20	0.00%
HANCOCK	Arlington	\$19.58	\$19.58	0.00%		\$34.16	\$34.16	0.00%
HANCOCK	Benton Ridge	\$21.30	\$21.30	0.00%		\$30.45	\$30.45	0.00%
HANCOCK	Findlay	\$24.25	\$30.25	24.74%		\$31.50	\$37.50	19.05%
HANCOCK	Jenera	\$19.58	\$19.58	0.00%		\$34.16	\$34.16	0.00%
HANCOCK	McComb	\$19.58	\$19.58	0.00%		\$34.16	\$34.16	0.00%
HANCOCK	Mount Blanchard	\$20.23	\$20.23	0.00%		\$35.46	\$35.46	0.00%
HANCOCK	Mount Cory	\$19.68	\$23.68	20.33%		\$31.42	\$35.00	11.39%
HANCOCK	Rawson	\$19.58	\$19.58	0.00%		\$34.16	\$34.16	0.00%
HANCOCK	Van Buren	\$19.58	\$19.58	0.00%		\$34.16	\$34.16	0.00%
HANCOCK	Vanlue	\$19.65	\$19.65	0.00%		\$37.40	\$37.40	0.00%
HARDIN	Ada	\$19.40	\$23.40	20.62%		\$41.25	\$41.25	0.00%
HARDIN	Alger	\$19.40	\$23.40	20.62%		\$39.05	\$40.00	2.43%
HARDIN	Dunkirk	\$19.40	\$23.40	20.62%		\$34.65	\$36.45	5.19%
HARDIN	Forest	\$18.03	\$18.03	0.00%		\$31.06	\$31.06	0.00%
HARDIN	Kenton	\$14.05	\$17.30	23.13%		\$23.70	\$23.70	0.00%
HARDIN	Mount Victory	\$19.40	\$23.40	20.62%		\$36.80	\$37.00	0.54%
HARDIN	Ridgeway	\$19.40	\$23.40	20.62%		\$34.65	\$36.45	5.19%
HARRISON	Bowerston	\$20.23	\$20.23	0.00%		\$35.46	\$35.46	0.00%
HARRISON	Cadiz	\$18.93	\$18.93	0.00%		\$32.86	\$32.86	0.00%
HARRISON	Freeport	\$18.93	\$18.93	0.00%		\$32.86	\$32.86	0.00%
HARRISON	Hopedale	\$15.60	\$18.85	20.83%		\$26.80	\$26.80	0.00%
HARRISON	Jewett	\$18.47	\$18.47	0.00%		\$31.94	\$31.94	0.00%
HARRISON	Scio	\$18.47	\$18.47	0.00%		\$31.94	\$31.94	0.00%
HENRY	Deshler	\$19.40	\$23.40	20.62%		\$39.05	\$40.00	2.43%
HENRY	Florida	\$19.40	\$23.40	20.62%		\$34.65	\$36.45	5.19%
HENRY	Gerald	\$19.40	\$23.40	20.62%		\$34.65	\$36.45	5.19%
HENRY	Grelton-Malinta	\$19.40	\$23.40	20.62%		\$32.45	\$36.45	12.33%
HENRY	Hamler	\$19.40	\$23.40	20.62%		\$34.65	\$36.45	5.19%
HENRY	Holgate	\$19.40	\$23.40	20.62%		\$34.65	\$36.45	5.19%
HENRY	Liberty Center	\$19.40	\$23.40	20.62%		\$36.80	\$37.00	0.54%

Attachment B
Case No. 19-173-TP-ORD

COUNTY	EXCHANGE	Residential BLES Rate as of 3/20/2019	Residential BLES Rate as of 11/01/2021	Residential BLES Rate % Diff		Business BLES Rate as of 3/20/2019	Business BLES Rate as of 11/01/2021	Business BLES Rate % Diff
HENRY	McClure	\$17.25	\$17.25	0.00%		\$29.15	\$29.15	0.00%
HENRY	Napoleon	\$19.40	\$23.40	20.62%		\$34.65	\$36.45	5.19%
HENRY	New Bavaria	\$21.30	\$21.30	0.00%		\$30.45	\$30.45	0.00%
HENRY	Okolona	\$22.38	\$22.38	0.00%		\$30.38	\$30.38	0.00%
HENRY	Ridgeville Corners	\$9.00	\$9.00	0.00%		\$13.70	\$13.70	0.00%
HIGHLAND	Belfast	\$24.25	\$30.25	24.74%		\$31.50	\$37.50	19.05%
HIGHLAND	Danville [HIG]	\$24.25	\$30.25	24.74%		\$31.50	\$37.50	19.05%
HIGHLAND	Greenfield	\$18.47	\$18.47	0.00%		\$31.94	\$31.94	0.00%
HIGHLAND	Hillsboro	\$24.25	\$30.25	24.74%		\$31.50	\$37.50	19.05%
HIGHLAND	Leesburg	\$18.47	\$18.47	0.00%		\$31.94	\$31.94	0.00%
HIGHLAND	Lynchburg	\$18.93	\$18.93	0.00%		\$32.86	\$32.86	0.00%
HIGHLAND	Marshall	\$24.25	\$30.25	24.74%		\$31.50	\$37.50	19.05%
HIGHLAND	Mowrystown	\$18.93	\$18.93	0.00%		\$32.86	\$32.86	0.00%
HIGHLAND	Rainsboro	\$24.25	\$30.25	24.74%		\$31.50	\$37.50	19.05%
HIGHLAND	Sinking Spring	\$18.03	\$18.03	0.00%		\$31.06	\$31.06	0.00%
HIGHLAND	Sugar Tree Ridge	\$24.25	\$30.25	24.74%		\$31.50	\$37.50	19.05%
HOCKING	Laurelville	\$18.93	\$18.93	0.00%		\$32.86	\$32.86	0.00%
HOCKING	Logan	\$18.93	\$18.93	0.00%		\$32.86	\$32.86	0.00%
HOCKING	Murray City	\$24.25	\$30.25	24.74%		\$31.50	\$37.50	19.05%
HOLMES	Berlin	\$19.58	\$19.58	0.00%		\$34.16	\$34.16	0.00%
HOLMES	Big Prairie	\$19.40	\$23.40	20.62%		\$36.80	\$37.00	0.54%
HOLMES	Glenmont	\$19.40	\$23.40	20.62%		\$32.45	\$36.45	12.33%
HOLMES	Holmesville	\$19.40	\$23.40	20.62%		\$36.80	\$37.00	0.54%
HOLMES	Killbuck	\$19.40	\$23.40	20.62%		\$34.65	\$36.45	5.19%
HOLMES	Lakeville	\$18.47	\$18.47	0.00%		\$31.94	\$31.94	0.00%
HOLMES	Millersburg	\$19.40	\$23.40	20.62%		\$36.80	\$37.00	0.54%
HOLMES	Nashville	\$19.40	\$23.40	20.62%		\$36.80	\$37.00	0.54%
HURON	Bellevue	\$18.47	\$18.47	0.00%		\$31.94	\$31.94	0.00%
HURON	Greenwich	\$18.93	\$18.93	0.00%		\$32.86	\$32.86	0.00%
HURON	Monroeville	\$18.93	\$18.93	0.00%		\$32.86	\$32.86	0.00%
HURON	New London	\$19.58	\$19.58	0.00%		\$34.16	\$34.16	0.00%
HURON	Norwalk	\$19.58	\$19.58	0.00%		\$34.16	\$34.16	0.00%
HURON	Wakeman	\$18.93	\$18.93	0.00%		\$32.86	\$32.86	0.00%
HURON	Willard	\$18.93	\$18.93	0.00%		\$32.86	\$32.86	0.00%
JACKSON	Jackson	\$18.93	\$18.93	0.00%		\$32.86	\$32.86	0.00%
JACKSON	Oak Hill	\$18.93	\$18.93	0.00%		\$32.86	\$32.86	0.00%
JACKSON	Wellston	\$18.93	\$18.93	0.00%		\$32.86	\$32.86	0.00%
JEFFERSON	Adena	\$19.58	\$19.58	0.00%		\$34.16	\$34.16	0.00%

Attachment B
Case No. 19-173-TP-ORD

COUNTY	EXCHANGE	Residential BLES Rate as of 3/20/2019	Residential BLES Rate as of 11/01/2021	Residential BLES Rate % Diff		Business BLES Rate as of 3/20/2019	Business BLES Rate as of 11/01/2021	Business BLES Rate % Diff
JEFFERSON	Amsterdam	\$19.58	\$19.58	0.00%		\$34.16	\$34.16	0.00%
JEFFERSON	Bergholz	\$18.03	\$18.03	0.00%		\$31.06	\$31.06	0.00%
JEFFERSON	Bloomington	\$15.60	\$18.85	20.83%		\$26.80	\$26.80	0.00%
JEFFERSON	Brilliant	\$19.58	\$19.58	0.00%		\$34.16	\$34.16	0.00%
JEFFERSON	Dillonvale-Mt. Pleasant	\$19.58	\$19.58	0.00%		\$34.16	\$34.16	0.00%
JEFFERSON	Knoxville	\$19.58	\$19.58	0.00%		\$34.16	\$34.16	0.00%
JEFFERSON	Mingo Junction	\$24.25	\$30.25	24.74%		\$31.50	\$37.50	19.05%
JEFFERSON	Richmond	\$19.58	\$19.58	0.00%		\$34.16	\$34.16	0.00%
JEFFERSON	Smithfield	\$19.58	\$19.58	0.00%		\$34.16	\$34.16	0.00%
JEFFERSON	Steubenville	\$24.25	\$30.25	24.74%		\$31.50	\$37.50	19.05%
JEFFERSON	Tiltonsville	\$19.58	\$19.58	0.00%		\$34.16	\$34.16	0.00%
JEFFERSON	Toronto	\$24.25	\$30.25	24.74%		\$31.50	\$37.50	19.05%
KNOX	Centerburg	\$19.40	\$23.40	20.62%		\$41.25	\$41.25	0.00%
KNOX	Danville [KNO]	\$19.40	\$23.40	20.62%		\$36.80	\$37.00	0.54%
KNOX	Fredericktown	\$19.40	\$23.40	20.62%		\$39.05	\$40.00	2.43%
KNOX	Gambier	\$19.40	\$23.40	20.62%		\$34.65	\$36.45	5.19%
KNOX	Martinsburg	\$19.40	\$23.40	20.62%		\$36.80	\$37.00	0.54%
KNOX	Mount Vernon	\$19.40	\$23.40	20.62%		\$36.80	\$37.00	0.54%
LAKE	Leroy	\$24.25	\$30.25	24.74%		\$31.50	\$37.50	19.05%
LAKE	Madison	\$15.60	\$18.85	20.83%		\$26.80	\$26.80	0.00%
LAKE	Mentor	\$24.25	\$30.25	24.74%		\$31.50	\$37.50	19.05%
LAKE	Painesville	\$24.25	\$30.25	24.74%		\$31.50	\$37.50	19.05%
LAKE	Perry	\$15.60	\$18.85	20.83%		\$26.80	\$26.80	0.00%
LAKE	Wickliffe	\$24.25	\$30.25	24.74%		\$31.50	\$37.50	19.05%
LAKE	Willoughby	\$24.25	\$30.25	24.74%		\$31.50	\$37.50	19.05%
LAWRENCE	Arabia	\$24.25	\$30.25	24.74%		\$31.50	\$37.50	19.05%
LAWRENCE	Chesapeake	\$20.73	\$20.73	0.00%		\$40.95	\$40.95	0.00%
LAWRENCE	Ironton	\$24.25	\$30.25	24.74%		\$31.50	\$37.50	19.05%
LICKING	Alexandria	\$19.40	\$23.40	20.62%		\$43.45	\$43.45	0.00%
LICKING	Croton	\$19.40	\$23.40	20.62%		\$39.05	\$40.00	2.43%
LICKING	Granville	\$14.05	\$17.30	23.13%		\$23.70	\$23.70	0.00%
LICKING	Gratiot	\$14.05	\$17.30	23.13%		\$23.70	\$23.70	0.00%
LICKING	Hanover-Marne	\$14.05	\$17.30	23.13%		\$23.70	\$23.70	0.00%
LICKING	Hebron	\$19.40	\$23.40	20.62%		\$41.25	\$41.25	0.00%
LICKING	Johnstown	\$19.40	\$23.40	20.62%		\$43.45	\$43.45	0.00%
LICKING	Newark	\$14.05	\$17.30	23.13%		\$23.70	\$23.70	0.00%
LICKING	Pataskala	\$19.40	\$23.40	20.62%		\$43.45	\$43.45	0.00%
LICKING	St. Louisville	\$14.05	\$17.30	23.13%		\$23.70	\$23.70	0.00%

Attachment B
Case No. 19-173-TP-ORD

COUNTY	EXCHANGE	Residential BLES Rate as of 3/20/2019	Residential BLES Rate as of 11/01/2021	Residential BLES Rate % Diff		Business BLES Rate as of 3/20/2019	Business BLES Rate as of 11/01/2021	Business BLES Rate % Diff
LICKING	Utica-Horner	\$19.40	\$23.40	20.62%		\$39.05	\$40.00	2.43%
LOGAN	Belle Center	\$19.40	\$23.40	20.62%		\$36.80	\$37.00	0.54%
LOGAN	Bellefontaine	\$19.40	\$23.40	20.62%		\$36.80	\$37.00	0.54%
LOGAN	De Graff	\$19.40	\$23.40	20.62%		\$39.05	\$40.00	2.43%
LOGAN	East Liberty	\$19.40	\$23.40	20.62%		\$36.80	\$37.00	0.54%
LOGAN	Huntsville	\$19.40	\$23.40	20.62%		\$34.65	\$36.45	5.19%
LOGAN	Rushsylvania	\$19.40	\$23.40	20.62%		\$34.65	\$36.45	5.19%
LOGAN	Russells Point	\$19.40	\$23.40	20.62%		\$34.65	\$36.45	5.19%
LOGAN	West Liberty	\$19.40	\$23.40	20.62%		\$36.80	\$37.00	0.54%
LOGAN	West Mansfield	\$19.40	\$23.40	20.62%		\$36.80	\$37.00	0.54%
LORAIN	Amherst	\$18.80	\$24.80	31.91%		\$35.00	\$39.00	11.43%
LORAIN	Avon	\$18.80	\$24.80	31.91%		\$35.00	\$39.00	11.43%
LORAIN	Avon Lake	\$18.80	\$24.80	31.91%		\$35.00	\$39.00	11.43%
LORAIN	Columbia Station	\$18.75	\$22.00	17.33%		\$37.90	\$37.90	0.00%
LORAIN	Elyria	\$18.30	\$20.30	10.93%		\$32.20	\$32.20	0.00%
LORAIN	Grafton	\$20.23	\$20.23	0.00%		\$35.46	\$35.46	0.00%
LORAIN	Lorain	\$18.80	\$24.80	31.91%		\$35.00	\$39.00	11.43%
LORAIN	North Eaton	\$20.23	\$20.23	0.00%		\$35.46	\$35.46	0.00%
LORAIN	Oberlin	\$20.73	\$20.73	0.00%		\$40.95	\$40.95	0.00%
LORAIN	Wellington	\$20.23	\$20.23	0.00%		\$35.46	\$35.46	0.00%
LUCAS	Curtice-Oregon	\$20.73	\$20.73	0.00%		\$40.95	\$40.95	0.00%
LUCAS	Holland	\$24.25	\$30.25	24.74%		\$31.50	\$37.50	19.05%
LUCAS	Maumee	\$24.25	\$30.25	24.74%		\$31.50	\$37.50	19.05%
LUCAS	Richfield Center-Berkey	\$19.40	\$23.40	20.62%		\$43.45	\$43.45	0.00%
LUCAS	Sylvania	\$20.73	\$20.73	0.00%		\$40.95	\$40.95	0.00%
LUCAS	Toledo	\$24.25	\$30.25	24.74%		\$31.50	\$37.50	19.05%
LUCAS	Waterville	\$19.40	\$23.40	20.62%		\$43.45	\$43.45	0.00%
LUCAS	Whitehouse	\$24.25	\$30.25	24.74%		\$31.50	\$37.50	19.05%
MADISON	London	\$24.25	\$30.25	24.74%		\$31.50	\$37.50	19.05%
MADISON	Resaca	\$20.73	\$20.73	0.00%		\$40.95	\$40.95	0.00%
MADISON	Sedalia	\$24.25	\$30.25	24.74%		\$31.50	\$37.50	19.05%
MADISON	South Solon	\$24.25	\$30.25	24.74%		\$31.50	\$37.50	19.05%
MADISON	West Jefferson	\$24.25	\$30.25	24.74%		\$31.50	\$37.50	19.05%
MAHONING	Berlin Center	\$19.40	\$23.40	20.62%		\$41.25	\$41.25	0.00%
MAHONING	Canfield	\$24.25	\$30.25	24.74%		\$31.50	\$37.50	19.05%
MAHONING	Damascus	\$19.40	\$23.40	20.62%		\$41.25	\$41.25	0.00%
MAHONING	Lowellville	\$24.25	\$30.25	24.74%		\$31.50	\$37.50	19.05%
MAHONING	North Benton	\$19.40	\$23.40	20.62%		\$43.45	\$43.45	0.00%

Attachment B
Case No. 19-173-TP-ORD

COUNTY	EXCHANGE	Residential BLES Rate as of 3/20/2019	Residential BLES Rate as of 11/01/2021	Residential BLES Rate % Diff		Business BLES Rate as of 3/20/2019	Business BLES Rate as of 11/01/2021	Business BLES Rate % Diff
MAHONING	North Jackson	\$24.25	\$30.25	24.74%		\$31.50	\$37.50	19.05%
MAHONING	North Lima	\$24.25	\$30.25	24.74%		\$31.50	\$37.50	19.05%
MAHONING	Sebring	\$24.25	\$30.25	24.74%		\$31.50	\$37.50	19.05%
MAHONING	Youngstown	\$24.25	\$30.25	24.74%		\$31.50	\$37.50	19.05%
MARION	Caledonia	\$19.40	\$23.40	20.62%		\$36.80	\$37.00	0.54%
MARION	Green Camp	\$19.58	\$19.58	0.00%		\$34.16	\$34.16	0.00%
MARION	Larue	\$19.58	\$19.58	0.00%		\$34.16	\$34.16	0.00%
MARION	Marion Main	\$20.23	\$20.23	0.00%		\$35.46	\$35.46	0.00%
MARION	Morral	\$19.58	\$19.58	0.00%		\$34.16	\$34.16	0.00%
MARION	Prospect	\$20.23	\$20.23	0.00%		\$35.46	\$35.46	0.00%
MARION	Waldo	\$19.58	\$19.58	0.00%		\$34.16	\$34.16	0.00%
MEDINA	Brunswick	\$20.73	\$20.73	0.00%		\$40.95	\$40.95	0.00%
MEDINA	Chatham	\$19.58	\$19.58	0.00%		\$34.16	\$34.16	0.00%
MEDINA	Hinckley	\$18.75	\$22.00	17.33%		\$33.05	\$33.05	0.00%
MEDINA	Homerville	\$20.23	\$20.23	0.00%		\$35.46	\$35.46	0.00%
MEDINA	Lodi	\$19.58	\$19.58	0.00%		\$34.16	\$34.16	0.00%
MEDINA	Medina	\$20.23	\$20.23	0.00%		\$35.46	\$35.46	0.00%
MEDINA	Seville	\$19.58	\$19.58	0.00%		\$34.16	\$34.16	0.00%
MEDINA	Sharon Center	\$20.73	\$20.73	0.00%		\$40.95	\$40.95	0.00%
MEDINA	Spencer	\$19.58	\$19.58	0.00%		\$34.16	\$34.16	0.00%
MEDINA	Valley City	\$20.23	\$20.23	0.00%		\$35.46	\$35.46	0.00%
MEDINA	Wadsworth	\$20.73	\$20.73	0.00%		\$40.95	\$40.95	0.00%
MEDINA	Westfield Center	\$19.58	\$19.58	0.00%		\$34.16	\$34.16	0.00%
MEIGS	Chester	\$15.60	\$18.85	20.83%		\$26.80	\$26.80	0.00%
MEIGS	Letart Falls	\$18.93	\$18.93	0.00%		\$32.86	\$32.86	0.00%
MEIGS	Pomeroy	\$18.93	\$18.93	0.00%		\$32.86	\$32.86	0.00%
MEIGS	Portland	\$18.93	\$18.93	0.00%		\$32.86	\$32.86	0.00%
MERCER	Celina	\$19.58	\$19.58	0.00%		\$34.16	\$34.16	0.00%
MERCER	Coldwater	\$19.58	\$19.58	0.00%		\$34.16	\$34.16	0.00%
MERCER	Fort Recovery	\$18.47	\$18.47	0.00%		\$31.94	\$31.94	0.00%
MERCER	Maria Stein	\$19.58	\$19.58	0.00%		\$34.16	\$34.16	0.00%
MERCER	Mendon	\$18.93	\$18.93	0.00%		\$32.86	\$32.86	0.00%
MERCER	Rockford	\$19.40	\$23.40	20.62%		\$34.65	\$36.45	5.19%
MERCER	Wabash	\$17.70	\$17.70	0.00%		\$22.15	\$22.15	0.00%
MIAMI	Covington	\$14.05	\$17.30	23.13%		\$23.70	\$23.70	0.00%
MIAMI	Fletcher-Lena	\$24.25	\$30.25	24.74%		\$31.50	\$37.50	19.05%
MIAMI	Laura	\$19.58	\$19.58	0.00%		\$34.16	\$34.16	0.00%
MIAMI	Piqua	\$24.25	\$30.25	24.74%		\$31.50	\$37.50	19.05%

Attachment B
Case No. 19-173-TP-ORD

COUNTY	EXCHANGE	Residential BLES Rate as of 3/20/2019	Residential BLES Rate as of 11/01/2021	Residential BLES Rate % Diff		Business BLES Rate as of 3/20/2019	Business BLES Rate as of 11/01/2021	Business BLES Rate % Diff
MIAMI	Pleasant Hill	\$14.05	\$17.30	23.13%		\$23.70	\$23.70	0.00%
MIAMI	Tipp City	\$20.73	\$20.73	0.00%		\$40.95	\$40.95	0.00%
MIAMI	Troy	\$20.23	\$20.23	0.00%		\$35.46	\$35.46	0.00%
MIAMI	West Milton	\$20.73	\$20.73	0.00%		\$40.95	\$40.95	0.00%
MONROE	Beallsville	\$24.25	\$30.25	24.74%		\$31.50	\$37.50	19.05%
MONROE	Clarington	\$24.25	\$30.25	24.74%		\$31.50	\$37.50	19.05%
MONROE	Duffy	\$24.25	\$30.25	24.74%		\$31.50	\$37.50	19.05%
MONROE	Graysville	\$24.25	\$30.25	24.74%		\$31.50	\$37.50	19.05%
MONROE	Lewisville	\$24.25	\$30.25	24.74%		\$31.50	\$37.50	19.05%
MONROE	Woodsfield	\$24.25	\$30.25	24.74%		\$31.50	\$37.50	19.05%
MONTGOMERY	Brookville	\$20.73	\$20.73	0.00%		\$40.95	\$40.95	0.00%
MONTGOMERY	Centerville [MOT]	\$24.25	\$30.25	24.74%		\$31.50	\$37.50	19.05%
MONTGOMERY	Dayton	\$24.25	\$30.25	24.74%		\$31.50	\$37.50	19.05%
MONTGOMERY	Englewood	\$20.73	\$20.73	0.00%		\$40.95	\$40.95	0.00%
MONTGOMERY	Farmersville	\$20.73	\$20.73	0.00%		\$40.95	\$40.95	0.00%
MONTGOMERY	Germantown	\$20.20	\$23.37	15.69%		\$37.67	\$41.50	10.17%
MONTGOMERY	Liberty	\$20.73	\$20.73	0.00%		\$40.95	\$40.95	0.00%
MONTGOMERY	Miamisburg- W.Carrollton	\$24.25	\$30.25	24.74%		\$31.50	\$37.50	19.05%
MONTGOMERY	New Lebanon	\$20.73	\$20.73	0.00%		\$40.95	\$40.95	0.00%
MONTGOMERY	Phillipsburg	\$20.73	\$20.73	0.00%		\$40.95	\$40.95	0.00%
MONTGOMERY	Trotwood	\$20.73	\$20.73	0.00%		\$40.95	\$40.95	0.00%
MONTGOMERY	Vandalia	\$24.25	\$30.25	24.74%		\$31.50	\$37.50	19.05%
MORGAN	Chesterhill	\$17.30	\$23.30	34.68%		\$36.80	\$37.00	0.54%
MORGAN	McConnelsville	\$19.40	\$23.40	20.62%		\$34.65	\$36.45	5.19%
MORGAN	Pennsville	\$16.20	\$22.20	37.04%		\$32.45	\$36.45	12.33%
MORGAN	Reinersville-Hackney	\$19.40	\$23.40	20.62%		\$32.45	\$36.45	12.33%
MORGAN	Stockport	\$19.40	\$23.40	20.62%		\$32.45	\$36.45	12.33%
MORROW	Cardington	\$19.40	\$23.40	20.62%		\$36.80	\$37.00	0.54%
MORROW	Chesterville	\$19.40	\$23.40	20.62%		\$36.80	\$37.00	0.54%
MORROW	Johnsville	\$19.40	\$23.40	20.62%		\$39.05	\$40.00	2.43%
MORROW	Marengo	\$19.40	\$23.40	20.62%		\$34.65	\$36.45	5.19%
MORROW	Mount Gilead	\$19.40	\$23.40	20.62%		\$39.05	\$40.00	2.43%
MUSKINGUM	Adamsville	\$19.40	\$23.40	20.62%		\$39.05	\$40.00	2.43%
MUSKINGUM	Dresden	\$24.25	\$30.25	24.74%		\$31.50	\$37.50	19.05%
MUSKINGUM	Fazeysburg	\$19.40	\$23.40	20.62%		\$41.25	\$41.25	0.00%
MUSKINGUM	Fultonham	\$24.25	\$30.25	24.74%		\$31.50	\$37.50	19.05%
MUSKINGUM	New Concord	\$19.58	\$19.58	0.00%		\$34.16	\$34.16	0.00%
MUSKINGUM	Norwich	\$24.25	\$30.25	24.74%		\$31.50	\$37.50	19.05%

Attachment B
Case No. 19-173-TP-ORD

COUNTY	EXCHANGE	Residential BLES Rate as of 3/20/2019	Residential BLES Rate as of 11/01/2021	Residential BLES Rate % Diff		Business BLES Rate as of 3/20/2019	Business BLES Rate as of 11/01/2021	Business BLES Rate % Diff
MUSKINGUM	Philo	\$24.25	\$30.25	24.74%		\$31.50	\$37.50	19.05%
MUSKINGUM	Zanesville	\$24.25	\$30.25	24.74%		\$31.50	\$37.50	19.05%
NOBLE	Caldwell	\$18.47	\$18.47	0.00%		\$31.94	\$31.94	0.00%
NOBLE	Dexter City	\$18.47	\$18.47	0.00%		\$31.94	\$31.94	0.00%
NOBLE	Summerfield	\$18.47	\$18.47	0.00%		\$31.94	\$31.94	0.00%
OTTAWA	Elmore	\$20.73	\$20.73	0.00%		\$40.95	\$40.95	0.00%
OTTAWA	Genoa	\$20.73	\$20.73	0.00%		\$40.95	\$40.95	0.00%
OTTAWA	Marblehead	\$18.93	\$18.93	0.00%		\$32.86	\$32.86	0.00%
OTTAWA	Oak Harbor	\$18.47	\$18.47	0.00%		\$31.94	\$31.94	0.00%
OTTAWA	Port Clinton	\$18.93	\$18.93	0.00%		\$32.86	\$32.86	0.00%
OTTAWA	Put-In-Bay	\$18.03	\$18.03	0.00%		\$31.06	\$31.06	0.00%
PAULDING	Antwerp	\$18.47	\$18.47	0.00%		\$31.94	\$31.94	0.00%
PAULDING	Arthur	\$18.00	\$18.00	0.00%		\$26.40	\$26.40	0.00%
PAULDING	Grover Hill	\$22.25	\$22.25	0.00%		\$45.54	\$45.54	0.00%
PAULDING	Oakwood	\$13.77	\$13.77	0.00%		\$22.32	\$22.32	0.00%
PAULDING	Paulding	\$14.05	\$17.30	23.13%		\$23.70	\$23.70	0.00%
PAULDING	Payne	\$18.47	\$18.47	0.00%		\$31.94	\$31.94	0.00%
PERRY	Corning	\$24.25	\$30.25	24.74%		\$31.50	\$37.50	19.05%
PERRY	Crooksville	\$19.40	\$23.40	20.62%		\$39.05	\$40.00	2.43%
PERRY	Glenford	\$24.25	\$30.25	24.74%		\$31.50	\$37.50	19.05%
PERRY	Junction City	\$19.40	\$23.40	20.62%		\$39.05	\$40.00	2.43%
PERRY	New Lexington	\$24.25	\$30.25	24.74%		\$31.50	\$37.50	19.05%
PERRY	Roseville	\$24.25	\$30.25	24.74%		\$31.50	\$37.50	19.05%
PERRY	Shawnee	\$24.25	\$30.25	24.74%		\$31.50	\$37.50	19.05%
PERRY	Somerset	\$24.25	\$30.25	24.74%		\$31.50	\$37.50	19.05%
PERRY	Thornville	\$24.25	\$30.25	24.74%		\$31.50	\$37.50	19.05%
PICKAWAY	Ashville	\$20.73	\$20.73	0.00%		\$40.95	\$40.95	0.00%
PICKAWAY	Circleville	\$19.58	\$19.58	0.00%		\$34.16	\$34.16	0.00%
PICKAWAY	Mount Sterling	\$19.40	\$23.40	20.62%		\$43.45	\$43.45	0.00%
PICKAWAY	New Holland	\$24.25	\$30.25	24.74%		\$31.50	\$37.50	19.05%
PICKAWAY	Williamsport	\$18.93	\$18.93	0.00%		\$32.86	\$32.86	0.00%
PIKE	Beaver	\$18.93	\$18.93	0.00%		\$32.86	\$32.86	0.00%
PIKE	Idaho	\$18.93	\$18.93	0.00%		\$32.86	\$32.86	0.00%
PIKE	Piketon	\$18.93	\$18.93	0.00%		\$32.86	\$32.86	0.00%
PIKE	Waverly	\$18.93	\$18.93	0.00%		\$32.86	\$32.86	0.00%
PORTAGE	Atwater	\$24.25	\$30.25	24.74%		\$31.50	\$37.50	19.05%
PORTAGE	Aurora	\$18.75	\$22.00	17.33%		\$33.05	\$33.05	0.00%
PORTAGE	Garrettsville	\$19.58	\$19.58	0.00%		\$34.16	\$34.16	0.00%

Attachment B
Case No. 19-173-TP-ORD

COUNTY	EXCHANGE	Residential BLES Rate as of 3/20/2019	Residential BLES Rate as of 11/01/2021	Residential BLES Rate % Diff		Business BLES Rate as of 3/20/2019	Business BLES Rate as of 11/01/2021	Business BLES Rate % Diff
PORTAGE	Hiram	\$15.60	\$18.85	20.83%		\$26.80	\$26.80	0.00%
PORTAGE	Kent	\$24.25	\$30.25	24.74%		\$31.50	\$37.50	19.05%
PORTAGE	Lake Milton	\$19.40	\$23.40	20.62%		\$43.45	\$43.45	0.00%
PORTAGE	Mantua	\$24.25	\$30.25	24.74%		\$31.50	\$37.50	19.05%
PORTAGE	Mogadore	\$24.25	\$30.25	24.74%		\$31.50	\$37.50	19.05%
PORTAGE	Ravenna	\$24.25	\$30.25	24.74%		\$31.50	\$37.50	19.05%
PORTAGE	Rootstown	\$24.25	\$30.25	24.74%		\$31.50	\$37.50	19.05%
PORTAGE	Wayland	\$19.40	\$23.40	20.62%		\$39.05	\$40.00	2.43%
PORTAGE	Windham	\$19.40	\$23.40	20.62%		\$39.05	\$40.00	2.43%
PREBLE	Camden	\$19.40	\$23.40	20.62%		\$32.45	\$36.45	12.33%
PREBLE	Eaton	\$19.40	\$23.40	20.62%		\$34.65	\$36.45	5.19%
PREBLE	Eldorado	\$19.40	\$23.40	20.62%		\$36.80	\$37.00	0.54%
PREBLE	Gratis	\$20.23	\$20.23	0.00%		\$35.46	\$35.46	0.00%
PREBLE	Lewisburg	\$18.47	\$18.47	0.00%		\$31.94	\$31.94	0.00%
PREBLE	New Paris	\$19.40	\$23.40	20.62%		\$36.80	\$37.00	0.54%
PREBLE	West Alexandria	\$18.93	\$18.93	0.00%		\$32.86	\$32.86	0.00%
PREBLE	West Manchester	\$19.40	\$23.40	20.62%		\$36.80	\$37.00	0.54%
PUTNAM	Belmore	\$17.90	\$21.90	22.35%		\$28.14	\$32.00	13.72%
PUTNAM	Cloverdale	\$20.00	\$20.00	0.00%		\$20.00	\$20.00	0.00%
PUTNAM	Columbus Grove	\$14.12	\$18.12	28.33%		\$21.42	\$25.22	17.74%
PUTNAM	Continental	\$22.25	\$22.25	0.00%		\$45.54	\$45.54	0.00%
PUTNAM	Fort Jennings	\$8.50	\$8.50	0.00%		\$12.23	\$12.23	0.00%
PUTNAM	Gilboa	\$17.90	\$21.90	22.35%		\$28.14	\$32.00	13.72%
PUTNAM	Glandorf	\$7.85	\$7.85	0.00%		\$8.90	\$8.90	0.00%
PUTNAM	Kalida	\$6.45	\$6.45	0.00%		\$7.55	\$7.55	0.00%
PUTNAM	Leipsic	\$17.90	\$21.90	22.35%		\$28.14	\$32.00	13.72%
PUTNAM	Miller City	\$22.25	\$22.25	0.00%		\$45.54	\$45.54	0.00%
PUTNAM	North Creek	\$21.30	\$21.30	0.00%		\$30.45	\$30.45	0.00%
PUTNAM	Ottawa	\$19.40	\$23.40	20.62%		\$36.80	\$37.00	0.54%
PUTNAM	Ottoville	\$20.00	\$20.00	0.00%		\$20.00	\$20.00	0.00%
PUTNAM	Pandora	\$17.90	\$21.90	22.35%		\$28.14	\$32.00	13.72%
PUTNAM	Vaughnsville	\$18.00	\$18.00	0.00%		\$19.44	\$19.44	0.00%
RICHLAND	Adario	\$19.40	\$23.40	20.62%		\$36.80	\$37.00	0.54%
RICHLAND	Bellville	\$19.40	\$23.40	20.62%		\$39.05	\$40.00	2.43%
RICHLAND	Butler	\$19.40	\$23.40	20.62%		\$39.05	\$40.00	2.43%
RICHLAND	Lexington	\$19.40	\$23.40	20.62%		\$39.05	\$40.00	2.43%
RICHLAND	Lucas	\$19.40	\$23.40	20.62%		\$39.05	\$40.00	2.43%
RICHLAND	Mansfield	\$19.40	\$23.40	20.62%		\$39.05	\$40.00	2.43%

Attachment B
Case No. 19-173-TP-ORD

COUNTY	EXCHANGE	Residential BLES Rate as of 3/20/2019	Residential BLES Rate as of 11/01/2021	Residential BLES Rate % Diff		Business BLES Rate as of 3/20/2019	Business BLES Rate as of 11/01/2021	Business BLES Rate % Diff
RICHLAND	Plymouth	\$18.47	\$18.47	0.00%		\$31.94	\$31.94	0.00%
RICHLAND	Shelby	\$19.40	\$23.40	20.62%		\$39.05	\$40.00	2.43%
RICHLAND	Shiloh	\$19.40	\$23.40	20.62%		\$39.05	\$40.00	2.43%
ROSS	Bainbridge [ROS]	\$19.80	\$19.80	0.00%		\$39.80	\$39.80	0.00%
ROSS	Bourneville	\$19.80	\$19.80	0.00%		\$39.80	\$39.80	0.00%
ROSS	Chillicothe	\$19.80	\$19.80	0.00%		\$39.80	\$39.80	0.00%
ROSS	Clarksburg	\$19.80	\$19.80	0.00%		\$39.80	\$39.80	0.00%
ROSS	Frankfort	\$19.80	\$19.80	0.00%		\$39.80	\$39.80	0.00%
ROSS	Hallsville	\$19.80	\$19.80	0.00%		\$39.80	\$39.80	0.00%
ROSS	Kingston	\$19.80	\$19.80	0.00%		\$39.80	\$39.80	0.00%
ROSS	Londonderry	\$19.80	\$19.80	0.00%		\$39.80	\$39.80	0.00%
ROSS	Massieville	\$19.80	\$19.80	0.00%		\$39.80	\$39.80	0.00%
ROSS	Richmondale	\$19.80	\$19.80	0.00%		\$39.80	\$39.80	0.00%
SANDUSKY	Clyde	\$18.47	\$18.47	0.00%		\$31.94	\$31.94	0.00%
SANDUSKY	Fremont	\$24.25	\$30.25	24.74%		\$31.50	\$37.50	19.05%
SANDUSKY	Gibsonburg	\$19.58	\$19.58	0.00%		\$34.16	\$34.16	0.00%
SANDUSKY	Helena	\$19.58	\$19.58	0.00%		\$34.16	\$34.16	0.00%
SANDUSKY	Lindsey	\$24.25	\$30.25	24.74%		\$31.50	\$37.50	19.05%
SANDUSKY	Woodville	\$19.40	\$23.40	20.62%		\$43.45	\$43.45	0.00%
SCIOTO	Minford	\$18.00	\$18.00	0.00%		\$24.40	\$24.40	0.00%
SCIOTO	Portsmouth	\$20.23	\$20.23	0.00%		\$35.46	\$35.46	0.00%
SENECA	Attica	\$18.93	\$18.93	0.00%		\$32.86	\$32.86	0.00%
SENECA	Bascom	\$11.00	\$11.00	0.00%		\$13.35	\$13.35	0.00%
SENECA	Bettsville	\$20.23	\$20.23	0.00%		\$35.46	\$35.46	0.00%
SENECA	Bloomville	\$19.58	\$19.58	0.00%		\$34.16	\$34.16	0.00%
SENECA	Fostoria	\$24.25	\$30.25	24.74%		\$31.50	\$37.50	19.05%
SENECA	Green Springs	\$19.40	\$23.40	20.62%		\$39.05	\$40.00	2.43%
SENECA	McCutcheonville	\$11.50	\$11.50	0.00%		\$15.60	\$15.60	0.00%
SENECA	Melmore	\$13.40	\$13.40	0.00%		\$17.50	\$17.50	0.00%
SENECA	New Riegel	\$24.25	\$30.25	24.74%		\$31.50	\$37.50	19.05%
SENECA	Old Fort	\$19.40	\$23.40	20.62%		\$36.80	\$37.00	0.54%
SENECA	Republic	\$19.58	\$19.58	0.00%		\$34.16	\$34.16	0.00%
SENECA	Tiffin	\$24.25	\$30.25	24.74%		\$31.50	\$37.50	19.05%
SHELBY	Anna	\$19.40	\$23.40	20.62%		\$34.65	\$36.45	5.19%
SHELBY	Botkins	\$19.40	\$23.40	20.62%		\$36.80	\$37.00	0.54%
SHELBY	Fort Loramie	\$19.40	\$23.40	20.62%		\$36.80	\$37.00	0.54%
SHELBY	Jackson Center	\$19.40	\$23.40	20.62%		\$39.05	\$40.00	2.43%
SHELBY	Sidney	\$19.40	\$23.40	20.62%		\$36.80	\$37.00	0.54%

Attachment B
Case No. 19-173-TP-ORD

COUNTY	EXCHANGE	Residential BLES Rate as of 3/20/2019	Residential BLES Rate as of 11/01/2021	Residential BLES Rate % Diff		Business BLES Rate as of 3/20/2019	Business BLES Rate as of 11/01/2021	Business BLES Rate % Diff
STARK	Alliance	\$24.25	\$30.25	24.74%		\$31.50	\$37.50	19.05%
STARK	Beach City	\$20.23	\$20.23	0.00%		\$35.46	\$35.46	0.00%
STARK	Brewster	\$20.23	\$20.23	0.00%		\$35.46	\$35.46	0.00%
STARK	Canal Fulton	\$24.25	\$30.25	24.74%		\$31.50	\$37.50	19.05%
STARK	Canton	\$24.25	\$30.25	24.74%		\$31.50	\$37.50	19.05%
STARK	Hartville	\$24.25	\$30.25	24.74%		\$31.50	\$37.50	19.05%
STARK	Louisville	\$24.25	\$30.25	24.74%		\$31.50	\$37.50	19.05%
STARK	Magnolia-Waynesburg	\$24.25	\$30.25	24.74%		\$31.50	\$37.50	19.05%
STARK	Marlboro	\$24.25	\$30.25	24.74%		\$31.50	\$37.50	19.05%
STARK	Massillon	\$24.25	\$30.25	24.74%		\$31.50	\$37.50	19.05%
STARK	Minerva	\$20.73	\$20.73	0.00%		\$40.95	\$40.95	0.00%
STARK	Navarre	\$24.25	\$30.25	24.74%		\$31.50	\$37.50	19.05%
STARK	North Canton	\$24.25	\$30.25	24.74%		\$31.50	\$37.50	19.05%
STARK	Paris	\$20.73	\$20.73	0.00%		\$40.95	\$40.95	0.00%
STARK	Uniontown	\$24.25	\$30.25	24.74%		\$31.50	\$37.50	19.05%
STARK	Wilmot	\$20.73	\$20.73	0.00%		\$40.95	\$40.95	0.00%
SUMMIT	Akron	\$24.25	\$30.25	24.74%		\$31.50	\$37.50	19.05%
SUMMIT	Greensburg	\$24.25	\$30.25	24.74%		\$31.50	\$37.50	19.05%
SUMMIT	Hudson	\$15.60	\$18.85	20.83%		\$26.80	\$26.80	0.00%
SUMMIT	Manchester [SUM]	\$24.25	\$30.25	24.74%		\$31.50	\$37.50	19.05%
SUMMIT	Montrose [SUM]	\$20.73	\$20.73	0.00%		\$40.95	\$40.95	0.00%
SUMMIT	Northfield	\$18.75	\$22.00	17.33%		\$33.05	\$33.05	0.00%
SUMMIT	Peninsula	\$18.05	\$18.85	4.43%		\$31.65	\$31.65	0.00%
SUMMIT	Richfield	\$18.75	\$22.00	17.33%		\$33.05	\$33.05	0.00%
SUMMIT	Twinsburg	\$18.75	\$22.00	17.33%		\$33.05	\$33.05	0.00%
TRUMBULL	Bristolville	\$19.40	\$23.40	20.62%		\$39.05	\$40.00	2.43%
TRUMBULL	Cortland	\$19.40	\$23.40	20.62%		\$43.45	\$43.45	0.00%
TRUMBULL	Girard	\$24.25	\$30.25	24.74%		\$31.50	\$37.50	19.05%
TRUMBULL	Greene	\$19.40	\$23.40	20.62%		\$36.80	\$37.00	0.54%
TRUMBULL	Hartford	\$19.40	\$23.40	20.62%		\$39.05	\$40.00	2.43%
TRUMBULL	Hubbard	\$24.25	\$30.25	24.74%		\$31.50	\$37.50	19.05%
TRUMBULL	Johnston	\$19.40	\$23.40	20.62%		\$39.05	\$40.00	2.43%
TRUMBULL	Kinsman	\$19.40	\$23.40	20.62%		\$39.05	\$40.00	2.43%
TRUMBULL	Kirtland	\$24.25	\$30.25	24.74%		\$31.50	\$37.50	19.05%
TRUMBULL	Mesopotamia	\$15.60	\$18.85	20.83%		\$26.80	\$26.80	0.00%
TRUMBULL	Newton Falls	\$19.40	\$23.40	20.62%		\$39.05	\$40.00	2.43%
TRUMBULL	Niles	\$24.25	\$30.25	24.74%		\$31.50	\$37.50	19.05%
TRUMBULL	North Bloomfield	\$21.73	\$25.73	18.41%		\$34.30	\$38.00	10.79%

Attachment B
Case No. 19-173-TP-ORD

COUNTY	EXCHANGE	Residential BLES Rate as of 3/20/2019	Residential BLES Rate as of 11/01/2021	Residential BLES Rate % Diff		Business BLES Rate as of 3/20/2019	Business BLES Rate as of 11/01/2021	Business BLES Rate % Diff
TRUMBULL	Sharon	\$24.25	\$30.25	24.74%		\$31.50	\$37.50	19.05%
TRUMBULL	Warren	\$19.40	\$23.40	20.62%		\$39.05	\$40.00	2.43%
TUSCARAWAS	Baltic	\$19.58	\$19.58	0.00%		\$34.16	\$34.16	0.00%
TUSCARAWAS	Bolivar	\$20.73	\$20.73	0.00%		\$40.95	\$40.95	0.00%
TUSCARAWAS	Gnadenhutten	\$24.25	\$30.25	24.74%		\$31.50	\$37.50	19.05%
TUSCARAWAS	Mineral City	\$19.58	\$19.58	0.00%		\$34.16	\$34.16	0.00%
TUSCARAWAS	New Philadelphia	\$20.23	\$20.23	0.00%		\$35.46	\$35.46	0.00%
TUSCARAWAS	Newcomerstown	\$24.25	\$30.25	24.74%		\$31.50	\$37.50	19.05%
TUSCARAWAS	Strasburg	\$19.58	\$19.58	0.00%		\$34.16	\$34.16	0.00%
TUSCARAWAS	Sugarcreek	\$19.58	\$19.58	0.00%		\$34.16	\$34.16	0.00%
TUSCARAWAS	Uhrichsville	\$24.25	\$30.25	24.74%		\$31.50	\$37.50	19.05%
UNION	Byhalia	\$19.40	\$23.40	20.62%		\$34.65	\$36.45	5.19%
UNION	Magnetic Springs	\$19.40	\$23.40	20.62%		\$36.80	\$37.00	0.54%
UNION	Marysville	\$19.40	\$23.40	20.62%		\$34.65	\$36.45	5.19%
UNION	Milford Center	\$19.40	\$23.40	20.62%		\$36.80	\$37.00	0.54%
UNION	Plain City	\$20.73	\$20.73	0.00%		\$40.95	\$40.95	0.00%
UNION	Raymond	\$19.40	\$23.40	20.62%		\$34.65	\$36.45	5.19%
UNION	Richwood	\$18.03	\$18.03	0.00%		\$31.06	\$31.06	0.00%
UNION	York Center	\$19.40	\$23.40	20.62%		\$34.65	\$36.45	5.19%
VAN WERT	Convoy	\$18.93	\$18.93	0.00%		\$32.86	\$32.86	0.00%
VAN WERT	Middle Point	\$12.55	\$14.55	15.94%		\$13.80	\$15.80	14.49%
VAN WERT	Ohio City	\$18.93	\$18.93	0.00%		\$32.86	\$32.86	0.00%
VAN WERT	Scott	\$18.93	\$18.93	0.00%		\$32.86	\$32.86	0.00%
VAN WERT	Van Wert	\$19.40	\$23.40	20.62%		\$34.65	\$36.45	5.19%
VAN WERT	Venedocia	\$19.40	\$23.40	20.62%		\$39.05	\$40.00	2.43%
VAN WERT	Willshire-Wren	\$18.93	\$18.93	0.00%		\$32.86	\$32.86	0.00%
VINTON	McArthur	\$18.03	\$18.03	0.00%		\$31.06	\$31.06	0.00%
VINTON	Wilkesville	\$18.47	\$18.47	0.00%		\$31.94	\$31.94	0.00%
WARREN	Butler	\$20.35	\$20.35	0.00%		\$24.50	\$24.50	0.00%
WARREN	Franklin	\$24.25	\$30.25	24.74%		\$31.50	\$37.50	19.05%
WARREN	Lebanon	\$19.40	\$23.40	20.62%		\$39.05	\$40.00	2.43%
WARREN	Mason	\$19.40	\$23.40	20.62%		\$43.45	\$43.45	0.00%
WARREN	Morrow	\$19.40	\$23.40	20.62%		\$43.45	\$43.45	0.00%
WARREN	South Lebanon	\$19.40	\$23.40	20.62%		\$43.45	\$43.45	0.00%
WARREN	Waynesville	\$19.40	\$23.40	20.62%		\$43.45	\$43.45	0.00%
WASHINGTON	Barlow	\$19.58	\$19.58	0.00%		\$34.16	\$34.16	0.00%
WASHINGTON	Bartlett	\$17.30	\$23.30	34.68%		\$36.80	\$37.00	0.54%
WASHINGTON	Belpre	\$24.25	\$30.25	24.74%		\$31.50	\$37.50	19.05%

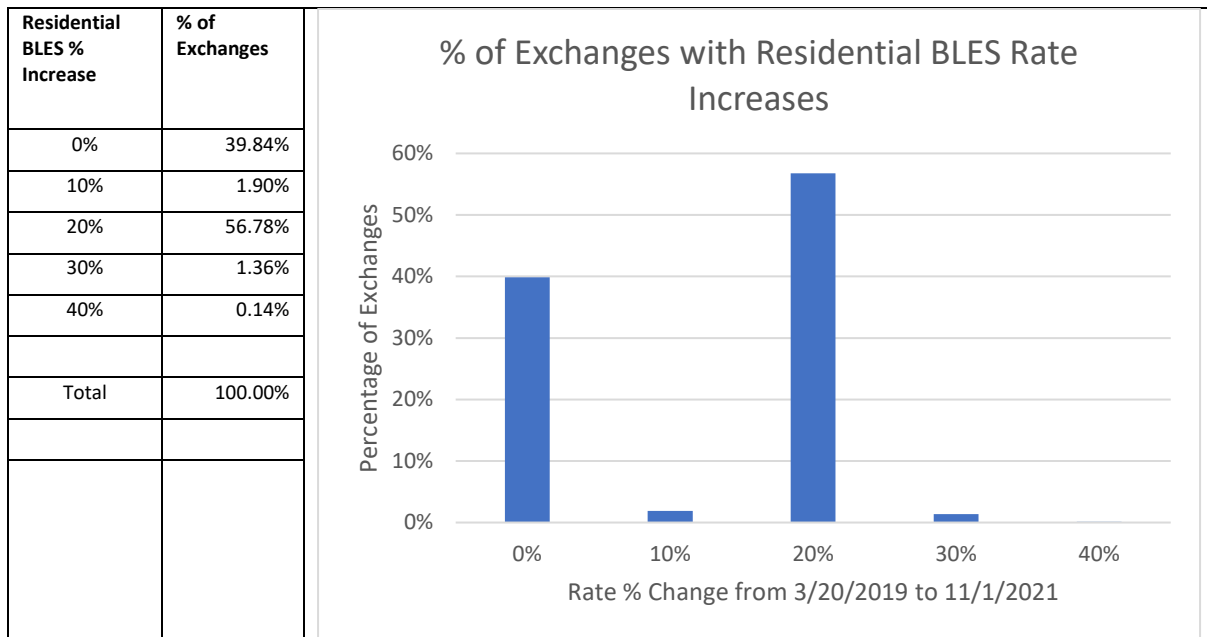
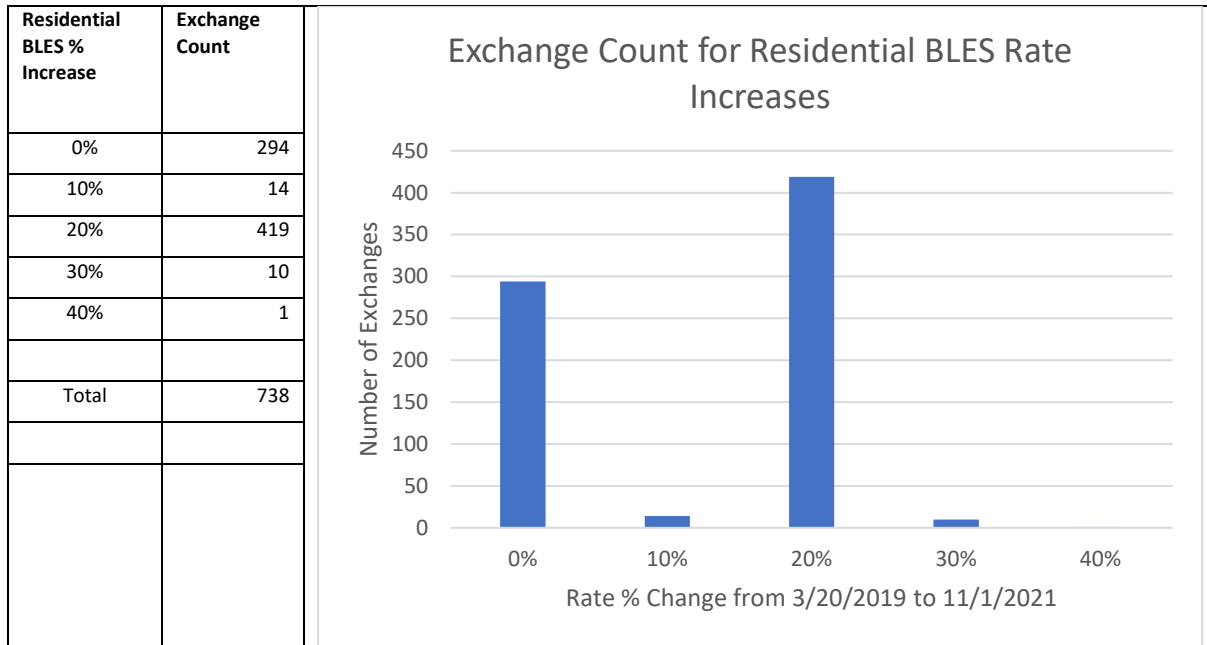
Attachment B
Case No. 19-173-TP-ORD

COUNTY	EXCHANGE	Residential BLES Rate as of 3/20/2019	Residential BLES Rate as of 11/01/2021	Residential BLES Rate % Diff		Business BLES Rate as of 3/20/2019	Business BLES Rate as of 11/01/2021	Business BLES Rate % Diff
WASHINGTON	Beverly	\$19.58	\$19.58	0.00%		\$34.16	\$34.16	0.00%
WASHINGTON	Little Hocking	\$15.60	\$18.85	20.83%		\$26.80	\$26.80	0.00%
WASHINGTON	Lowell	\$19.58	\$19.58	0.00%		\$34.16	\$34.16	0.00%
WASHINGTON	Lower Salem	\$19.58	\$19.58	0.00%		\$34.16	\$34.16	0.00%
WASHINGTON	Marietta	\$24.25	\$30.25	24.74%		\$31.50	\$37.50	19.05%
WASHINGTON	New Matamoras	\$24.25	\$30.25	24.74%		\$31.50	\$37.50	19.05%
WASHINGTON	Newport	\$24.25	\$30.25	24.74%		\$31.50	\$37.50	19.05%
WASHINGTON	Watertown	\$19.58	\$19.58	0.00%		\$34.16	\$34.16	0.00%
WAYNE	Apple Creek	\$19.40	\$23.40	20.62%		\$34.65	\$36.45	5.19%
WAYNE	Burbank	\$19.58	\$19.58	0.00%		\$34.16	\$34.16	0.00%
WAYNE	Congress	\$19.58	\$19.58	0.00%		\$34.16	\$34.16	0.00%
WAYNE	Creston	\$19.58	\$19.58	0.00%		\$34.16	\$34.16	0.00%
WAYNE	Dalton	\$24.25	\$30.25	24.74%		\$31.50	\$37.50	19.05%
WAYNE	Doylestown	\$16.55	\$19.05	15.11%		\$26.15	\$28.65	9.56%
WAYNE	Fredericksburg	\$19.40	\$23.40	20.62%		\$36.80	\$37.00	0.54%
WAYNE	Kidron	\$19.40	\$23.40	20.62%		\$39.05	\$40.00	2.43%
WAYNE	Marshallville	\$19.40	\$23.40	20.62%		\$36.80	\$37.00	0.54%
WAYNE	Orrville	\$19.40	\$23.40	20.62%		\$36.80	\$37.00	0.54%
WAYNE	Rittman	\$19.40	\$23.40	20.62%		\$43.45	\$43.45	0.00%
WAYNE	Shreve	\$19.40	\$23.40	20.62%		\$36.80	\$37.00	0.54%
WAYNE	Smithville	\$19.40	\$23.40	20.62%		\$36.80	\$37.00	0.54%
WAYNE	Sterling	\$19.40	\$23.40	20.62%		\$36.80	\$37.00	0.54%
WAYNE	West Salem	\$18.47	\$18.47	0.00%		\$31.94	\$31.94	0.00%
WAYNE	Wooster	\$19.40	\$23.40	20.62%		\$39.05	\$40.00	2.43%
WILLIAMS	Bryan	\$19.58	\$19.58	0.00%		\$34.16	\$34.16	0.00%
WILLIAMS	Cooney	\$6.48	\$6.48	0.00%		\$12.33	\$12.33	0.00%
WILLIAMS	Edgerton	\$18.93	\$18.93	0.00%		\$32.86	\$32.86	0.00%
WILLIAMS	Edon	\$18.93	\$18.93	0.00%		\$32.86	\$32.86	0.00%
WILLIAMS	Evansport	\$19.58	\$19.58	0.00%		\$34.16	\$34.16	0.00%
WILLIAMS	Montpelier	\$18.93	\$18.93	0.00%		\$32.86	\$32.86	0.00%
WILLIAMS	Pioneer	\$18.47	\$18.47	0.00%		\$31.94	\$31.94	0.00%
WILLIAMS	Stryker	\$19.40	\$23.40	20.62%		\$36.80	\$37.00	0.54%
WILLIAMS	West Unity	\$18.93	\$18.93	0.00%		\$32.86	\$32.86	0.00%
WOOD	Bloomdale	\$19.40	\$23.40	20.62%		\$39.05	\$40.00	2.43%
WOOD	Bowling Green	\$19.58	\$19.58	0.00%		\$34.16	\$34.16	0.00%
WOOD	Cygnets	\$19.40	\$23.40	20.62%		\$36.80	\$37.00	0.54%
WOOD	Grand Rapids	\$20.73	\$20.73	0.00%		\$40.95	\$40.95	0.00%
WOOD	Haskins-Tontogany	\$20.73	\$20.73	0.00%		\$40.95	\$40.95	0.00%

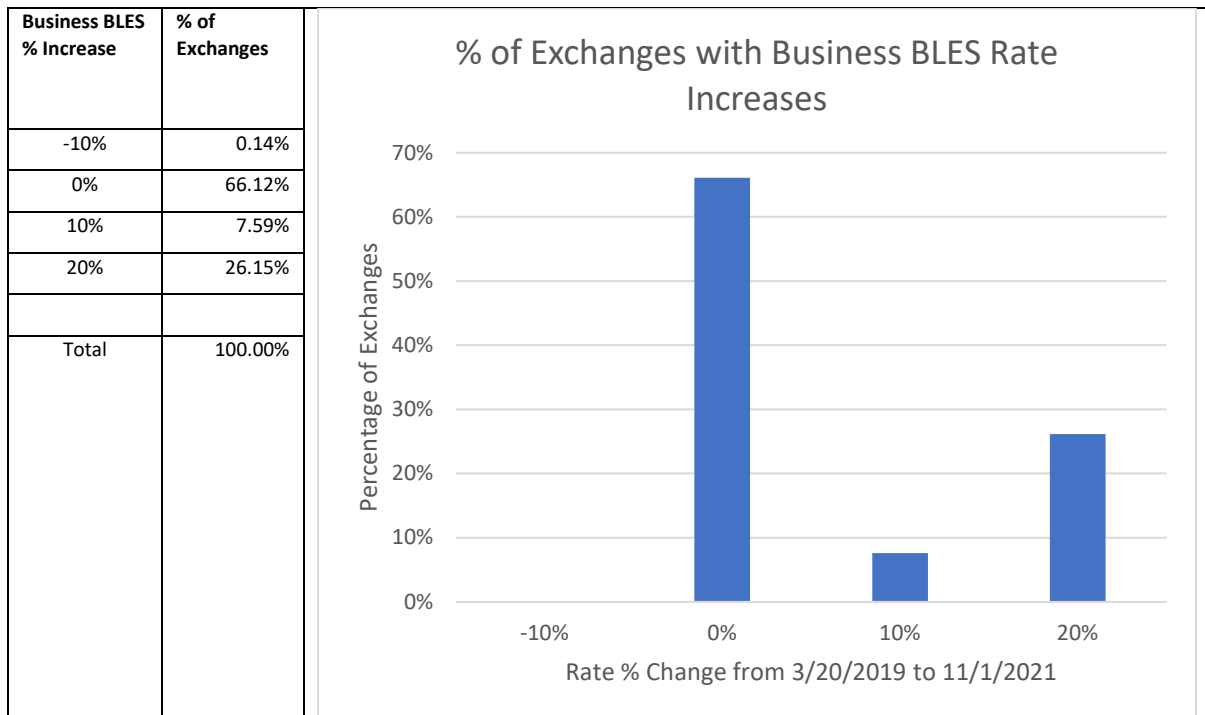
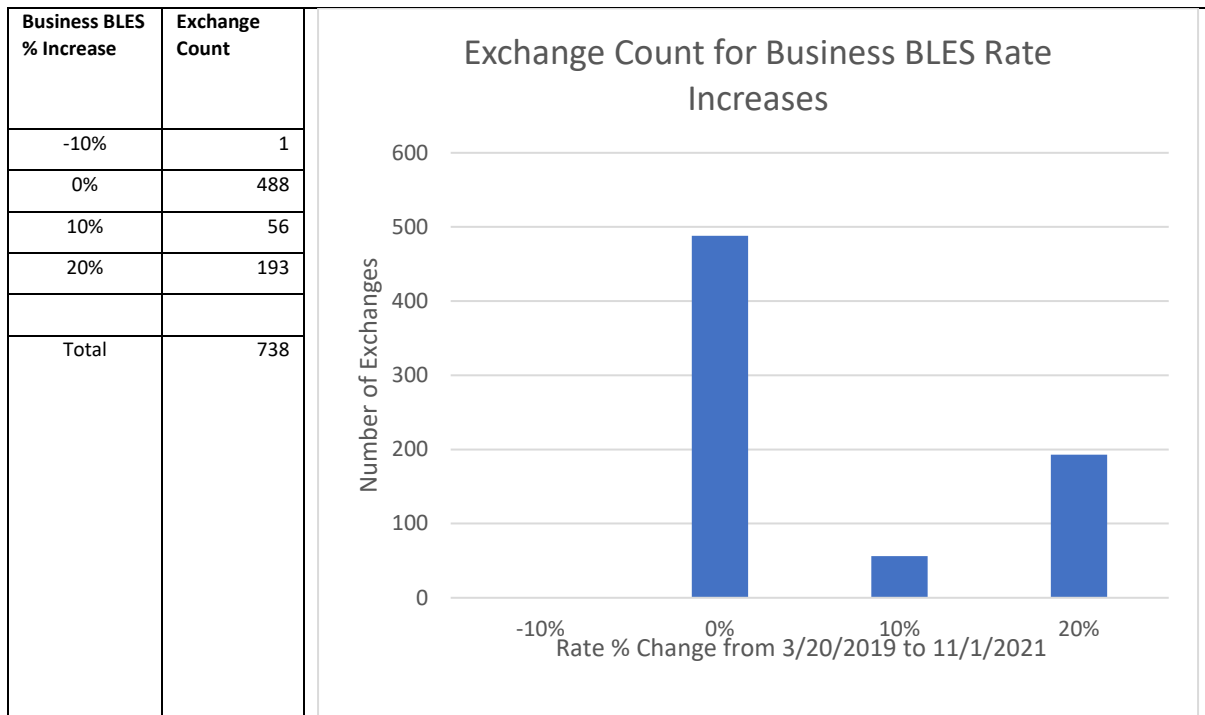
Attachment B
Case No. 19-173-TP-ORD

COUNTY	EXCHANGE	Residential BLES Rate as of 3/20/2019	Residential BLES Rate as of 11/01/2021	Residential BLES Rate % Diff		Business BLES Rate as of 3/20/2019	Business BLES Rate as of 11/01/2021	Business BLES Rate % Diff
WOOD	Luckey	\$19.40	\$23.40	20.62%		\$43.45	\$43.45	0.00%
WOOD	Moline	\$19.40	\$23.40	20.62%		\$43.45	\$43.45	0.00%
WOOD	North Baltimore	\$18.47	\$18.47	0.00%		\$31.94	\$31.94	0.00%
WOOD	Pemberville	\$19.58	\$19.58	0.00%		\$34.16	\$34.16	0.00%
WOOD	Perrysburg	\$24.25	\$30.25	24.74%		\$31.50	\$37.50	19.05%
WOOD	Portage	\$19.40	\$23.40	20.62%		\$36.80	\$37.00	0.54%
WOOD	Risingsun	\$19.40	\$23.40	20.62%		\$39.05	\$40.00	2.43%
WOOD	Stony Ridge	\$19.40	\$23.40	20.62%		\$43.45	\$43.45	0.00%
WOOD	Wayne-Bradner	\$19.58	\$19.58	0.00%		\$34.16	\$34.16	0.00%
WOOD	Weston	\$19.58	\$19.58	0.00%		\$34.16	\$34.16	0.00%
WYANDOT	Carey	\$20.23	\$20.23	0.00%		\$35.46	\$35.46	0.00%
WYANDOT	Harpster	\$20.23	\$20.23	0.00%		\$35.46	\$35.46	0.00%
WYANDOT	Nevada	\$19.58	\$19.58	0.00%		\$34.16	\$34.16	0.00%
WYANDOT	Sycamore	\$11.50	\$11.50	0.00%		\$15.60	\$15.60	0.00%
WYANDOT	Upper Sandusky	\$24.25	\$30.25	24.74%		\$31.50	\$37.50	19.05%
WYANDOT	Wharton	\$18.93	\$18.93	0.00%		\$32.86	\$32.86	0.00%

Attachment C
Case No. 19-173-TP-ORD



Attachment C
Case No. 19-173-TP-ORD



**This foregoing document was electronically filed with the Public Utilities
Commission of Ohio Docketing Information System on**

12/15/2021 2:51:36 PM

in

Case No(s). 19-0173-TP-ORD

Summary: Entry directing that public comment be provided relative to the attached Commission Staff report regarding local telephone service issued pursuant to Substitute House Bill 402 electronically filed by Heather A. Chilcote on behalf of Public Utilities Commission of Ohio