

LIVE REPORT

NRG ENERGY, INC.

Tradestyle(s): NRG

ACTIVE HEADQUARTERS

D-U-N-S Number: 79-342-2213

Phone: +1 713-537-3000

Address: 910 Louisiana St, Houston, TX, 77002, United States Of America

Web: www.nrgenergy.com

Endorsement: steven.stiles@nrg.com

Exclude from

☐

Portfolio Insight:

Summary

KEY DATA ELEMENTS (Formerly: SCORE BAR)

KDE Name		Current Status	Details
Failure Score Raw	↑	1429	Moderate to High Risk of severe financial stress.
Failure Score Class	↑	4	Moderate to High Risk of severe financial stress
Earnings Before Interest and Taxes (EBIT)		1,162,000,000	Source: EDGAR, FISCAL, 12-31-2020
EBITDA		1,836,000,000	Source: EDGAR, FISCAL, 12-31-2020
Current Ratio		3.15	Source: EDGAR, FISCAL, 12-31-2020
Delinquency Score Class	↑	2	Low to Moderate Risk of severe payment delinquency
Delinquency Score Raw	↑	545	Low to Moderate Risk of severe payment delinquency.
Failure Score	↑	27	Moderate to High Risk of severe financial stress.
PAYDEX®	↓	68	17 days beyond terms
Delinquency Score	↑	78	Low to Moderate Risk of severe payment delinquency.
D&B Viability Rating		<div><div>2</div><div>7</div><div>A</div><div>A</div></div>	View More Details
Bankruptcy Found		Y	Number: 1 Most recent filing date: 05/14/03
D&B Rating		5A3	5A indicates 50 million and over, Credit appraisal of 3 is fair

COMPANY PROFILE ⓘ

D-U-N-S 79-342-2213	Mailing Address UNITED STATES	Annual Sales 9,093,000,000
Legal Form Corporation (US)	Telephone +1 713-537-3000	Net Worth 1,517,000,000
History Record Business	Website www.nrgenergy.com	Employees 4,104 (240 here)
Date Incorporated 05/29/1992	Present Control Succeeded 1989	Age (Year Started) 32 Years (1989)
State of Incorporation DELAWARE		Named Principal Mauricio Gutierrez, PRES-CEO
Ownership Public: NRG(NYS)		Line of Business Electric services
		SIC 49110000
		NAICS 221118

OVERALL BUSINESS RISK ⓘ

Dun & Bradstreet thinks...

HIGH	MODERATE-HIGH	MODERATE	LOW-MODERATE	LOW
------	---------------	----------	--------------	-----

Overall assessment of this organization over the next 12 months:	Stable Condition Due To Large Business Size
Based on the predicted risk of business discontinuation:	Exhibiting-Higher-Than-Average-Risk-Of-Financial-Stress-Or-Discontinued-Operations
Based on the predicted risk of severely delinquent payments:	Low Potential For Severely Delinquent Payments

D&B MAX CREDIT RECOMMENDATION ⓘ

MAXIMUM CREDIT RECOMMENDATION
US\$ 5,300,000
The recommended limit is based on a moderately low probability of severe delinquency.

FAILURE SCORE ⓘ (Formerly Financial Stress Score)

Company's Risk Level

MODERATE

Probability of failure over the next 12 months

0.55 %

High Risk (1)

27

Low Risk (100)

Past 12 Months

Low Risk

High Risk

DELINQUENCY SCORE ⓘ (Formerly Commercial Credit Score)

Company's Risk Level

LOW-MODERATE

Probability of delinquency over the next 12 months

2.83 %

High Risk (1)

Low Risk (100)

Past 12 Months

Low Risk

High Risk

VIABILITY RATING SUMMARY ⓘ

Viability Score

High Risk (9)

2

Low Risk (1)

Data Depth Indicator

Descriptive (G)

A

Predictive (A)

Portfolio Comparison

High Risk (9)

7

Low Risk (1)

Financial Data

Available

Trade Payments

Available: 3+Trade

Company Size

Large

Years in Business

Established

D&B PAYDEX® ⓘ

High Risk (1)

68

Low Risk (100)

17 days beyond terms

Past 24 Months

Low Risk

High Risk

D&B PAYDEX - 3 MONTHS ⓘ

High Risk (1)

67

Low Risk (100)

18 days beyond terms

PAYDEX® TREND CHART ⓘ

△ This Company

▮ Industry Benchmark

D&B RATING ⓘ

Financial Strength

5A : 50,000,000 and over in Net Worth or Equity

Risk Indicator

3 : Moderate Risk

Current Rating as of

06/15/2021

FRAUD RISK SCORE INFORMATION

i

No Fraud Risk Score is Available

2

LEGAL EVENTS		
Events	Occurrences	Last Filed
Bankruptcies	0	05/14/2003
Judgements	1	05/23/2018
Liens	6	02/12/2020
Suits	2	06/15/2018
UCC	286	12/02/2020

FINANCIAL OVERVIEW - BALANCE SHEET

Balance Sheet ^[1]	Amount ^[2]	Last 3 Years
Net Worth	1,680,000,000	<div><div></div><div></div><div></div></div>
Total Current Assets	6,028,000,000	<div><div></div><div></div><div></div></div>
Total Assets	14,902,000,000	<div><div></div><div></div><div></div></div>
Total Current Liabilities	1,915,000,000	<div><div></div><div></div><div></div></div>
Working Capital/Net Current Assets	4,113,000,000	<div><div></div><div></div><div></div></div>
Total Liabilities	13,222,000,000	<div><div></div><div></div><div></div></div>
Long Term Liabilities	11,307,000,000	<div><div></div><div></div><div></div></div>
<div>1. Fiscal (Consolidated) 12/31/2020</div> <div>2. (In Single Units)</div> <div>Source: Edgar</div>		

TRADE PAYMENTS

Highest Past Due:

1,000,000

Highest Now Owing

7,000,000

Total Trade Experiences

432

Largest High Credit

7,000,000

FINANCIAL OVERVIEW - PROFIT AND LOSS

Profit & Loss ^[1]	Amount ^[2]	Last 3 Years
Sales	9,093,000,000	<div><div></div><div></div><div></div></div>
EBIT	1,162,000,000	<div><div></div><div></div><div></div></div>
EBITDA	1,836,000,000	<div><div></div><div></div><div></div></div>
Net Income	510,000,000	<div><div></div><div></div><div></div></div>
<div>1. Fiscal (Consolidated) 12/31/2020</div> <div>2. (In Single Units)</div> <div>Source: Edgar</div>		

OWNERSHIP

Subsidiaries

369

Branches

56

Total Members

609

This company is a Global Ultimate, Domestic Ultimate, Headquarters, Parent.


	Global Ultimate	Domestic Ultimate
Name	NRG ENERGY, INC.	NRG ENERGY, INC.
Country	UNITED STATES	UNITED STATES
D-U-N-S	79-342-2213	79-342-2213
Others	-	-

FINANCIAL OVERVIEW - KEY BUSINESS RATIOS

Key Business Ratios	Business Ratio
Current Ratio	3.15
Quick Ratio	2.51
Current Liabilities/Net Worth	1.14
Sales to Net Working Capital	2.21
Interest Coverage	2.9
Debt to Equity	7.87
Source: Edgar	


WEB & SOCIAL

POWERED BY FIRSTRAIN

 NNPC prioritises safety, partners Fire service


The Guardian Nigeria

25-Jul-2021

 Tudor Investment Corp Et Al Takes Position in NRG Energy, Inc. (NYSE:NRG)


WKRB Financial News

23-Jul-2021

 Start with Customers. Arrive at Solutions.


Virtual Strategy Magazine

22-Jul-2021

 NRG Energy, Inc. (NYSE:NRG) Declares \$0.33 Quarterly Dividend


Dispatch Tribunal

22-Jul-2021

 Reliant Energy, city of Dallas to distribute free air conditioning units for South Dallas residents


DALLAS NEWS

21-Jul-2021

 NRG Energy declares \$0.325 dividend (NYSE:NRG)


Seeking Alpha

20-Jul-2021

 NRG Energy, Inc. to Report Second Quarter 2021 Financial Results on August 5, 2021


Business Wire

20-Jul-2021

 NRG Energy, Inc. Announces Quarterly Dividend


Business Wire, Inc.

20-Jul-2021

 Luminus Management LLC Reduces Stock Holdings in NRG Energy, Inc. (NYSE:NRG)

WKRB Financial News

20-Jul-2021

 Steadfast Capital Management LP Has \$225.58 Million Holdings in NRG Energy, Inc. (NYSE:NRG)

MR Modern Readers

19-Jul-2021

Load More


COUNTRY/REGIONAL INSIGHT



United States Of America

Business continuity risk is elevated as both historic drought and extreme heat in the Northwest threaten agricultural output and power supplies, while fire risks escalate.

Risk Category



STOCK PERFORMANCE

Symbol	Last Price	Change	% Change
NRG	40.71	-0.29 	-0.71%
History		Performance	
Daily High	41.44	Market Cap	9,963,933,834
Daily Low	40.84	PE:	32.5680
52-Week High	44.88	EPS:	1.25
52-Week Low	28.81	Div/Yield	1.25

The scores and ratings included in this report are designed as a tool to assist the user in making their own credit related decisions, and should be used as part of a balanced and complete assessment relying on the knowledge and expertise of the reader, and where appropriate on other information sources. The score and rating models are developed using statistical analysis in order to generate a prediction of future events. Dun & Bradstreet monitors the performance of thousands of businesses in order to identify characteristics common to specific business events. These characteristics are weighted by significance to form rules within its models that identify other businesses with similar characteristics in order to provide a score or rating.

Dun & Bradstreet's scores and ratings are not a statement of what will happen but an indication of what is more likely to happen based on previous experience. Though Dun & Bradstreet uses extensive procedures to maintain the quality of its information, Dun & Bradstreet cannot guarantee that it is accurate, complete or timely, and this may affect the included scores and ratings. Your use of this report is subject to applicable law, and to the terms of your agreement with Dun & Bradstreet.

Risk Assessment

D&B RISK ASSESSMENT

Dun & Bradstreet thinks...

- Overall assessment of this organization over the next 12 months: **STABLE CONDITION DUE TO LARGE BUSINESS SIZE**
- Based on the predicted risk of business discontinuation: **EXHIBITING-HIGHER-THAN-AVERAGE-RISK-OF-FINANCIAL-STRESS-OR-DISCONTINUED-OPERATIONS**
- Based on the predicted risk of severely delinquent payments: **LOW POTENTIAL FOR SEVERELY DELINQUENT PAYMENTS**

MAXIMUM CREDIT RECOMMENDATION

US\$ 5,300,000

The recommended limit is based on a moderately low probability of severe delinquency.

D&B VIABILITY RATING SUMMARY

The D&B Viability Rating uses D&B's proprietary analytics to compare the most predictive business risk indicators and deliver a highly reliable assessment of the probability that a company will go out of business, become dormant/inactive, or file for bankruptcy/insolvency within the next 12 months. The D&B Viability Rating is made up of 4 components:

<p>Viability Score Compared to All US Businesses within the D&B Database:</p> <ul style="list-style-type: none"> • Level of Risk:Low Risk • Businesses ranked 2 have a probability of becoming no longer viable: 2 % • Percentage of businesses ranked 2: 4 % • Across all US businesses, the average probability of becoming no longer viable:14 % 	<p>Portfolio Comparison Compared to All US Businesses within the same MODEL SEGMENT:</p> <ul style="list-style-type: none"> • Model Segment :Available Financial Data • Level of Risk:Moderate-High Risk • Businesses ranked 7 within this model segment have a probability of becoming no longer viable: 1 % • Percentage of businesses ranked 7 with this model segment: 10 % • Within this model segment, the average probability of becoming no longer viable:0.6 %
<p>Data Depth Indicator Data Depth Indicator:</p> <ul style="list-style-type: none"> ✓ Rich Firmographics ✓ Extensive Commercial Trading Activity ✓ Comprehensive Financial Attributes <p>Greater data depth can increase the precision of the D&B Viability Rating assessment.</p> <p>To help improve the current data depth of this company, you can ask D&B to make a personalized request to this company on your behalf to obtain its latest financial information. To make the request, click the link below. Note, the company must be saved to a folder before the request can be made.</p> <p>Request Financial Statements</p> <p>Reference the FINANCIALS tab for this company to monitor the status of your request.</p>	<p>Company Profile: Company Profile Details:</p> <ul style="list-style-type: none"> • Financial Data: True • Trade Payments: Available: 3+Trade • Company Size: Large: Employees:50+ or Sales: \$500K+ • Years in Business: Established: 5+ <div> <div>A</div> <div> <div>Financial Data</div> <div>True</div> </div> <div> <div>Trade Payments</div> <div>Available: 3+Trade</div> </div> <div> <div>Company Size</div> <div>Large</div> </div> <div> <div>Years in Business</div> <div>Established</div> </div> </div>

FAILURE SCORE FORMERLY FINANCIAL STRESS SCORE



Level of Risk Moderate	Raw Score 1429	Probability of Failure 0.55 %	Average Probability of Failure for Businesses in D&B Database 0.48	Class 4
----------------------------------	--------------------------	---	--	-------------------

Business and Industry Trends

△ FAILURE SCORE ▤ Industry Median Quartile

BUSINESS AND INDUSTRY COMPARISON

Norms	National %
This Business	27
Region:(WEST SOUTH CENTRAL)	44
Industry:INFRASTRUCTURE	43
Employee range:(500+)	61
Years in Business:(26+)	77

DELINQUENCY SCORE FORMERLY COMMERCIAL CREDIT SCORE



Level of Risk Low-Moderate	Raw Score 545	Probability of Delinquency 2.83 %	Compared to Businesses in D&B Database 10.2 %	Class 2
--------------------------------------	-------------------------	---	---	-------------------

Business and Industry Trends

Median	-	77	-	-	77	-	-	77	-	-	77	-	
Lower	-	72	-	-	72	-	-	72	-	-	71	-	

TRADE PAYMENTS BY CREDIT EXTENDED (Based on 12 months of data)													
Range of Credit Extended (US\$)				Number of Payment Experiences				Total Value				% Within Terms	
100,000 & over				25				US\$ 12,750,000				66	
50,000 - 99,999				34				US\$ 2,320,000				61	
15,000 - 49,999				71				US\$ 1,765,000				66	
5,000 - 14,999				82				US\$ 630,000				63	
1,000 - 4,999				66				US\$ 132,000				55	
Less than 1,000				54				US\$ 16,650				63	

TRADE PAYMENTS BY INDUSTRY (BASED ON 24 MONTHS OF DATA)													
Collapse All Expand All													
Industry Category▲	Number of Payment Experiences	Largest High Credit (US\$)	% Within Terms (Expand to View)	1 - 30 Days Late (%)	31 - 60 Days Late (%)	61 - 90 Days Late (%)	91 + Days Late (%)						
▼13 - Oil and Gas Extraction	1	60,000	0	100	0	0	0						
1389 - Oil/gas field service	1	60,000	0	100	0	0	0						
▼14 - Mining and Quarrying of Non-metallic Minerals except Fuels	1	100,000	0	50	50	0	0						
1423 - Granite mining	1	100,000	0	50	50	0	0						
▼15 - Building Construction - General Contractors and Operative Builders	5	75,000	5	35	1	0	59						
1531 - Operative builders	5	75,000	5	35	1	0	59						
▼17 - Construction - Special Trade Contractors	1	75,000	100	0	0	0	0						
1711 - Mechanical contractor	1	75,000	100	0	0	0	0						
▼27 - Printing, Publishing and Allied Industries	5	75,000	253	0	0	144	3						
2759 - Misc coml printing	2	75,000	3	0	0	94	3						
2711 - Newspaper-print/publ	1	2,500	50	0	0	50	0						
2731 - Books-print/publish	1	2,500	100	0	0	0	0						
2741 - Misc publishing	1	1,000	100	0	0	0	0						
▼28 - Chemicals and Allied Products	1	20,000	100	0	0	0	0						
2813 - Mfg industrial gases	1	20,000	100	0	0	0	0						
▼32 - Stone, Clay, Glass, and Concrete Products	1	10,000	100	0	0	0	0						
3274 - Mfg lime	1	10,000	100	0	0	0	0						
▼34 - Fabricated Metal Products except Machinery and Transportation Equipment	6	10,000	254	150	96	0	0						
3491 - Mfg industrial valves	2	2,500	4	0	96	0	0						
3443 - Mfg plate work	1	10,000	0	100	0	0	0						
3498 - Mfg fab pipe/fitting	1	2,500	100	0	0	0	0						
3479 - Coating/engrave svcs	1	750	100	0	0	0	0						
3444 - Mfg sheet metalwork	1	500	50	50	0	0	0						
▼35 - Industrial and Commercial Machinery and Computer Equipment	25	300,000	466	186	68	68	212						
3585 - Mfg refrig/heat equip	7	100,000	70	0	12	18	0						
3561 - Mfg pumping equipment	5	300,000	61	36	1	0	2						
3534 - Mfg elevator/escaltrs	5	55,000	85	0	5	0	10						
3579 - Mfg misc office eqpt	2	100	100	0	0	0	0						
3571 - Mfg computers	1	10,000	50	0	0	50	0						
3535 - Mfg conveyors	1	10,000	50	50	0	0	0						
3572 - Mfg computer storage	1	5,000	0	0	0	0	100						
3594 - Mfg fluid power pumps	1	2,500	0	0	0	0	100						
3593 - Mfg cylinder/actuator	1	1,000	0	100	0	0	0						
3564 - Mfg blowers/fans	1	1,000	50	0	50	0	0						
▼36 - Electronic and other electrical equipment and components except computer equipment	8	100,000	198	17	61	13	11						
3625 - Mfg	5	45,000	48	17	11	13	11						

relays/controls							
3613 - Mfg switchgear-boards	2	100,000	100	0	0	0	0
3679 - Mfg elect. components	1	5,000	50	0	50	0	0
▼37 - Transportation Equipment	1	10,000	0	0	0	100	0
3724 - Mfg plane engine/part	1	10,000	0	0	0	100	0
▼38 - Measuring Analyzing and Controlling Instruments; Photographic Medical and Optical Goods; Watches and Clocks	31	500,000	529	226	0	45	0
3823 - Mfg process controls	12	500,000	96	4	0	0	0
3824 - Mfg fluid meters	9	55,000	76	24	0	0	0
3861 - Mfg photograph equip	3	15,000	47	8	0	45	0
3825 - Mfg electric test prd	3	15,000	60	40	0	0	0
3842 - Mfg surgical supplies	1	35,000	50	50	0	0	0
3829 - Mfg measure devices	1	7,500	100	0	0	0	0
3841 - Mfg medical instrmnt	1	2,500	100	0	0	0	0
3851 - Mfg ophthalmic goods	1	250	0	100	0	0	0
▼39 - Miscellaneous Manufacturing Industries	5	2,500	59	12	29	0	0
3993 - Mfg signs/ad specltys	5	2,500	59	12	29	0	0
▼40 - Railroad Transportation	1	5,000	0	0	0	0	100
4011 - Railroad	1	5,000	0	0	0	0	100
▼42 - Motor Freight Transportation and Warehousing	1	2,500	0	100	0	0	0
4213 - Trucking non-local	1	2,500	0	100	0	0	0
▼48 - Communications	16	200,000	195	50	4	50	1
4813 - Telephone communictns	10	200,000	99	0	0	0	1
4812 - Radiotelephone commun	5	100,000	96	0	4	0	0
4833 - Television station	1	2,500	0	50	0	50	0
▼49 - Electric, Gas and Sanitary Services	6	100,000	150	0	50	0	0
4911 - Electric services	5	100,000	100	0	0	0	0
4924 - Natural gas distrib	1	10,000	50	0	50	0	0
▼50 - Wholesale Trade - Durable Goods	99	400,000	819	362	172	3	44
5085 - Whol industrial suppl	30	400,000	78	20	0	0	2
5084 - Whol industrial equip	24	100,000	58	17	20	2	3
5063 - Whol electrical equip	12	50,000	48	44	0	0	8
5074 - Whol plumb/hydronics	11	60,000	77	21	1	1	0
5065 - Whol electronic parts	6	100,000	94	4	1	0	1
5049 - Whol misc profsn eqpt	5	10,000	64	6	0	0	30
5051 - Whol metal	3	5,000	100	0	0	0	0
5044 - Whol office equipment	2	2,500	100	0	0	0	0
5083 - Whol farm/garden mach	1	20,000	50	0	50	0	0
5087 - Whol service equip	1	15,000	50	50	0	0	0
5013 - Whol auto parts	1	5,000	0	100	0	0	0
5072 - Whol hardware	1	2,500	0	0	100	0	0
5021 - Whol furniture	1	2,500	100	0	0	0	0
5045 - Whol computers/softwr	1	250	0	100	0	0	0
▼51 - Wholesale Trade - Nondurable Goods	24	65,000	336	37	7	15	5
5169 - Whol chemicals	16	65,000	72	16	7	0	5
5172 - Whol petroleum prdts	6	20,000	64	21	0	15	0
5113 - Whol service	1	5,000	100	0	0	0	0

paper							
5153 - Whol grain/field bean	1	250	100	0	0	0	0
▼55 - Automotive Dealers and Gasoline Service Stations	1	45,000	100	0	0	0	0
5541 - Gas service station	1	45,000	100	0	0	0	0
▼57 - Home Furniture Furnishings and Equipment Stores	1	7,000,000	50	50	0	0	0
5734 - Ret computer/software	1	7,000,000	50	50	0	0	0
▼59 - Miscellaneous Retail	5	20,000	173	25	0	0	2
5999 - Ret misc merchandise	3	20,000	75	25	0	0	0
5943 - Ret stationery	2	1,000	98	0	0	0	2
▼60 - Depository Institutions	1	10,000	100	0	0	0	0
6021 - Natnl commercial bank	1	10,000	100	0	0	0	0
▼61 - Nondepository Credit Institutions	14	100,000	163	30	2	5	0
6159 - Misc business credit	8	45,000	94	4	0	2	0
6153 - Short-trm busn credit	6	100,000	69	26	2	3	0
▼63 - Insurance Carriers	1	30,000	0	0	0	100	0
6351 - Surety insurance	1	30,000	0	0	0	100	0
▼73 - Business Services	22	200,000	543	98	52	7	0
7359 - Misc equipment rental	6	200,000	58	2	33	7	0
7381 - Detective/guard svcs	5	35,000	78	22	0	0	0
7374 - Data processing svcs	5	15,000	62	19	19	0	0
7363 - Help supply service	2	85,000	94	6	0	0	0
7361 - Employment agency	2	20,000	51	49	0	0	0
7353 - Hvy const eqpt rental	1	95,000	100	0	0	0	0
7389 - Misc business service	1	500	100	0	0	0	0
▼75 - Automotive Repair, Services and Parking	4	200,000	100	0	50	50	0
7537 - Transmission repair	3	200,000	100	0	0	0	0
7513 - Truck rental/leasing	1	2,500	0	0	50	50	0
▼87 - Engineering Accounting Research Management and Related Services	16	600,000	243	119	31	0	7
8711 - Engineering services	9	600,000	62	7	31	0	0
8748 - Business consulting	5	60,000	31	62	0	0	7
8732 - Nonphysical research	1	20,000	50	50	0	0	0
8741 - Management services	1	15,000	100	0	0	0	0
▼91 - Executive Legislative and General Government except Finance	1	5,000	100	0	0	0	0
9111 - Executive office	1	5,000	100	0	0	0	0
▼92 - Justice, Public Order and Safety	1	100	100	0	0	0	0
9211 - Court	1	100	100	0	0	0	0
▼93 - Public Finance Taxation and Monetary Policy	11	100,000	100	0	0	0	0
9311 - Public finance	11	100,000	100	0	0	0	0
▼96 - Administration of Economic Programs	1	50	100	0	0	0	0
9611 - Admin economic prgm	1	50	100	0	0	0	0
▼99 - Nonclassifiable Establishments	16	1,000,000	100	0	0	0	0
9999 - Nonclassified	16	1,000,000	100	0	0	0	0

TRADE LINES

Date of Experience	Payment Status	Selling Terms	High Credit (US\$)	Now Owes (US\$)	Past Due (US\$)	Months Since Last Sale
06/21	Pays Promptly	-	15,000	15,000	15,000	Between 4 and 5 Months
06/21	Pays Promptly	-	10,000	0	0	1
06/21	Pays Promptly	-	10,000	2,500	0	1
06/21	Pays Promptly	-	7,500	0	0	Between 6 and 12 Months
06/21	Pays Prompt to Slow 30+	-	45,000	2,500	0	1
06/21	Pays Prompt to Slow 60+	-	2,500	0	0	Between 6 and 12 Months
06/21	Pays Prompt to Slow 90+	-	35,000	30,000	30,000	Between 4 and 5 Months
06/21	Pays Slow 10+	-	50,000	40,000	0	1
05/21	Pays Promptly	-	300,000	200,000	7,500	1
05/21	Pays Promptly	-	100,000	30,000	7,500	1
05/21	Pays Promptly	-	100,000	100,000	0	1
05/21	Pays Promptly	-	90,000	90,000	0	1
05/21	Pays Promptly	-	75,000	0	0	Between 6 and 12 Months
05/21	Pays Promptly	-	60,000	0	0	Between 6 and 12 Months
05/21	Pays Promptly	-	45,000	25,000	0	1
05/21	Pays Promptly	N45	30,000	15,000	0	1
05/21	Pays Promptly	-	20,000	15,000	0	1
05/21	Pays Promptly	N45	20,000	20,000	0	1
05/21	Pays Promptly	-	10,000	2,500	0	1
05/21	Pays Promptly	-	10,000	10,000	0	1
05/21	Pays Promptly	N30	7,500	0	0	Between 6 and 12 Months
05/21	Pays Promptly	-	5,000	0	0	Between 4 and 5 Months
05/21	Pays Promptly	-	5,000	0	0	1
05/21	Pays Promptly	-	5,000	0	0	Between 6 and 12 Months
05/21	Pays Promptly	N60	2,500	250	250	1
05/21	Pays Promptly	-	2,500	1,000	0	1
05/21	Pays Promptly	-	2,500	0	0	Between 4 and 5 Months
05/21	Pays Promptly	-	2,500	0	0	Between 4 and 5 Months
05/21	Pays Promptly	Lease Agreeemnt	2,500	2,500	0	1
05/21	Pays Promptly	-	2,500	0	0	Between 2 and 3 Months
05/21	Pays Promptly	-	2,500	1,000	0	1
05/21	Pays Promptly	-	1,000	250	0	1
05/21	Pays Promptly	-	1,000	1,000	0	1
05/21	Pays Promptly	-	1,000	0	0	Between 2 and 3 Months
05/21	Pays Promptly	-	1,000	0	0	Between 6 and 12 Months
05/21	Pays Promptly	-	1,000	0	0	1
05/21	Pays Promptly	-	1,000	0	0	1
05/21	Pays Promptly	Lease Agreeemnt	1,000	1,000	0	1
05/21	Pays Promptly	Lease Agreeemnt	1,000	1,000	0	1
05/21	Pays Promptly	-	750	500	0	1
05/21	Pays Promptly	N30	750	0	0	Between 6 and 12 Months
05/21	Pays Promptly	-	500	500	0	1
05/21	Pays Promptly	-	500	500	0	1
05/21	Pays Promptly	-	500	100	0	1
05/21	Pays Promptly	-	250	0	0	Between 6 and 12 Months
05/21	Pays Promptly	-	250	250	0	1
05/21	Pays Promptly	-	250	250	0	1
05/21	Pays Promptly	N30	100	0	0	Between 6 and 12 Months
05/21	Pays Promptly	-	100	0	0	1
05/21	Pays Promptly	-	100	100	0	1
05/21	Pays Promptly	-	100	0	0	1
05/21	Pays Prompt to Slow 15+	N30	15,000	5,000	0	1
05/21	Pays Prompt to Slow 30+	-	60,000	5,000	250	1
05/21	Pays Prompt to Slow 30+	-	55,000	25,000	0	1
05/21	Pays Prompt to Slow 30+	-	20,000	1,000	0	1
05/21	Pays Prompt to Slow 30+	N60	15,000	0	0	Between 2 and 3 Months
05/21	Pays Prompt to Slow 30+	-	15,000	500	500	1
05/21	Pays Prompt to Slow 60+	N60	200,000	200,000	40,000	1
05/21	Pays Prompt to Slow 60+	-	5,000	0	0	Between 2 and 3 Months
05/21	Pays Prompt to Slow 60+	-	2,500	0	0	1
05/21	Pays Prompt to Slow 90+	-	10,000	0	0	Between 2 and 3 Months
05/21	Pays Prompt to Slow 90+	-	5,000	5,000	5,000	Between 2 and 3 Months
05/21	Pays Prompt to Slow 150+	-	50	50	50	Between 4 and 5 Months
05/21	Pays Slow 5+	N30	500	50	0	1
05/21	Pays Slow 30+	-	10,000	5,000	5,000	1
05/21	Pays Slow 30+	-	7,500	0	0	Between 6 and 12 Months
05/21	Pays Slow 30+	-	1,000	0	0	Between 6 and 12 Months
05/21	Pays Slow 30+	-	1,000	0	0	Between 6 and 12 Months
05/21	Pays Slow 30+	-	1,000	500	0	Between 2 and 3 Months
05/21	Pays Slow 30-60+	-	40,000	2,500	2,500	1
05/21	Pays Slow 60+	N30	2,500	0	0	Between 6 and 12 Months
05/21	Pays Slow 60+	-	500	500	500	Between 2 and 3 Months
05/21	Pays Slow 60-90+	-	80,000	0	0	Between 2 and 3 Months
05/21	Pays Slow 90+	N60	7,500	1,000	1,000	-
05/21	Pays Slow 90+	N60	5,000	5,000	5,000	-
05/21	Pays Slow 90+	N30	1,000	0	0	Between 6 and 12 Months
05/21	Pays Slow 30-90+	N30	1,000	500	50	1
05/21	Pays Slow 30-120+	N30	2,500	0	0	Between 6 and 12 Months
05/21	-	Cash account	0	0	0	1
05/21	-	Cash account	0	0	0	1

OTHER PAYMENT CATEGORIES			
Other Payment Categories	Experience	Total Amount	
Cash experiences	86	US\$ 21,900	
Payment record unknown	7	US\$ 3,100	
Unfavorable comments	3	US\$ 3,000	
Placed for collections	3	US\$ 0	
Total in D&B's file	432	US\$ 17,641,650	

Corporate Linkage

Increase your understanding of the links and risks between your customers and suppliers with D&B's Interactive Global Family Tree

DOMESTIC ULTIMATE		
Company	City , State	D-U-N-S® NUMBER
NRG ENERGY, INC.	HOUSTON , Texas	79-342-2213

SUBSIDIARIES (DOMESTIC)		
Company	City , State	D-U-N-S® NUMBER
SUNRISE POWER COMPANY, LLC	FELLOWS , California	02-364-2627
NRG CHALK POINT, LLC	PRINCETON , New Jersey	02-642-0989
NRG LONG BEACH INC.	MINNEAPOLIS , Minnesota	02-822-4637
NRG ASIA-PACIFIC, LTD.	MINNEAPOLIS , Minnesota	02-822-4777
NRG PACGEN INC	MINNEAPOLIS , Minnesota	02-824-5822
NRG PITTSBURGH THERMAL INC	MINNEAPOLIS , Minnesota	02-825-1143
NRG POWER MARKETING LLC	PRINCETON , New Jersey	02-825-5070

NRG POWER MARKETING LLC	PRINCETON , New Jersey	02-623-3373
NRG SAN DIEGO INC	MINNEAPOLIS , Minnesota	02-825-8890
NRG SERVICES CORPORATION	MINNEAPOLIS , Minnesota	02-826-4344
RELIANT ENERGY RETAIL HOLDINGS, LLC	HOUSTON , Texas	02-969-1099
NRG OPERATING SERVICES, INC.	MINNEAPOLIS , Minnesota	04-974-3193
LOUISIANA GENERATING LLC	PRINCETON , New Jersey	06-263-1809
NRG OF SAN DIEGO, INC.	SAN DIEGO , California	08-525-8411
GREGORY POWER PARTNERS, LLC	GREGORY , Texas	09-946-3148
RRI ENERGY SERVICES, LLC	HOUSTON , Texas	36-143-9698
NRG ROCKFORD ACQUISITION, LLC	MINNEAPOLIS , Minnesota	10-347-2010
MIDWEST GENERATION, LLC	PRINCETON , New Jersey	11-446-6571
TEXAS GENCO OPERATING SERVICES LLC	HOUSTON , Texas	12-080-7255
NRG CALIFORNIA NORTH LLC	WALNUT CREEK , California	12-609-4205
GENON ENERGY MANAGEMENT, LLC	HOUSTON , Texas	12-609-5772
NRG NELSON TURBINES LLC	MINNEAPOLIS , Minnesota	13-211-9111
BERRIANS I GAS TURBINE POWER LLC	MINNEAPOLIS , Minnesota	13-159-6996
NRG FINANCE COMPANY LLC	MINNEAPOLIS , Minnesota	13-159-7119
NRG NEW ROADS HOLDINGS LLC	MINNEAPOLIS , Minnesota	13-159-7176
NRG EASTERN LLC	MINNEAPOLIS , Minnesota	13-159-7226
This list is limited to the first 25 subsidiaries.		

SUBSIDIARIES (INTERNATIONAL)

Company	City , Country or Region	D-U-N-S® NUMBER
7549709 Canada Inc	TORONTO , CANADA	20-405-7695
7711565 Canada Inc	MARKHAM , CANADA	20-438-6066
Direct Energy Marketing Limited	CALGARY , CANADA	24-703-0505
SUNSHINE STATE POWER B.V.	GLADSTONE , AUSTRALIA	74-278-5590

BRANCHES (DOMESTIC)

Company	City , State	D-U-N-S® NUMBER
NRG ENERGY, INC.	VIENNA , Maryland	01-060-6726
NRG ENERGY, INC.	MIDDLETOWN , Connecticut	03-808-5663
NRG ENERGY, INC.	NEWCASTLE , Oklahoma	04-834-2575
NRG ENERGY, INC.	SOMERSET , Massachusetts	06-827-3940
NRG ENERGY, INC.	AVON LAKE , Ohio	12-328-5686
NRG ENERGY, INC.	MILFORD , Connecticut	12-282-1759
NRG ENERGY, INC.	NORWALK , Connecticut	12-839-0791
NRG ENERGY, INC.	DUNKIRK , New York	18-303-0659
NRG ENERGY, INC.	NEW ROADS , Louisiana	01-358-9982
NRG ENERGY, INC.	EL SEGUNDO , California	61-400-6158
NRG ENERGY, INC.	MILLSBORO , Delaware	78-171-7962
NRG ENERGY, INC.	OXNARD , California	87-827-1998
NRG ENERGY, INC.	OSWEGO , New York	95-790-9849
NRG ENERGY, INC.	MINNEAPOLIS , Minnesota	95-662-1015
NRG ENERGY, INC.	AUBURN , Massachusetts	94-644-5897
NRG ENERGY, INC.	BAYTOWN , Texas	92-643-5181
NRG ENERGY, INC.	HOUSTON , Texas	92-678-2996
NRG ENERGY, INC.	SEARCY , Arkansas	01-699-7144
NRG ENERGY, INC.	NEW ROADS , Louisiana	82-887-8822
NRG ENERGY, INC.	LA PORTE , Texas	01-341-6181

NRG ENERGY, INC.	CARLSBAD , California	80-121-0944
NRG ENERGY, INC.	NEW FLORENCE , Pennsylvania	83-316-8821
NRG ENERGY, INC.	LONG BEACH , California	79-632-8032
NRG ENERGY, INC.	NEW ROADS , Louisiana	01-757-9449
NRG ENERGY, INC.	SAINT PAUL , Minnesota	82-469-8427
This list is limited to the first 25 branches.		

This information may not be reproduced in whole or in part by any means of reproduction.

Legal Events

The following Public Filing data is for information purposes only and is not the official record. Certified copies can only be obtained from the official source.

Bankruptcies	Judgements	Liens	Suits	UCCs
Yes	1	6	2	286
Latest Filing: 05/14/2003	Latest Filing: 05/23/2018	Latest Filing: 02/12/2020	Latest Filing: 06/15/2018	Latest Filing: 12/02/2020

EVENTS	
Bankruptcy - Bankruptcy under Chapter 11 of the U.S. bankruptcy law	
Filing Date	05/14/2003
Filing Number	03-13024
Status	Closed
Date Status Attained	03/06/2009
Received Date	08/18/2015
chapter	11
Legal event subject	NRG ENERGY, INC, 901 MARQUETTE AVE, MINNEAPOLIS, MN, 55402
Bankruptcy Judge	PRUDENCE CARTER BEATTY
Trustees	CAROLYN S SCHWARTZ
Court	US BANKRUPTCY COURT, ONE BOWLING GREEN, 6TH FL, NEW YORK, NY, 10004
Attorneys	MATTHEW ALLEN CANTOR, KIRKLAND & ELLIS, 153 E 53RD ST 39TH FLOOR, NEW YORK, NY, 10022
Bankruptcy - Bankruptcy under Chapter 11 of the U.S. bankruptcy law	
Filing Date	11/22/2002
Filing Number	02-33483
Status	Closed
Date Status Attained	08/06/2003
Received Date	08/18/2015
chapter	11
Legal event subject	NRG Energy Inc, 901 Marquette Ave Ste 2300, Minneapolis, MN, 55402
Bankruptcy Judge	Gregory F Kishel
Court	U S Bankruptcy Court, 316 ROBERTS ST N STE 200, St Paul, MN, 55101
Judgement - Court Judgement	
Filing Date	05/23/2018
Filing Number	000499494
Date Status Attained	11/02/2018
Received Date	11/02/2018
Award	US\$ 7,022
Debtors	NRG ENERGY INC, STATEN ISLAND, NY
Creditors	COMMISSIONER OF LABOR STATE OF NEW YORK
Court	RICHMOND COUNTY SUPREME COURT, STATEN ISLAND, NY
Lien - Tax Lien	
Filing Date	02/12/2020
Filing Number	DJ 033783 20
Status	Open
Date Status Attained	02/12/2020
Received Date	02/17/2020

Amount	US\$ 13,686
Debtors	NRG ENERGY INC
Creditors	DIV OF EMPLOYER ACCOUNTS
Court	SUPERIOR COURT OF NEW JERSEY, TRENTON, NJ
Lien - Tax Lien	
Filing Date	01/21/2020
Filing Number	202000477967
Status	Open
Date Status Attained	01/21/2020
Received Date	01/31/2020
Debtors	NRG ENERGY INC AND OTHERS
Creditors	GROUND/WATER TREATMENT & TECHNOLOGY LLC, WHARTON, NJ
Court	MONTGOMERY COUNTY CIRCUIT COURT, ROCKVILLE, MD
Lien - Tax Lien	
Filing Date	02/28/2018
Filing Number	1802280405
Status	Void
Date Status Attained	04/23/2018
Received Date	05/23/2018
Amount	US\$ 263,366
Debtors	NRG HOME SOLAR, WALL TOWNSHIP, NJ AND OTHERS
Creditors	CA EMPLOYMENT DEVELOPMENT DEPARTMENT
Court	SACRAMENTO COUNTY RECORDERS OFFICE, SACRAMENTO, CA
Lien - Tax Lien	
Filing Date	06/07/2017
Filing Number	3185583
Status	Open
Date Status Attained	06/07/2017
Received Date	07/18/2017
Amount	US\$ 8
Debtors	NRG HOME SOLAR, CHICOPEE, MA
Creditors	TOWN OF GROTON, GROTON, CT
Court	UCC COMMERCIAL RECORDING DIVISION, HARTFORD, CT
Lien - Tax Lien	
Filing Date	05/24/2017
Filing Number	000478294
Status	Release
Date Status Attained	09/07/2017
Received Date	09/07/2017
Amount	US\$ 90,391
Debtors	NRG ENERGY INC, STATEN ISLAND, NY
Creditors	COMMISSIONER OF LABOR STATE OF NEW YORK
Court	RICHMOND COUNTY SUPREME COURT, STATEN ISLAND, NY
Lien - Tax Lien	
Filing Date	03/27/2017
Filing Number	2017-03889
Status	Open
Date Status Attained	03/27/2017
Received Date	05/04/2017
Amount	US\$ 596
Debtors	NRG ENGERY INC
Creditors	PENNSYLVANIA DEPARTMENT OF REVENUE
Court	CUMBERLAND COUNTY PROTHONOTARY, CARLISLE, PA

Suit	
Filing Date	06/15/2018
Filing Number	201800449687V
Status	Pending
Date Status Attained	06/15/2018
Received Date	06/22/2018
Plaintiffs	HAI, SAMRANG T, SILVER SPRING, MD
Defendant	NRG ENERGY, DICKERSON, MD
Defendant	AND OTHERS
Court	MONTGOMERY COUNTY CIRCUIT COURT, ROCKVILLE, MD
Suit	
Filing Date	05/14/2013
Filing Number	201300011415
Status	Pending
Date Status Attained	05/14/2013
Received Date	05/18/2013
Cause	Breach Of Contract
Plaintiffs	AMERICAN ELECTRICAL TESTING CO INC, CANTON, MA
Defendant	NRG ENERGY INC
Defendant	AND OTHERS
Court	MONTGOMERY COUNTY PROTHONOTARY, NORRISTOWN, PA
UCC Filing - Original	
Filing Date	04/30/2018
Filing Number	2018 2926141
Received Date	06/15/2018
Collateral	All Assets
Secured Party	JPMORGAN CHASE BANK, N, A., AS ADMINISTRATIVE AGENT, BROOKLYN, NY
Debtors	NRG SOUTH TRENT HOLDINGS LLC
Filing Office	SECRETARY OF STATE/UCC DIVISION, DOVER, DE
UCC Filing - Original	
Filing Date	04/30/2018
Filing Number	2018 2926117
Received Date	06/15/2018
Collateral	All Assets
Secured Party	JPMORGAN CHASE BANK, N. A., AS ADMINISTRATIVE AGENT, BROOKLYN, NY
Debtors	NRG SOLAR TABERNACLE LLC
Filing Office	SECRETARY OF STATE/UCC DIVISION, DOVER, DE
UCC Filing - Original	
Filing Date	04/30/2018
Filing Number	2018 2926067
Received Date	06/15/2018
Collateral	All Assets
Secured Party	JPMORGAN CHASE BANK, N. A., AS ADMINISTRATIVE AGENT, BROOKLYN, NY
Debtors	NRG SOLAR LAS VEGAS MB I LLC
Filing Office	SECRETARY OF STATE/UCC DIVISION, DOVER, DE
UCC Filing - Original	
Filing Date	04/30/2018
Filing Number	2018 2926034
Received Date	06/15/2018
Collateral	All Assets
Secured Party	JPMORGAN CHASE BANK, N. A., AS ADMINISTRATIVE AGENT, BROOKLYN, NY
Debtors	NRG SOLAR IGUANA LLC
Filing Office	SECRETARY OF STATE/UCC DIVISION, DOVER, DE

UCC Filing - Assignment	
Filing Date	04/30/2018
Filing Number	2018 2927214
Received Date	06/15/2018
Original Filing Date	01/30/2018
Original Filing Number	2018 0686861
Secured Party	JPMORGAN CHASE BANK, N.A., AS ADMINISTRATIVE AGENT, BROOKLYN, NY
Secured Party	ROYAL BANK OF CANADA, AS ADMINISTRATIVE AGENT, TORONTO
Debtors	NRG SOLAR TABERNACLE LLC
Filing Office	SECRETARY OF STATE/UCC DIVISION, DOVER, DE
UCC Filing - Assignment	
Filing Date	04/30/2018
Filing Number	2018 2926901
Received Date	06/15/2018
Original Filing Date	01/30/2018
Original Filing Number	2018 0686754
Secured Party	JPMORGAN CHASE BANK, N.A., AS ADMINISTRATIVE AGENT, BROOKLYN, NY
Secured Party	ROYAL BANK OF CANADA, AS ADMINISTRATIVE AGENT, TORONTO
Debtors	NRG SOLAR LAS VEGAS MB 1 LLC
Filing Office	SECRETARY OF STATE/UCC DIVISION, DOVER, DE
UCC Filing - Assignment	
Filing Date	04/30/2018
Filing Number	2018 2926869
Received Date	06/15/2018
Original Filing Date	01/30/2018
Original Filing Number	2018 0686648
Secured Party	JPMORGAN CHASE BANK, N.A., AS ADMINISTRATIVE AGENT, BROOKLYN, NY
Secured Party	ROYAL BANK OF CANADA, AS ADMINISTRATIVE AGENT, TORONTO
Debtors	NRG SOLAR IGUANA LLC
Filing Office	SECRETARY OF STATE/UCC DIVISION, DOVER, DE
UCC Filing - Original	
Filing Date	01/30/2018
Filing Number	2018 0686861
Received Date	03/02/2018
Collateral	All Assets
Secured Party	ROYAL BANK OF CANADA, AS ADMINISTRATIVE AGENT, TORONTO
Debtors	NRG SOLAR TABERNACLE LLC
Filing Office	SECRETARY OF STATE/UCC DIVISION, DOVER, DE
UCC Filing - Original	
Filing Date	01/30/2018
Filing Number	2018 0686754
Received Date	03/02/2018
Collateral	All Assets
Secured Party	ROYAL BANK OF CANADA, AS ADMINISTRATIVE AGENT, TORONTO
Debtors	NRG SOLAR LAS VEGAS MB 1 LLC
Filing Office	SECRETARY OF STATE/UCC DIVISION, DOVER, DE
UCC Filing - Original	
Filing Date	01/30/2018
Filing Number	2018 0686648
Received Date	03/02/2018
Collateral	All Assets
Secured Party	ROYAL BANK OF CANADA, AS ADMINISTRATIVE AGENT, TORONTO
Debtors	NRG SOLAR IGUANA LLC

Filing Office	SECRETARY OF STATE/UCC DIVISION, DOVER, DE
UCC Filing - Amendment	
Filing Date	06/26/2017
Filing Number	2017 4213648
Received Date	07/25/2017
Original Filing Date	06/30/2016
Original Filing Number	2016 3965223
Secured Party	DEUTSCHE BANK TRUST COMPANY AMERICAS, AS PARITY COLLATERAL TRUSTEE, JERSEY CITY, NJ
Secured Party	DEUTSCHE BANK TRUST COMPANY AMERICAS, AS PRIORITY COLLATERAL TRUSTEE, JERSEY CITY, NJ
Debtors	NRG ENERGY SERVICES GROUP LLC
Filing Office	SECRETARY OF STATE/UCC DIVISION, DOVER, DE
UCC Filing - Original	
Filing Date	03/30/2017
Filing Number	2017 2088182
Received Date	05/23/2017
Collateral	All Assets
Secured Party	DEUTSCHE BANK TRUST COMPANY AMERICAS, AS COLLATERAL AGENT, NEW YORK, NY
Debtors	NRG PUMA CLASS B LLC
Filing Office	SECRETARY OF STATE/UCC DIVISION, DOVER, DE
UCC Filing - Original	
Filing Date	06/30/2016
Filing Number	2016 3965231
Received Date	07/29/2016
Collateral	All Assets
Secured Party	DEUTSCHE BANK TRUST COMPANY AMERICAS, AS PARITY COLLATERAL TRUSTEE, JERSEY CITY, NJ
Secured Party	DEUTSCHE BANK TRUST COMPANY AMERICAS, AS PRIORITY COLLATERAL TRUSTEE, JERSEY CITY, NJ
Debtors	NRG ENERGY SERVICES INTERNATIONAL INC.
Filing Office	SECRETARY OF STATE/UCC DIVISION, DOVER, DE
UCC Filing - Original	
Filing Date	06/30/2016
Filing Number	2016 3965223
Received Date	07/29/2016
Collateral	All Assets
Secured Party	DEUTSCHE BANK TRUST COMPANY AMERICAS, AS PARITY COLLATERAL TRUSTEE, JERSEY CITY, NJ
Secured Party	DEUTSCHE BANK TRUST COMPANY AMERICAS, AS PRIORITY COLLATERAL TRUSTEE, JERSEY CITY, NJ
Debtors	NRG ENERGY SERVICES GROUP LLC
Filing Office	SECRETARY OF STATE/UCC DIVISION, DOVER, DE

The public record items contained in this report may have been paid, terminated, vacated or released prior to the date this report was printed. This information may not be reproduced in whole or in part by any means of reproduction.

There are additional UCC's in D&B's file on this company available by contacting 1-800-234-3867.

There may be additional suits, liens, or judgments in D&B's file on this company available in the U.S. Public Records Database, also covered under your PPP for D&Bi contract. If you would like more information on this database, please contact the Customer Resource Center at 1-800-234-3867.

If it is indicated that there are defendants other than the report subject, the lawsuit may be an action to clear title to property and does not necessarily imply a claim for money against the subject.

A lien holder can file the same lien in more than one filing location. The appearance of multiple liens filed by the same lien holder against a debtor may be indicative of such an occurrence.

Special Events

SPECIAL EVENTS	
<u>Date</u>	<u>Event Description</u>
06/21/2021	CLOSING OF BRANCH/DIVISION: According to published reports, NRG Energy announced that it will shutter its Waukegan and Will County plants in a year. The company expects to shut down the facilities in June 2022.

Financials - D&B

Financials

FINANCIAL STATEMENT COMPARISON	

	Consolidated 03/31/2021 In Thousands	Fiscal Consolidated 12/31/2020 In Thousands	Fiscal Consolidated 12/31/2019 In Thousands	Last 3 years
Current Assets	6,552,000	6,028,000	3,088,000	<div><div></div><div></div><div></div></div>
Total Current Liabilities	5,795,000	1,915,000	2,359,000	<div><div></div><div></div><div></div></div>
Tangible Net Worth	1,517,000	1,680,000	1,658,000	<div><div></div><div></div><div></div></div>
Sales	-	9,093,000	9,821,000	<div><div></div><div></div><div></div></div>
Net Income	-	510,000	4,441,000	<div><div></div><div></div><div></div></div>
Current Ratio	1.13	3.15	1.31	<div><div></div><div></div><div></div></div>
Working Capital	757,000	4,113,000	729,000	<div><div></div><div></div><div></div></div>
Other Assets	12,689,000	8,874,000	9,443,000	<div><div></div><div></div><div></div></div>
Long Term Liabilities	11,929,000	11,307,000	8,514,000	<div><div></div><div></div><div></div></div>
* = In Single Units				

D&B currently has no financial information on file for this company.

Financial Ratios

BALANCE SHEET			
Solvency Ratios	Fiscal Consolidated 12/31/2020	Fiscal Consolidated 12/31/2019	Fiscal Consolidated 12/31/2018
Current Ratio	3.15	1.31	1.5
Quick Ratio	2.51	0.58	0.67
Current Liabilities to Net Worth (%)	113.99	142.28	(194.33)
Total Liabilities/Net Worth (%)	787.02	654.58	(959.72)
Current Liabilities to Inventory (%)	585.63	615.93	582.04
Fixed Assets to Net Worth (%)	151.61	156.39	(253.24)
Cash Ratio	2.04	0.15	0.24
Efficiency Ratios	Fiscal Consolidated 12/31/2020	Fiscal Consolidated 12/31/2019	Fiscal Consolidated 12/31/2018
Accounts Payable to Sales Ratio	0.15	0.14	0.16
Sales to Working Capital Ratio	2.21	13.47	7.89
Sales To Inventory (%)	2,780.73	2,564.23	2,300.49
Assets/Sales	163.88	127.59	112.13
ROCE (%)	8.95	11.79	11.54
Profitability Ratios	Fiscal Consolidated 12/31/2020	Fiscal Consolidated 12/31/2019	Fiscal Consolidated 12/31/2018
Return On Net Worth (%)	30.36	267.67	(21.72)
Return on Assets (%)	3.42	35.42	2.52
Return on Sales (%)	12.78	12.21	10.02
Gross Profit Margin (%)	28.08	25.64	25.01
Operating Margin (%)	12.15	13.14	10.36
Pre-Tax Profit Margin (%)	8.37	8	4.93
Profit Margin (%)	5.61	45.19	2.83
Pre-Tax Return on Equity (%)	45.3	47.41	(37.84)
After Tax Return on Equity (%)	30.36	267.67	(21.72)
Operating Income to Interest Ratio	2.76	3.12	2.03
Leverage Ratios	Fiscal Consolidated 12/31/2020	Fiscal Consolidated 12/31/2019	Fiscal Consolidated 12/31/2018
EBITDA to EBIT Ratio	1.58	1.5	1.67
Debt to Income Ratio	25.93	2.45	44.19
Debt to Equity Ratio	7.87	6.55	(9.6)
Equity Ratio (%)	11.27	13.23	(11.61)
Interest Coverage Ratio	2.9	2.9	1.97
Interest Coverage to EBITDA Ratio	4.58	4.34	3.28

Income Statement

	Fiscal Consolidated 12/31/2020	Fiscal Consolidated 12/31/2019	Fiscal Consolidated 12/31/2018	Last 3 years
Sales (Revenue)	9,093,000,000	9,821,000,000	9,478,000,000	<div><div></div><div></div><div></div></div>
Cost of Revenue	6,540,000,000	7,303,000,000	7,108,000,000	<div><div></div><div></div><div></div></div>
Gross Profit	2,553,000,000	2,518,000,000	2,370,000,000	<div><div></div><div></div><div></div></div>
Sales and General Admin	933,000,000	827,000,000	799,000,000	<div><div></div><div></div><div></div></div>
Research and Development Expense	8,000,000	7,000,000	11,000,000	<div><div></div><div></div><div></div></div>
Non-Recurring Expenses	75,000,000	28,000,000	189,000,000	<div><div></div><div></div><div></div></div>
Other Operating Items	435,000,000	373,000,000	421,000,000	<div><div></div><div></div><div></div></div>
Operating Income	1,105,000,000	1,290,000,000	982,000,000	<div><div></div><div></div><div></div></div>
Net Total Other Income and Expenses	43,000,000	(86,000,000)	(9,000,000)	<div><div></div><div></div><div></div></div>
Earnings Before Interest and Taxes	1,162,000,000	1,199,000,000	950,000,000	<div><div></div><div></div><div></div></div>
Interest Expense	401,000,000	413,000,000	483,000,000	<div><div></div><div></div><div></div></div>
Earnings Before Tax	761,000,000	786,000,000	467,000,000	<div><div></div><div></div><div></div></div>
Income Tax Expense	251,000,000	(3,334,000,000)	7,000,000	<div><div></div><div></div><div></div></div>
Equity Earnings or Loss	17,000,000	2,000,000	9,000,000	<div><div></div><div></div><div></div></div>
Minority Interest Expense	0	3,000,000	0	-
Net Income from Continuing Operations	510,000,000	4,120,000,000	460,000,000	<div><div></div><div></div><div></div></div>
Discontinued Operations	0	321,000,000	(192,000,000)	<div><div></div><div></div><div></div></div>
Effect of Accounting Changes	-	-	-	-
Extraordinary Items	-	-	-	-
Net Income	510,000,000	4,438,000,000	268,000,000	<div><div></div><div></div><div></div></div>

Preferred Stocks & Other Adjustments	-	-	-	-
Net Income Applicable to Common Shares	510,000,000	4,438,000,000	268,000,000	<div><div></div><div></div><div></div></div>
Balance Sheet				
FINANCIAL STATEMENT COMPARISON				
Assets	Fiscal Consolidated 12/31/2020	Fiscal Consolidated 12/31/2019	Fiscal Consolidated 12/31/2018	Trends
Cash and Cash Equivalents	3,911,000,000	353,000,000	580,000,000	<div><div></div><div></div><div></div></div>
Short Term Investments	-	-	-	-
Net Trade Receivables	904,000,000	1,025,000,000	1,024,000,000	<div><div></div><div></div><div></div></div>
Inventory	327,000,000	383,000,000	412,000,000	<div><div></div><div></div><div></div></div>
Other Current Assets	886,000,000	1,327,000,000	1,584,000,000	<div><div></div><div></div><div></div></div>
Total Current Assets	6,028,000,000	3,088,000,000	3,600,000,000	<div><div></div><div></div><div></div></div>
Fixed Assets	2,547,000,000	2,593,000,000	3,125,000,000	<div><div></div><div></div><div></div></div>
Long Term Investments	1,497,000,000	1,492,000,000	1,392,000,000	<div><div></div><div></div><div></div></div>
Deferred Long Term Asset Charges	3,066,000,000	3,286,000,000	46,000,000	<div><div></div><div></div><div></div></div>
Other Assets	517,000,000	704,000,000	1,301,000,000	<div><div></div><div></div><div></div></div>
Goodwill	579,000,000	579,000,000	573,000,000	<div><div></div><div></div><div></div></div>
Total Assets	14,902,000,000	12,531,000,000	10,628,000,000	<div><div></div><div></div><div></div></div>
Accumulated Amortization	-	-	-	-
Intangible Assets	668,000,000	789,000,000	591,000,000	<div><div></div><div></div><div></div></div>
Liabilites	Fiscal Consolidated 12/31/2020	Fiscal Consolidated 12/31/2019	Fiscal Consolidated 12/31/2018	Trends
Accounts Payable	1,327,000,000	1,385,000,000	1,543,000,000	<div><div></div><div></div><div></div></div>
Short Term and Current Long Term Debt	519,000,000	901,000,000	778,000,000	<div><div></div><div></div><div></div></div>
Other Current Liabilities	69,000,000	73,000,000	77,000,000	<div><div></div><div></div><div></div></div>
Total Current Liabilities	1,915,000,000	2,359,000,000	2,398,000,000	<div><div></div><div></div><div></div></div>
Long Term Debt	8,691,000,000	5,803,000,000	6,449,000,000	<div><div></div><div></div><div></div></div>
Deferred Long Term Liability Charges	404,000,000	339,000,000	369,000,000	<div><div></div><div></div><div></div></div>
Negative Goodwill	-	-	-	-
Minority Interest	-	-	-	-
Other Liabilities	2,212,000,000	2,352,000,000	2,627,000,000	<div><div></div><div></div><div></div></div>
Misc Stocks, Options & Warrants	0	20,000,000	19,000,000	<div><div></div><div></div><div></div></div>
Total Liabilities	13,222,000,000	10,853,000,000	11,843,000,000	<div><div></div><div></div><div></div></div>
Shareholder's Equity	Fiscal Consolidated 12/31/2020	Fiscal Consolidated 12/31/2019	Fiscal Consolidated 12/31/2018	Trends
Preferred Stocks	-	-	-	-
Common Stocks	4,000,000	4,000,000	4,000,000	<div><div></div><div></div><div></div></div>
Retained Earnings	(1,403,000,000)	(1,616,000,000)	(6,022,000,000)	<div><div></div><div></div><div></div></div>
Treasury Stocks	5,232,000,000	5,039,000,000	3,632,000,000	<div><div></div><div></div><div></div></div>
Capital Surplus	8,517,000,000	8,501,000,000	8,510,000,000	<div><div></div><div></div><div></div></div>
Other Equity	(206,000,000)	(192,000,000)	(94,000,000)	<div><div></div><div></div><div></div></div>
Total Equity	1,680,000,000	1,658,000,000	(1,234,000,000)	<div><div></div><div></div><div></div></div>

Cash Flow				
CASH FLOW				
	Fiscal Consolidated 12/31/2020	Fiscal Consolidated 12/31/2019	Fiscal Consolidated 12/31/2018	Last 3 years
Depreciation		674,000,000	594,000,000	632,000,000
Net Income Adjustments		804,000,000	(3,240,000,000)	755,000,000
Changes in Liabilities		(98,000,000)	(252,000,000)	(79,000,000)
Changes in Accounts Receivables		0	(5,000,000)	83,000,000
Changes in Inventories		(27,000,000)	(22,000,000)	(29,000,000)
Changes in Other Operating Activities		80,000,000	206,000,000	265,000,000
Net Cash Flows - Operating Activities		1,837,000,000	1,413,000,000	1,377,000,000
Capital Expenditures		230,000,000	228,000,000	388,000,000
Investments		53,000,000	35,000,000	327,000,000
Other Cash Flows from Investing Activities		(211,000,000)	819,000,000	510,000,000
Net Cash Flows - Investing Activities		(494,000,000)	556,000,000	(205,000,000)
Dividends Paid		297,000,000	34,000,000	53,000,000
Sale and Purchase of Stock		(228,000,000)	(1,437,000,000)	(1,229,000,000)
Net Borrowings		2,741,000,000	(690,000,000)	(679,000,000)
Other Cash Flows from Financing Activities		(12,000,000)	13,000,000	435,000,000
Net Cash Flows - Financing Activities		2,204,000,000	(2,148,000,000)	(1,526,000,000)
Effect of Exchange Rate		(2,000,000)	0	1,000,000
Change in Cash and Cash Equivalents		3,545,000,000	(228,000,000)	(473,000,000)

Company Profile

COMPANY OVERVIEW		
D-U-N-S 79-342-2213	Mailing Address UNITED STATES	Annual Sales US\$ 9,093,000,000
Legal Form Corporation (US)	Telephone +1 713-537-3000	Net Worth US\$ 1,517,000,000
History Record Business	Website www.nrgenergy.com	Employees 4,104 (240 here)
Date Incorporated 05/29/1992	Present Control Succeeded 1989	Age (Year Started) 32 Years (1989)
Business Commenced On 1989	SIC 49110000	Named Principal Mauricio Gutierrez, PRES-CEO
State of Incorporation DELAWARE	NAICS 221118	Line of Business Electric services
Ownership Public: NRG(NYS)		

BUSINESS REGISTRATION	
Corporate and business registrations reported by the secretary of state or other official source as of: 2016-04-15 This data is for informational purposes only, certification can only be obtained through the Office of the Secretary of State.	
Registered Name	NRG ENERGY, INC.
Corporation Type	Corporation (US)
State of Incorporation	DELAWARE
Date Incorporated	05/29/1992
Registration ID	2299303
Registration Status	STATUS NOT AVAILABLE
Filing Date	05/29/1992
Where Filed	SECRETARY OF STATE/CORPORATIONS DIVISION
Registered Agent	
Name	THE CORPORATION TRUST COMPANY
Address	CORPORATION TRUST CENTER 1209 ORANGE ST, WILMINGTON, DE, 198010000

PRINCIPALS	
Officers	MAURICIO GUTIERREZ, PRES-CEO+ LAWRENCE S COBEN, CHB+ ALBERTO FORNARO, EXEC V PRES-CFO CHRISTOPHER MOSER, EXEC V PRES OPRS ELIZABETH KILLINGER, EXEC V PRES BRIAN CURCI, EXEC V PRES-GENERAL COUNSEL DAVID CALLEN, SR V PRES-CAO
Directors	DIRECTOR(S): The officers identified by (+) and E Spencer Abraham, Antonio Carrillo, Matthew Carter Jr, Heather Cox, Elisabeth D Donohue, Paul W Hobby, Alexandra Pruner, Anne C Schaumburg and Thomas H Weidemeyer.

COMPANY EVENTS	
The following information was reported on: 06/15/2021	
The Delaware Secretary of State's business registrations file showed that NRG Energy, Inc. was registered as a Corporation on May 29, 1992, under file registration number 2299303.	
Business started 1989.	
The company (NRG) was incorporated as a Delaware Corporation in May 1992. Beginning in 1989, NRG Energy conducted business through its predecessor companies, NRG Energy, Inc. and NRG Group, Inc., Minnesota corporations, which were merged into NRG Energy subsequent to its incorporation.	
On June 5, 2000, NRG completed its initial public offering (IPO). Prior to completing its IPO, NRG was a wholly owned subsidiary of Northern States Power Company (NSP). During August 2000, NSP and New Century Energies, Inc. completed their merger. The surviving company operates under the new name Xcel Energy, Inc. (Xcel).	
The company's common stock is traded on the New York Stock Exchange (NYSE) under the symbol "NRG". As of January 31, 2021, there were 17,427 common stockholders of record. As of March 1, 2021, those shareholders identified by the company as beneficially owning 5% or more of the outstanding shares were: The Vanguard Group, Inc (11.91%); BlackRock, Inc. (7.01%); and Putnam Investments, LLC (5.46%). As of the same date, officers and directors as a group beneficially owns less than 1% of the outstanding shares.	
RECENT EVENTS:.	
On February 3, 2021, the company closed on the sale of its 35% ownership in the Agua Caliente solar project to Clearway Energy, Inc. for \$202 million.	
On January 5, 2021, the company acquired all of the issued and outstanding common shares of Direct Energy, a North American subsidiary of Centrica. The company paid an aggregate purchase price of \$3.625 billion in cash and an initial purchase price adjustment of \$77 million.	
On January 16, 2020, LS Power Equity Partners, L.P. acquired EVgo Services LLC from the company. With the acquisition, EVgo Services LLC will now operate as a subsidiary of LS Power Equity Partners, L.P.	
On August 1, 2019, the company completed the acquisition of Stream Energy's retail electricity and natural gas business operating in 9 states and Washington, D.C. for \$329 million.	
MAURICIO GUTIERREZ. Director since 2016. He has served as President and CEO of the company since December 2015. Prior to December 2015, he was the Executive Vice President and COO from July 2010 to December 2015. He also served as the Interim President and CEO of Clearway Energy, Inc. from December 2015 to May 2016 and Executive Vice President and COO of Clearway Energy, Inc. from December 2012 to December 2015.	
LAWRENCE S COBEN. Director since 2003. He has served as Chairman of the Board since February 2017. He is also Executive Director of the Escala Initiative and a Consulting Scholar at the University of Pennsylvania Museum of Archaeology and Anthropology. Previously, he was Chairman and CEO of Tremisis Energy Corporation LLC from 2003 to 2017.	
ALBERTO FORNARO. He was appointed as Executive Vice President and CFO in May 2021. He was CFO of Coupang, Inc. from February 2020 to December 2020 and has been serving as a senior advisor since December 2020. Prior to Coupang, he spent almost nine years at International Gaming Technology plc from 2011 to January 2020 where he most recently served as Executive Vice President and CFO since 2013.	
CHRISTOPHER MOSER. He has served as the Executive Vice President, Operations of NRG since January 2018. He held several positions within the company since 2010.	
ELIZABETH KILLINGER. She has served as the Executive Vice President and President, Retail since February 2016. She has been with the company and its predecessors since 2002 and has held various operational and business leadership positions within the retail organization.	
BRIAN CURCI. He has served as Executive Vice President, General Counsel of the company since March 2021. He has been employed by the company since 2007 and has served in various capacities during his tenure.	
DAVID CALLEN. He has served as Senior Vice President and CAO since February 2016. He also has served as Vice President and CAO of Clearway Energy, Inc. from March 2015 to August 2018. He has been employed by the company since 2004 and has served in various capacities during his tenure. .	
E SPENCER ABRAHAM. Director since 2012. He is the Chairman and CEO of The Abraham Group, a company he founded in 2005.	
ANTONIO CARRILLO. Director since 2019. He has served as Arcosa Inc.'s President and CEO since November 2018.	
MATTHEW CARTER JR. Director since 2018. He was appointed as the CEO of Aryaka Networks, Inc. in September 2018.	
HEATHER COX. Director since 2018. She became Chief Digital Health and Analytics Officer at Humana Inc. in August 2018.	
ELISABETH B DONOHUE. Director since 2020. She retired in January 2020 from Publicis Groupe. Her most recent role included serving as the CEO of Publicis Spine.	
PAUL W HOBBY. Director of NRG since March 2006. He is a Managing Partner of Genesis Park, L.P. a company he founded in 1999.	
ALEXANDRA PRUNER. Director since 2019. She has served as a senior advisor of Perella Weinberg Partners and its energy division, Tudor, Pickering, Holt & Co., since December 2018.	

ANNE C SCHAUMBURG. Director since 2005. From 1984 until her retirement in January 2002, she was a Managing Director of Credit Suisse First Boston and a Senior Banker in the Global Energy Group.

THOMAS H WEIDEMEYER. Director since 2003. Until his retirement in December 2003, he served as Senior Vice President and COO of United Parcel Service, Inc.

ANNOUNCED SALE OF ASSET: On February 28, 2021, the company entered into a definitive purchase agreement with Generation Bridge, an affiliate of ArcLight Capital Partners, to sell approximately 4,850 MW of fossil generating assets from its East and West regions of operations for total proceeds of \$760 million, subject to standard purchase price adjustments and certain other indemnifications. The transaction is expected to close in the fourth quarter of 2021.

Business address has changed from 804 Carnegie Center Princeton NJ 08540 to 910 Louisiana St Houston TX 77002.

On March 6, 2009, the chapter Eleven bankruptcy, file number 03-13024, filed in the US Bankruptcy Court, New York, NY, was closed for NRG Energy, Inc.

On August 6, 2003, the chapter Eleven bankruptcy, file number 02-33483, filed in the U S Bankruptcy Court, St Paul, MN, was closed for NRG Energy, Inc.

BUSINESS ACTIVITIES AND EMPLOYEES		
The following information was reported on: 06/15/2021		
Business Information		
Trade Names	NRG	
Description	<p>The company together with its subsidiaries, operates as an integrated power company in the United States. It operates through Texas, East, and West. The company is involved in the producing, selling, and delivering electricity and related products and services to 3.6 million residential, industrial, and commercial consumers. It generates electricity using natural gas, coal, oil, solar, nuclear, and battery storage. The company also provides system power, distributed generation, renewable products, backup generation, storage and distributed solar, demand response, energy efficiency, advisory, and on-site energy solutions; and carbon management and specialty services. In addition, it trades in electric power, natural gas, and related commodities; environmental products; weather products; and financial products, including forwards, futures, options, and swaps.</p> <p>Terms are Net 30 days. Sells to general public and commercial concerns. Territory : International.</p>	
Employees	4,104 which includes officer(s). 240 employed here.	
Financing Status	Secured	
Financial Condition	Good	
Seasonality	Nonseasonal. The sale of electric power to retail customers is also a seasonal business with the demand for power generally peaking during the summer months. As a result, net working capital requirements for the company's retail operations generally increase during summer months along with the higher revenues, and then decline during off-peak months. Weather may impact operating results and extreme weather conditions could materially affect results of operations. The rates charged to retail customers may be impacted by fluctuations in total power prices and market dynamics like the price of natural gas, transmission constraints, competitor actions, and changes in market heat rates.	
Facilities	Leases premises in a building.	
Related Concerns		
SIC/NAICS Information		
Industry Code	Description	Percentage of Business
4911	Electric services	-
49110000	Electric services	-
49119901	Distribution, electric power	-
NAICS Codes	NAICS Description	
221118	Other Electric Power Generation	
221122	Electric Power Distribution	

GOVERNMENT ACTIVITY	
Activity Summary	
Borrower(Dir/Guar)	Yes
Administrative Debt	No
Contractor	No
Grantee	No
Party excluded from federal program(s)	No

Associations

ALL CREDIT FILES WITH SAME D-U-N-S® NUMBER AS THIS D&B LIVE REPORT			
Company Name	Type	Status	Date Created
NRG ENERGY, INC.	Snapshot D-U-N-S Number 79-342-2213	Saved	10/23/2015

Your Information

Record additional information about this company to supplement the D&B information.

Note: Information entered in this section will not be added to D&B's central repository and will be kept private under your user ID. Only you will be able to view the information.

Account Number

Endorsement/Billing Reference *

Sales Representatives

Credit Limit

Total Outstanding

0

0

This foregoing document was electronically filed with the Public Utilities

Commission of Ohio Docketing Information System on

9/8/2021 12:59:43 PM

in

Case No(s). 17-1815-GA-AGG

Summary: Exhibit Credit Rating electronically filed by Mr. Greg Scheffler on behalf of BidURenergy Inc