

FILE



7
GS
ORIGINAL

5/20/2019

Public Utilities Commission of Ohio
Docketing Division
180 East Broad Street
Columbus, OH 43215-3793

RE: Titan Gas, LLC dba Titan Gas and Power (13-700E) – Amendment to Renewal App (13-1198-EL-CRS)

To Whom It May Concern:

Enclosed is a revised Exhibit C-7 (Credit Report) which was inadvertently omitted from the original submission of the renewal application filed on May 15, 2019.

Please include the enclosed documentation as an amendment to the renewal application for **Case Number 13-1198-EL-CRS**.

Please do not hesitate to contact me directly using the contact information provided below for any issues pertaining to this amendment.

Best Regards,

Amy Van Gelder
Chief Operating Officer, Titan Gas and Power

Direct: 346-327-3103
avangelder@titangasandpower.com

This is to certify that the images appearing are an accurate and complete reproduction of a case file document delivered in the regular course of business.
Technician DMm Date Processed 05/22/19

RECEIVED-DOCKETING DIV
2019 MAY 22 PM 2:18
PUCO



Titan Gas, LLC dba

Titan Gas & Power

Exhibit C-7

Credit Report

Enclosed is a copy of Titan Gas, LLC's Dun & Bradstreet credit report, dated October 26, 2017.

TITAN GAS, LLC

DUNS: 17-509-8453

Credit Information

Risk Summary

Risk of Late Payment



Risk of late payment is based on the following prioritized factors in addition to other information in D&B's files:

- Higher risk industry based on delinquency rates for this industry

Indications of slowness can be the result of disputes over merchandise, skipped invoices, etc.

Payment Performance Trend



The payment performance trend for this company is Unchanged . Payment Trend currently is Unchanged compared to payments three months ago. The most recent payment information in D&B's files is:

- Payments currently: 2 days beyond terms
- Payments 3 months ago: 2 DAYS BEYOND terms
- Industry average: GENERALLY WITHIN terms

*Note: Payments to suppliers are averaged weighted by dollar amounts.

Credit Limit Recommendation

Recommendation Date: 10/26/2017

Risk Category

Low

Conservative Credit Limit

\$10K

Aggressive Credit Limit

\$25K



Company Profile

Chief Executive: NA

Type of Business:

DOMESTIC LIMITED LIABILITY CO

Years in Business:

PERPETUAL

Annual Sales:

NA

Employees Total:

3

Line of Business:

Natural gas distribution

Legal Filings and Other Important Information

Bankruptcies:	None	Negative Payment Experience:	None
Judgements:	0	Negative Payment Experience	None
Liens:	0	Amount:	
Suits:	None	Payments Placed for Collection:	0
Suits/Judgments/Liens Amounts:	None		

The public record items reported may have been paid, terminated, vacated or released prior to the date this data is transmitted. Accounts are sometimes placed for collection even though the existence or amount of the debt is disputed.

Special Events

09/07/2017

HURRICANE HARVEY 2017:

This business is located in a FEMA designated disaster zone impacted by the effects of Hurricane Harvey. It is reported that thousands of people and businesses in Southern Texas have been displaced due to catastrophic flooding. The extent of impact to this business is currently unknown; additional information will be provided as it becomes available.

This report is prepared and provided under contract for the exclusive use of
This report may not be reproduced in whole or in part by any means of reproduction.

Payment Trends

Summary

Address:

3355 W Alabama St
Houston, TX 77098

Primary Industry SIC:

4924

D-U-N-S Number:

17-509-8453

Description:

Natural gas distribution

This is a **single** location.

Payment Activity

Total payment Experiences in D&Bs File:

7

Payments Within Terms:
(not dollar weighted)

85%

Total Placed For Collection:

NA

Average Highest Credit:

\$1,337

Largest High Credit:

\$5,000

Highest Now Owing:

\$2,500

Highest Past Due:

\$0

Indications of slowness can be the result of dispute over merchandise, skipped invoices, etc. Accounts are sometimes placed for collection even though the existence or amount of the debt is disputed.

PAYDEX®**3 Month PAYDEX®****80**

When weighted by dollar amount, payments to suppliers average ON TERMS terms.



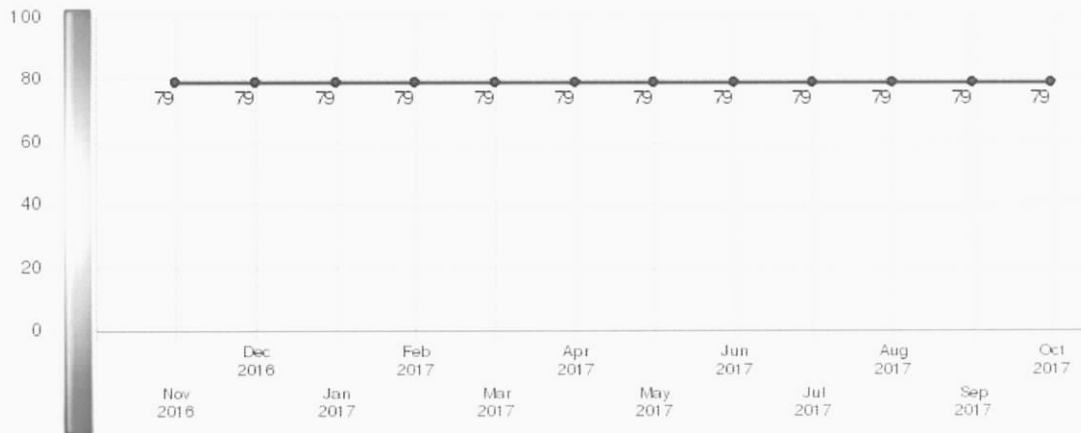
Based on payments collected over the last 3 months

24 Month PAYDEX®**79 ▲**

When weighted by dollar amount, payments to suppliers average 2 days beyond terms.



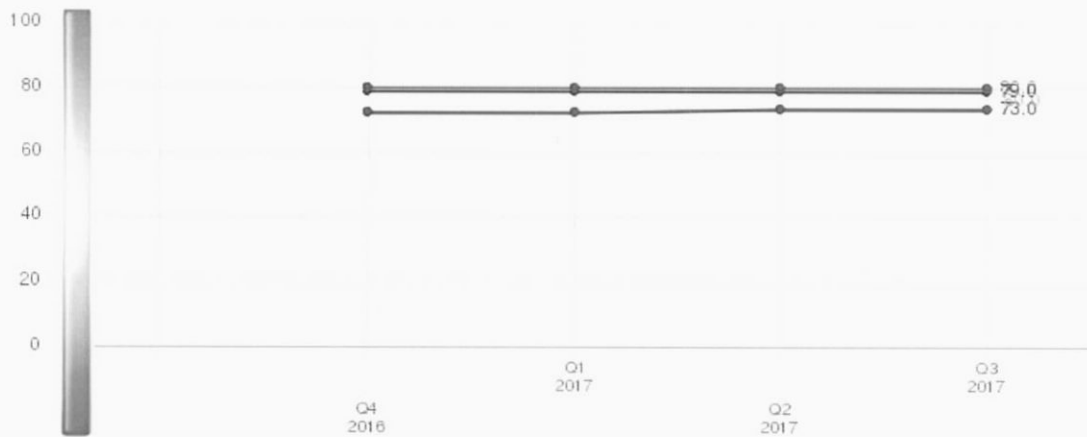
Based on payments collected over the last 24 months

PAYDEX® Trends - This Company, 12 Months**This Company (79)**

Based on payments collected over the last 12 months.

- Current PAYDEX® for this Business is 79 , or equal to 2 days beyond terms terms
- The 12-month high is 79 , or equal to 2 DAYS BEYOND terms
- The 12-month low is 79 , or equal to 2 DAYS BEYOND terms

PAYDEX® Score Comparison - This Company to Primary Industry Comparison, 4 Quarters



- My Company (79)
- Industry Upper Quartile (80)
- Industry Median (80)
- Industry Median (73)

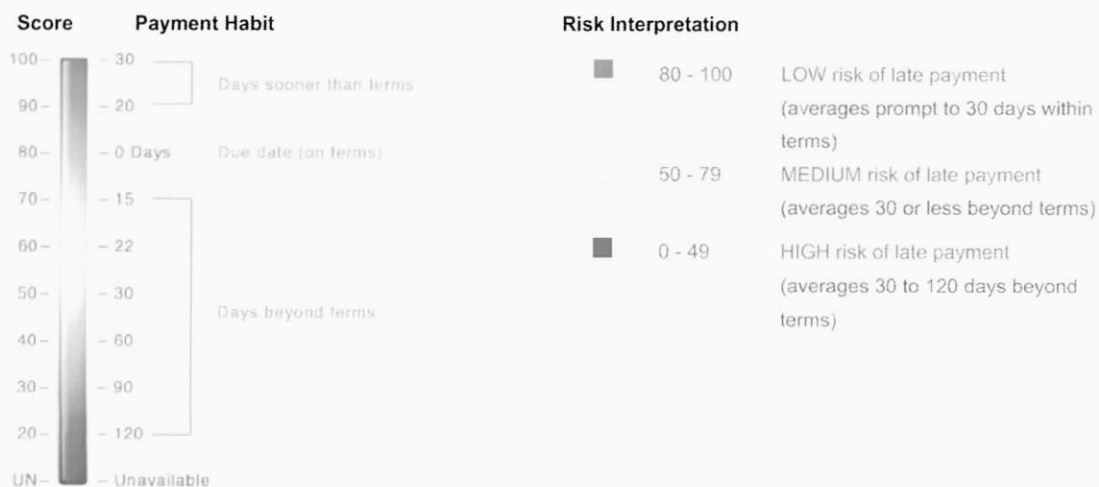
Based on payments collected over the last 4 quarters.

- Current PAYDEX® for this Business is 79, or equal to 2 days beyond terms
- Current PAYDEX® for this Business is 80, or equal to GENERALLY WITHIN terms
- Industry upper quartile represents the performance of the payers in the 75th percentile
- Industry lower quartile represents the performance of the payers in the 25th percentile

Business Payment Habit by Amount of Credit Extended, 24 Months ⓘ

\$ Credit Extended	% of Payments Within Terms	# Payment Experiences	Total \$ Dollar Amount
Over 100,000	0%	0	\$0
50,000-100,000	0%	0	\$0
15,000-49,999	0%	0	\$0
5,000-14,999	100%	1	\$5,000
1,000-4,999	0%	0	\$0
under 1,000	64%	3	\$350

How to Read the D&B PAYDEX® Score ⓘ



©Dun & Bradstreet, Inc. 2015. All rights reserved.