Bricker & Eckler
ATTORNEYS AT LAW

COLUMBUS I CLEVELAND
CINCINNATI I DAYTON
MARIETTA

BRICKER & ECKLER LLP
100 South Third Street
Columbus, OH 43215-4291
MAIN: 614.227.2300
FAX: 614.227.2390

www.bricker.com
info@bricker.com

Dylan F. Borchers
614.227.4914
dborchers@bricker.com

February 12, 2019

Via Electronic Filing

Ms. Barcy McNeal
Administration/Docketing
Ohio Power Siting Board
180 East Broad Street, 11th Floor
Columbus, Ohio 43215-3793

Re: Seneca Wind, LLC Case No. 18-488-EL-BGN
Notice of Project Modifications and Project Information Update

Dear Ms. McNeal:

On July 16, 2018, and as amended on July 20, 2018, Seneca Wind, LLC ("Seneca Wind") filed its application for a certificate of environmental compatibility and public need for a wind-powered generating facility in Seneca County, Ohio. Attached, please find Seneca Wind's notice of engineering and design modifications and information update to the facility.

These modifications include a minor shift of a turbine location in order to bring that location in compliance with Ohio's property line setback. The modification filing also reduces the hub height of the Siemens Gamesa 2.7-129 turbine from a height of 134 meters to a hub height of 109 meters.

Pursuant to Ohio Administrative Code Rule 4906-3-11(A)(6), these modifications do not create further impacts for property owners or within the planned site, and in some cases, result in a reduction of impacts to property owners.

A list with descriptions of the modifications and updates is attached, along with corresponding updates to the application to reflect these modifications. Please do not hesitate to contact me if you have any questions.

Sincerely,

Dylan F. Borchers

Attachments

Cc: Jim O'Dell (w/Attachments)

NOTICE OF PROJECT MODIFICATIONS AND INFORMATION UPDATE

As Seneca Wind (the Project) progresses towards construction, additional refinements to the Project (Case No. 18-0488-EL-BGN) have occurred and are described below in this filing. Pursuant to Ohio Administrative Code 4906-3-11(A)(6), the modifications to the Project do not create further impacts for property owners or within the planned site, and in some cases, result in a reduction of impacts.

Minor Shift of Turbine 59 Location

Turbine 59 has been adjusted by approximately 50 feet to the northeast to move this turbine such that it is consistent with OAC 4906-4-08(C)(2)(b). This change is reflected in the layout shown in Revised Figures 03-3 (Sheet 23 of 27), and in the provided shapefiles. Turbine 59 is now located less than 1,500 feet from a non-participating barn, as reflected in Revised Appendix O, Table O-1, and on Revised Figure 08-13.

Wind Turbine Characteristic Update

The use of General Electric (GE) 2.3-116 turbines in 10 of the proposed locations remains unchanged. In the remaining 83 locations, GE 2.8-127 or Siemens Gamesa (SG) 2.7-129 turbines are proposed.

Since both the SG 2.7-129 and GE 2.8-127 turbine models produce more energy than the previously proposed GE model, the maximum number of turbines that will be built can be reduced from the total of 85 previously proposed to a total of 77 turbines. Although all 93 locations continue to be evaluated for potential impacts, a total of only up to 77 turbines will ultimately be built.

This update reflects the SG 2.7-129 turbine with a maximum hub height of 109 meters (m), a reduction from the 134 m hub height previously proposed. An updated Table 03-2 is provided below.

UPDATED TABLE 03-2
APPROXIMATE TURBINE DIMENSIONS BY MODEL

Turbine Model	Rated Power (MW)	Hub Height	Rotor Diameter	Blade Length	Maximum Total Height[(a)]
GE 2.3-116	2.3	94 m (308 feet)	116 m (381 feet)	56.9 m (187 feet)	152 m (499 feet)
	2.3	90 m (295 feet)	116 m (381 feet)	56.9 m (187 feet)	148 m (486 feet)
	2.3	80 m (262 feet)	116 m (381feet)	56.9 m (187 feet)	138 m (453 feet)
GE 2.8-127	2.8	114 m (374 feet)	127 m (417 feet)	62.2 m (204 feet)	178 m (584 feet)
SG 2.7-129	2.75[(b)]	109 m (358 feet)	129.69 m (425.5 feet)	63.5 m (208 feet)	173.9 m (570.5 feet)

[(a)] Maximum total height is also referred to as tip height.
[(b)] Power boost to 2.9 MW is available under certain ambient wind and temperature conditions.

The flicker and noise analyses have been updated to reflect the changed hub height for the SG 2.7-129 and the slight adjustment of Turbine 59's location. Both updated reports are attached, with applicable data reflected in Revised Figures 08-1 and 08-8, respectively, and the provided shapefiles. As reflected in the updated analyses, OPSB standards continue to be met. No other material change would result. The reduction in height is expected to be beneficial from the standpoint of visual impacts and impacts to air navigation wildlife.

Attachments:

Revised Figures:

- Figure 03-3 Project Layout (Sheet 23 of 27)
- Figure 08-1a Received Sound Levels: Wind Turbines at Critical Wind Speed (GE Scenario)
- Figure 08-1b Received Sound Levels: Wind Turbines at Critical Wind Speed (GE/SG Scenario)
- Figure 08-8a Expected Shadow Flicker Impact Areas (GE2.8-127 Turbine Scenario)
- Figure 08-8b Expected Shadow Flicker Impact Areas (SG2.7-129 Turbine Scenario)
- Figure 08-10 Delineated Wetlands and Survey Area (Sheet 23 of 27)
- Figure 08-13 Structures within 1,500 Feet of a Proposed Turbine

Revised Flicker Appendix

Revised Noise Appendix

Revised Table O-1

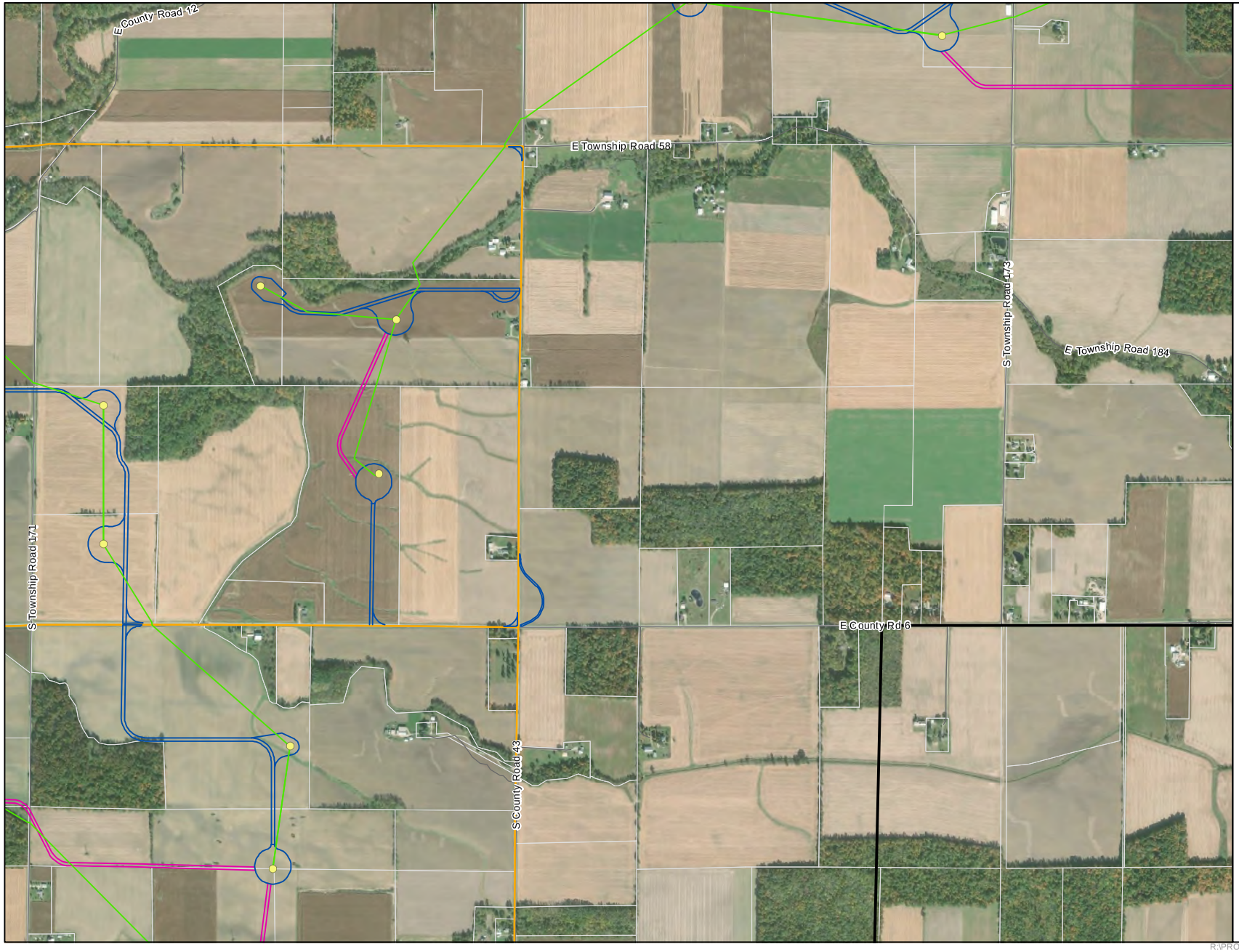

Figure 03-3
Project Layout
Sheet 23 of 27

Seneca Wind
Seneca County, Ohio

- Project Area
- Proposed Turbines (Hub Height)
  - GE 2.3-116 (80 m)
  - GE 2.3-116 (90 m)
  - GE 2.3-116 (94 m)
  - GE 2.8-127 (114 m) or Siemens 2.7-129 (109 m)
  - Permanent Met Tower
- 138-kV Electrical Interconnection
- Cranewalk
- Delivery Route
- Electrical Collection Lines
- Laydown Yard
- Potential O&M Area
- Site Road
- Substation
- Highway/Major Road
- Local Road
- Parcels
- County Boundary

N

0 1,000 2,000
Feet
1:12,000

Source: ESRI (2016)

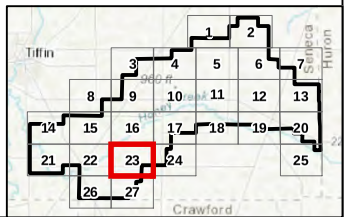

R:\PROJECTS\SENECA_6353\OPSB\MAPS\Figure_03-3_Layout.mxd

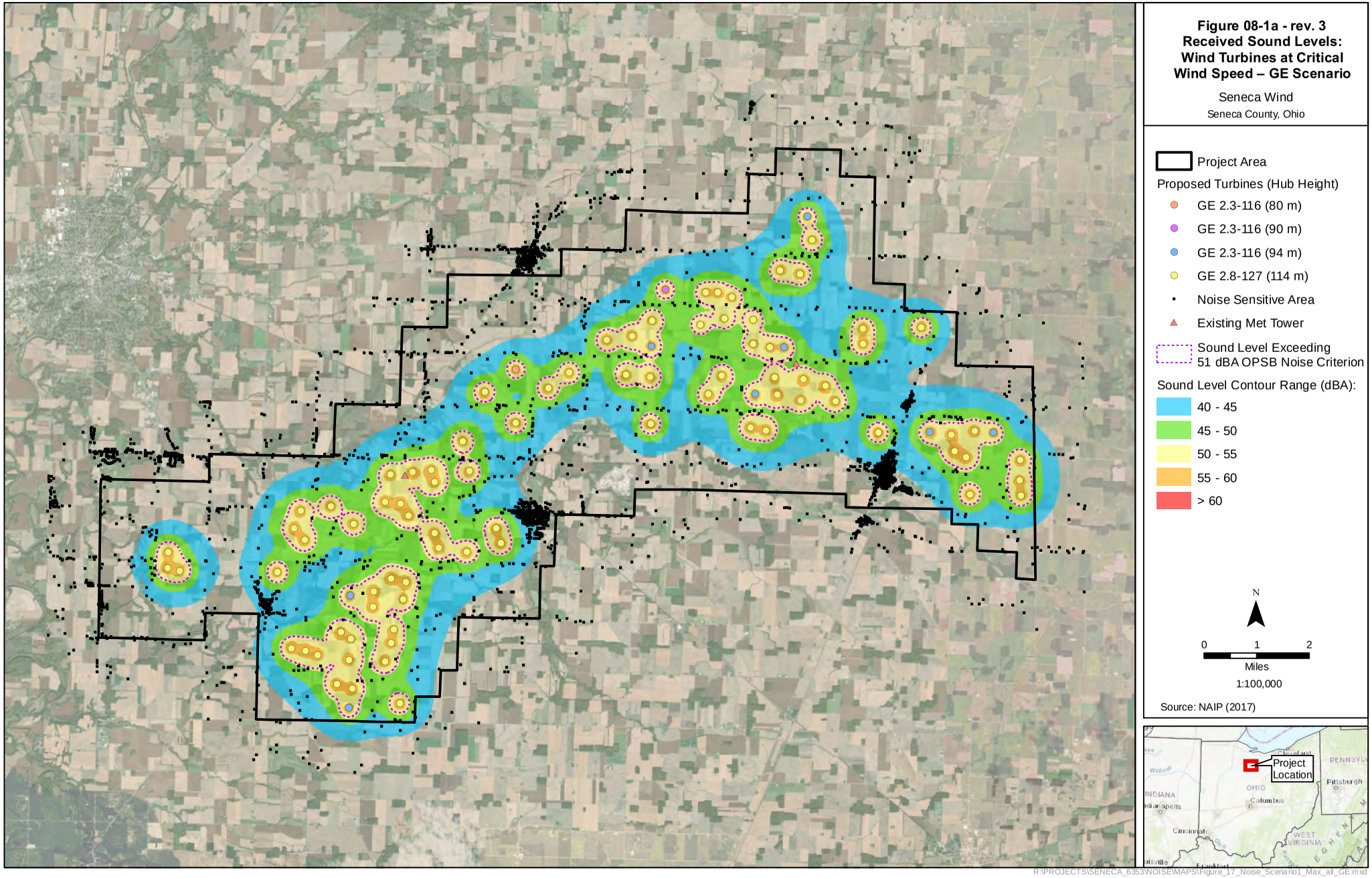

Figure 08-1a - rev. 3
Received Sound Levels: Wind Turbines at Critical Wind Speed – GE Scenario

Seneca Wind
Seneca County, Ohio

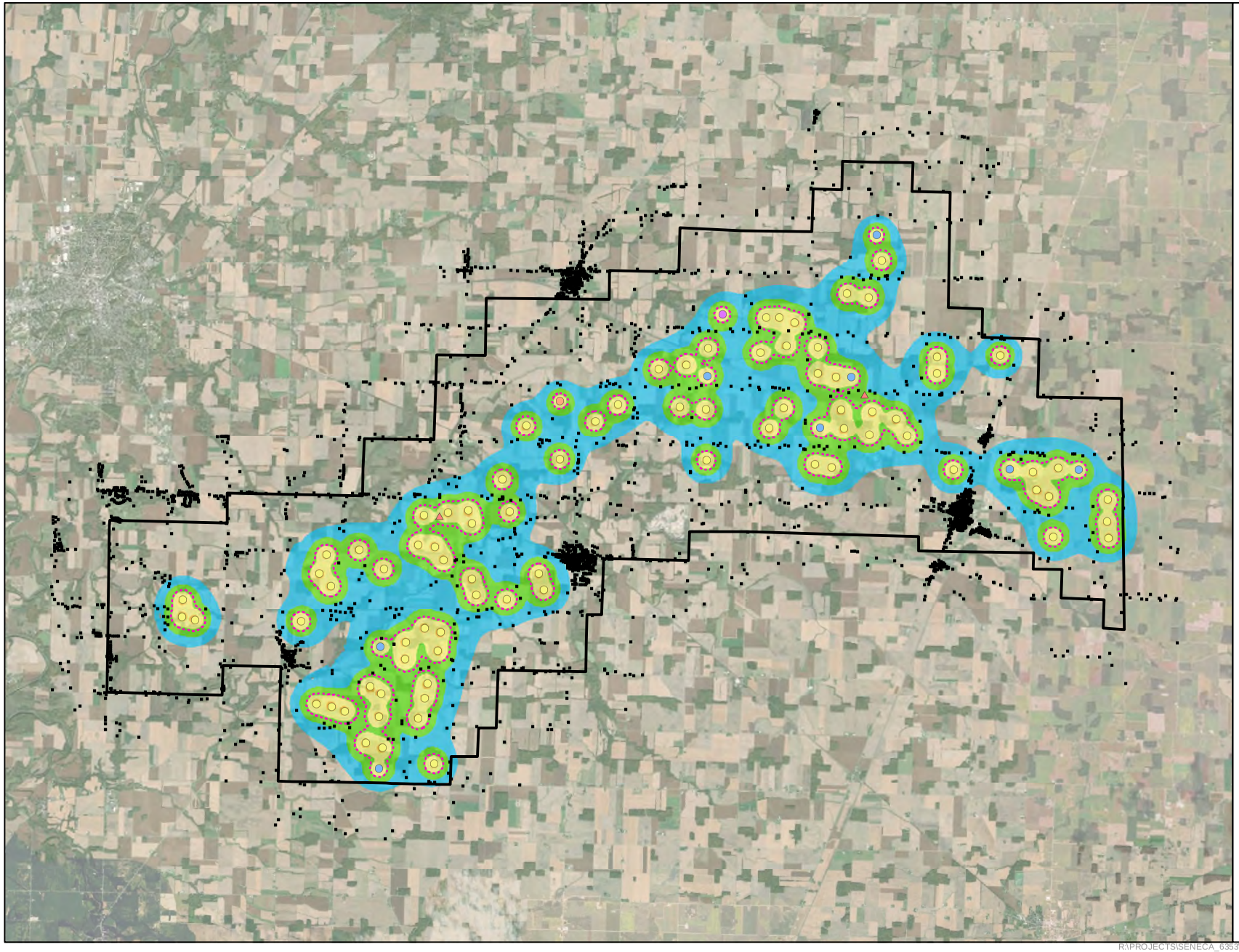

Figure 08-1b - rev. 3
Received Sound Levels:
Wind Turbines at Critical
Wind Speed – GE/SG Scenario

Seneca Wind
Seneca County, Ohio

Project Area

Proposed Turbines (Hub Height)

- GE 2.3-116 (80 m)
- GE 2.3-116 (90 m)
- GE 2.3-116 (94 m)
- SG 2.7-129 (109 m)
- Noise Sensitive Area
- Existing Met Tower
- Sound Level Exceeding 49 dBA OPSB Noise Criterion

Sound Level Contour Range (dBA):

- 40 - 45
- 45 - 50
- 50 - 55
- 55 - 60
- > 60

N

0 1 2
Miles
1:100,000

Source: NAIP (2017)

R:\PROJECTS\SENECA_6353\NOISE\MAPS\Figure_18_Noise_Scenario1_Max_GE_SG.mxd

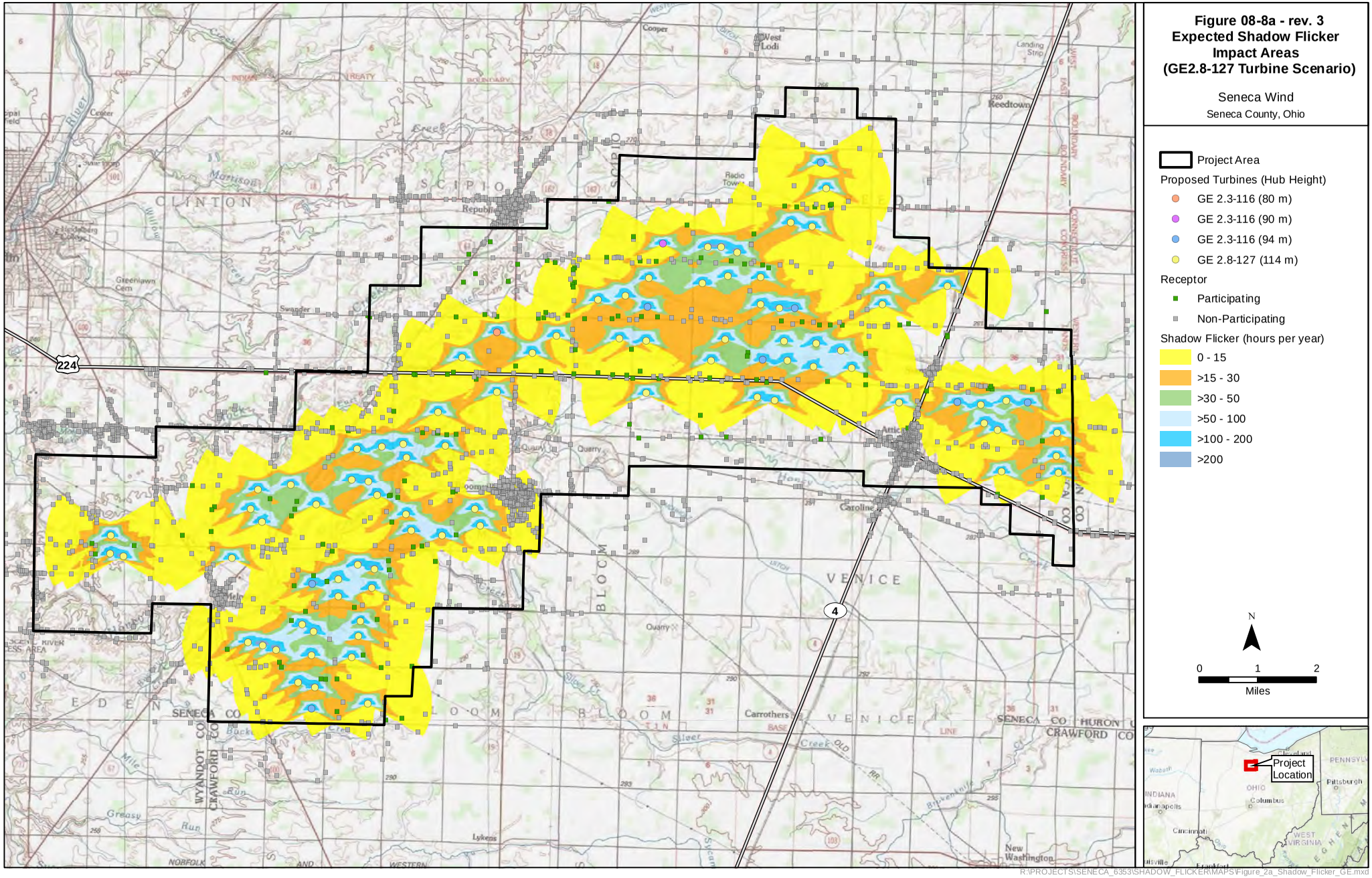

Figure 08-8a - rev. 3
Expected Shadow Flicker Impact Areas
(GE2.8-127 Turbine Scenario)

Seneca Wind
Seneca County, Ohio

R:\PROJECTS\SENECA_6353\SHADOW_FLICKER\MAPS\Figure_2a_Shadow_Flicker_GE.mxd

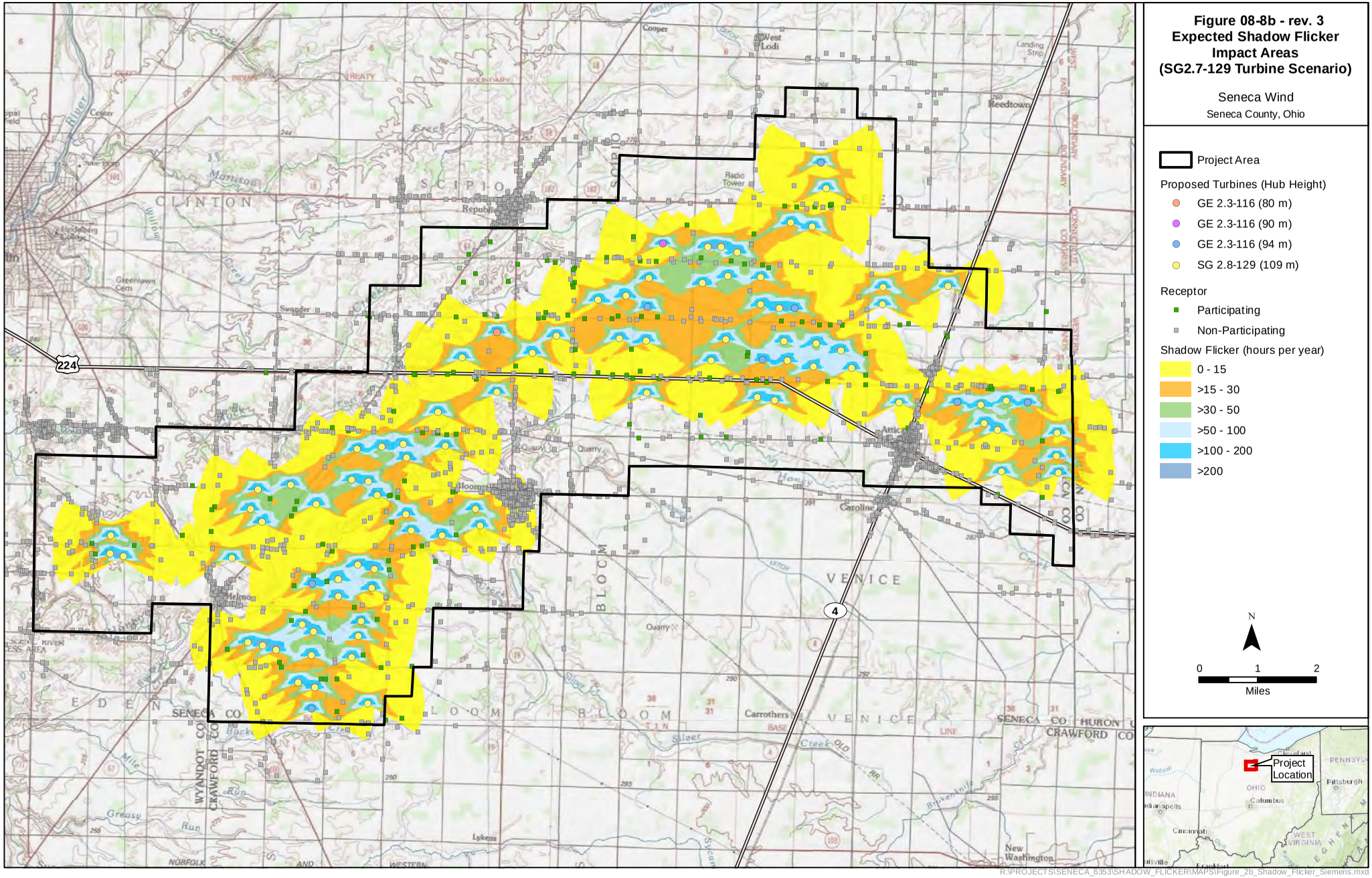
Figure 08-8b - rev. 3
Expected Shadow Flicker Impact Areas
(SG2.7-129 Turbine Scenario)
Seneca Wind
Seneca County, Ohio
Project Area
Proposed Turbines (Hub Height)
GE 2.3-116 (80 m)
GE 2.3-116 (90 m)
GE 2.3-116 (94 m)
SG 2.8-129 (109 m)
Receptor
Participating
Non-Participating
Shadow Flicker (hours per year)
0 - 15
>15 - 30
>30 - 50
>50 - 100
>100 - 200
>200
N
0
1
2
Miles
Project Location
CLINTON
SCIPIO
BLOOM
VENICE
EDEN
SENECA CO
WYANDOT CO
CRAWFORD CO
HURON CO
224
4
R:\PROJECTS\SENECA_6353\SHADOW_FLICKER\MAPS\Figure_2b_Shadow_Flicker_Siemens.mxd

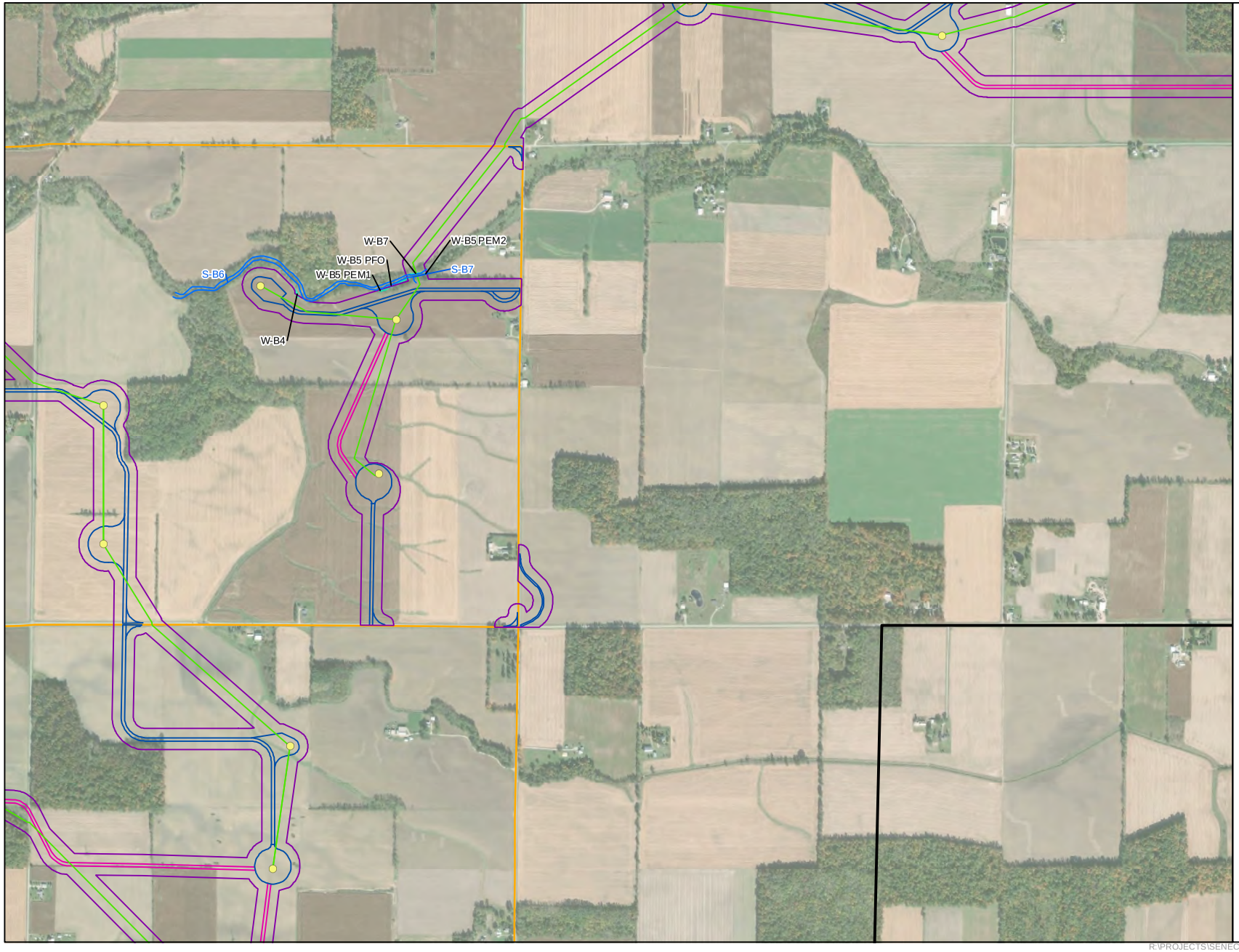

Figure 08-10
Delineated Wetland Resources
Sheet 23 of 27

Seneca Wind
Seneca County, Ohio

- Project Area
- Proposed Turbines (Hub Height)
  - GE 2.3-116 (80 m)
  - GE 2.3-116 (90 m)
  - GE 2.3-116 (94 m)
  - GE 2.8-127 (114 m) or Siemens 2.7-129 (109 m)
- 138-kV Gen-Tie Line
- Cranewalk
- Delivery Route
- Electrical Collection Lines
- Laydown Yard
- O&M Yard
- Site Road
- Substation
- Wetlands Survey Area
- Delineated Stream
- Wetland Continuation
- Delineated Wetland
- Wetlands Impact
- County Boundary

N

0 1,000 2,000
Feet
1:12,000

Source: ESRI (2016)

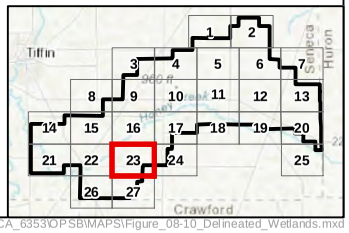

R:\PROJECTS\SENECA_6353\OPSB\MAPS\Figure_08-10_Delineated_Wetlands.mxd

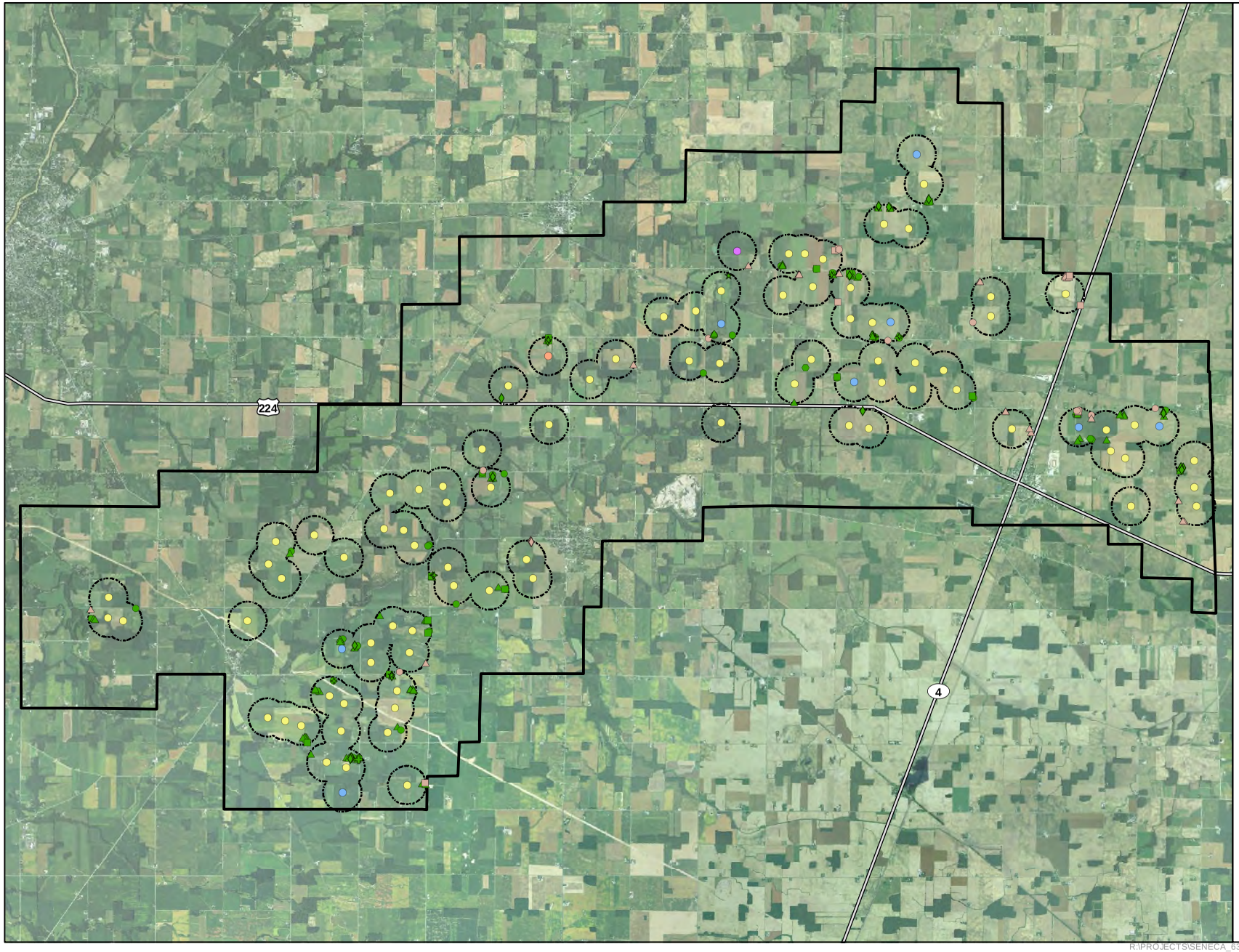

Figure 08-13
Structures within 1,500 feet of a Proposed Turbine

Seneca Wind
Seneca County, Ohio

Project Area
1,500-foot Turbine Buffer

Proposed Turbines (Hub Height)
- GE 2.3-116 (80 m)
- GE 2.3-116 (90 m)
- GE 2.3-116 (94 m)
- GE 2.8-127 (114 m) or Siemens 2.7-129 (109 m)

Structure Type
- Barn
- Garage
- House
- Outbuilding
- Silo
- Tanks
- Tower
- Trailer

Structure Parcel Status
- Participating
- Non-Participating

N

0 1 2
Miles
1:85,000

Source: NAIP (2017)

R:\PROJECTS\SENECA_6353\OPSB\MAPS\Figure_08-13_Structures_Near_Turbines.mxd

Shadow Flicker Impact Analysis
for Seneca Wind
Seneca County, Ohio

January 2019

Prepared for

Seneca Wind LLC

Prepared by

TETRA TECH

Table of Contents

1.0 Introduction 1
2.0 Shadow Flicker Background 1
3.0 WindPro Shadow Flicker Analysis 2
4.0 Shadow Flicker Analysis Results 3
5.0 Conclusion 3
6.0 References 4

List of Tables

Table 1. WindPro Shadow Flicker Impacts

Table 2. Statistical Summary of WindPro Impacts

List of Figures

Figure 1. Turbine and Receptor Locations

Figure 2a. Expected Shadow Flicker Impact Areas (GE2.8-127 Turbine Scenario)

Figure 2b. Expected Shadow Flicker Impact Areas (SG2.7-129 Turbine Scenario)

List of Attachments

Attachment A. Detailed Summary of WindPro Shadow Flicker Analysis Results

Acronyms and Abbreviations

GE	General Electric
Hz	Hertz
m	meter
MW	megawatt
NCDC	National Climatic Data Center
NAD83	North American 1983 Datum
NOAA	National Oceanic and Atmospheric Administration
OAC	Ohio Administrative Code
OPSB	Ohio Power Siting Board
the Project	Seneca Wind
Seneca Wind	Seneca Wind LLC
SG	Siemens Gamesa

1.0 INTRODUCTION

Seneca Wind LLC (Seneca Wind) is proposing to develop the Seneca Wind project (the Project), a wind energy facility located in Seneca County, Ohio. The original analysis, prepared in July 2018, analyzed 94 potential turbine locations, 10 of which were General Electric (GE) GE 2.3-116 wind turbine models and the remaining turbines comprised of GE 2.5-127 wind turbine models; a total of only 85 turbines would be the maximum number to be constructed. In September 2018, an update was prepared to reflect that the positions studied for GE 2.5-127 turbines could alternately be built with Siemens Gamesa (SG) 2.7-129 model turbines.

This additional update reflects a decrease in hub height for the SG 2.7-129, which will now be at a hub height of 109 meters (m)and a shift in the location of Turbine 59 by approximately 50 feet. In addition to the 10 GE 2.3-116 wind turbines, the remainder will be either GE 2.8-127 or SG 2.7-129 wind turbines. Because output from the turbines has increased, the total number of turbines that will ultimately be constructed will now be limited to 77.

The wind turbines being considered have the following characteristics:

- **GE 2.3-116** – A 3-blade 116-meter (m) rotor diameter and generating capacity of 2.3 MW. Up to 10 GE2.3-116 turbines will be used. Most of these turbines will have a hub height of 94 m. However, one of these turbines will have a hub height of 80 m and another will have a hub height of 90 m.
- **GE 2.8-127**– A 3-blade 127-meter rotor diameter and generating capacity of 2.82 MW. Up to 67 GE 2.8-127 turbines will be used. This turbine will have a hub height of 114 m. It is possible that 112-m towers may be used in a few select locations to address location-specific issues.
- **SG 2.7-129** – A 3-blade 129.69-meter rotor diameter and generating capacity of 2.7 MW. Up to 67 SG 2.7-129 turbines may be used as an alternative turbine to the GE 2.8-127. This turbine will have a hub height of 109 m.

Although a total of 93 turbine locations, as shown in Figure 1, have been assessed, only a maximum of 77 turbines will be constructed. This provides conservative results, as the effect of shadow flicker in some locations could be reduced if a contributing turbine is not constructed.

2.0 SHADOW FLICKER BACKGROUND

A wind turbine's moving blades can cast a moving shadow on locations within a certain distance of a turbine. These moving shadows, called shadow flicker, are a temporary phenomenon experienced near the turbines; the effect decreases with distance. The impact area depends on the time of year and day (which determine the sun's azimuth and altitude angles) and the wind turbine's physical characteristics (height, rotor diameter, blade width, and orientation of the rotor blades). Shadow flicker impact to surrounding properties generally occurs during low angle sunlight conditions, which typically occur during sunrise and sunset. However, when the sun angle gets very low (less than 3 degrees), sunlight passes through more of the atmosphere and becomes too diffused to form a coherent shadow (i.e., would not be perceived as flash). Shadow flicker will also not occur when the sun is obscured (e.g., by clouds or fog or at night) or when the source turbine(s) are not operating. In addition, shadow flicker is only an issue when at least 20 percent of the sun's disc is covered by the turbine blades.

Shadow flicker intensity is defined as the difference in brightness at a given location in the presence and absence of a shadow. Shadow flicker intensity diminishes with greater receptor-to-turbine separation distance. Shadow flicker intensity for receptor-to-turbine distances beyond 2,500 m (8,202 feet) is very low, and generally considered imperceptible. In general, closer proximity to turbines may make shadow flicker more noticeable, with the largest number of shadow flicker hours, along with greatest shadow flicker intensity, occurring in locations closest to the wind turbines.

Shadow flicker frequency is related to the wind turbine's rotor blade speed and the number of blades on the rotor. From a health standpoint, the low flicker frequencies associated with wind turbines are harmless, and public concerns that flickering light from wind turbines can have negative health effects, such as triggering seizures in people with epilepsy, are unfounded. Epilepsy Action (the working name for the British Epilepsy Foundation) states that there is no evidence that wind turbines can cause seizures (Epilepsy Action 2018). However, they recommend that wind turbine flicker frequency be limited to 3 Hertz (Hz); for comparison, strobe lights used in discos have frequencies which range from about 3 Hz to 10 Hz (1 Hz = 1 flash per second). Since the Project's wind turbine blade pass frequency is approximately 0.8 Hz (less than 1 blade pass per second), no negative health effects to individuals with photosensitive epilepsy are expected.

The Ohio Power Siting Board (OPSB) has established specific standards for shadow flicker related to wind energy facilities in Ohio Administrative Code (OAC) 4906-4-09(H)(1). This regulation requires that applicable facilities, such as the Project, be designed to avoid unreasonable adverse shadow flicker effect at any non-participating sensitive receptor within 1,000 m of any turbine and establishes shadow flicker levels of 30 hours per year as a minimum threshold for determining impacts. This metric has been used as a benchmark for the shadow flicker analysis.

3.0 WINDPRO SHADOW FLICKER ANALYSIS

An analysis of potential shadow flicker impacts from the Project was conducted using the WindPro software package. As described above, 93 turbine locations have been evaluated with WindPro, although only up to 85 wind turbines would be installed.

The WindPro analysis was conducted to determine shadow flicker impacts under realistic impact conditions (actual expected shadow). This analysis calculated the total amount of time (hours and minutes per year) that shadow flicker could occur at receptors surrounding the Project. The realistic impact condition scenario is based on the following:

- The elevation and position geometries of the wind turbines and surrounding receptors (potentially occupied residences). Elevations were determined using United States Geological Survey digital elevation model data. Position geometries were determined using geographic information system and referenced to Universal Transverse Mercator Zone 17 (North American 1983 Datum [NAD83]).
- The position of the sun and the incident sunlight relative to the wind turbine and receptors on a minute-by-minute basis over the course of a year (WindPro-generated values).
- Historical sunshine availability (percent of total hours available). Historical sunshine rates for the area, as summarized by the National Climatic Data Center (National Oceanic and Atmospheric Administration [NOAA] 2016) for nearby Toledo, Ohio, used in this analysis are as follows:
    - January – 41 percent
    - February – 48 percent
    - March – 50 percent
    - April – 53 percent
    - May – 59 percent
    - June – 61 percent
    - July – 65 percent
    - August – 61 percent
    - September – 58 percent
    - October – 52 percent
    - November – 34 percent
    - December – 29 percent
- Estimated wind turbine operations and orientation (based on over 8 years of wind data from October 2009 through June 2018, including wind speed/wind direction, frequency, and distribution, measured at meteorological towers located in the Project area).

- Receptor viewpoints (i.e., house windows) are assumed to always be directly facing turbine-to-sun line-of-sight ("greenhouse mode").

WindPro incorporates terrain elevation contour information, and the analysis accounts for terrain elevation differences. The sun's path with respect to each turbine location is calculated by the software to determine the cast shadow paths every minute over a full year. Sun angles less than 3 degrees above the horizon were excluded for the reasons identified in Section 2. Since shadow flicker is only an issue when at least 20 percent of the sun disc is covered by the blades, WindPro uses blade width dimension data to calculate the maximum distance from the turbine where shadow flicker must be calculated. Beyond this distance, the turbine will not contribute to the shadow flicker impact. No potential screening effect from trees, shrubs, barns, or other obstacles was assumed in the shadow flicker analysis. In reality, such factors can block shadows from falling onto windows of receptors and eliminate the effect.

A total of 2,902 structures were identified within 1 mile of the Project Area and were assumed to be occupied or potentially occupied residences (receptors for the purpose of this analysis). A receptor in the model is defined as a 1 square meter area (the approximate size of a typical window) that is located 1 m (3.28 feet) above ground level. Approximate eye level is set at 1.5 m (4.94 feet). Figure 1 shows the locations of all 2,902 shadow flicker receptors (presumed to be occupied residences), along with the 94 potential turbine locations evaluated.

4.0 SHADOW FLICKER ANALYSIS RESULTS

As expected, WindPro predicts that shadow flicker impacts will be greatest at locations nearer to the wind turbines. Figures 2a and 2b illustrate the WindPro-predicted shadow flicker impact areas for the GE 2.8-127 and SG 2.7-129 turbine scenarios, respectively. A detailed WindPro shadow flicker analysis summary, for each of turbine model scenarios and the modeled receptor locations, is provided in Attachment A.

Table 1 presents the WindPro predicted shadow flicker impacts for the 47 receptors (of 2,902 total receptors) for which potential impacts were calculated as being over 30 hours per year. Of these receptors, 26 have entered into agreements with Seneca Wind, and are considered participating landowners. Table 1 presents the worst-case impacts from either of the two turbine model scenarios modeled.

The shadow flicker impact prediction statistics are summarized in Table 2. The predicted shadow flicker impacts for non-participating residences range from 60 hours, 27 minutes per year (at Receptor 76) to 30 hours, 7 minutes (at Receptor 81). Even the highest predicted shadow flicker impacts (60 hours and 27 minutes) reflects only approximately 1.4 percent of annual daylight hours.

Seneca Wind is committed to reducing shadow flicker impacts to meet the OPSB requirements. For each of the 21 non-participating residences that currently show impacts greater than that standard, additional investigation and/or coordination will occur to determine the most effective approach. This may include refined analyses that incorporate the potential for vegetation to block line-of-sight and/or to refine window exposures; and consideration of mitigation measures such as window shades or other screening measures. As decisions are made regarding which specific turbine locations will be constructed, flicker modeling may be revised, as contributing turbines (if not to be constructed) may be skewing the results higher than will be actually experienced. If necessary, curtailed operation under certain conditions can also be considered.

5.0 CONCLUSION

The analysis of potential shadow flicker impacts from the Project on nearby receptors shows that shadow flicker impacts within the area of study are expected to be minor, although for 21 non-participating

receptors impact potential is greater than 30 hours per year. The highest level of impact for non-participating receptors reflects impacts occurring just 1.4 percent of annual daylight hours, as compared to the 0.7 percent of annual daylight hours reflected by 30 hours per year. This small incremental difference is not expected to be significant. However, as noted above, Seneca Wind is committed to achieving compliance with the OPSB standard and will conduct additional investigations and/or coordination to identify the most effective and appropriate approach.

The analysis was deliberately conservative and actual shadow flicker is expected to occur for less than the modeled durations. The analysis assumes that the receptors all have a direct in-line view of the incoming shadow flicker sunlight and does not account for trees or other obstructions which may block sunlight. Impacts will also be reduced given that the windows of many houses will not face the sun directly during the key shadow flicker impact times. Adding to the conservatism reflected in these results, the 93 turbines were modeled cumulatively; because Seneca Wind will only construct up to 77 turbines, some turbines that contribute to potential shadow flicker effects at certain residences will be eliminated, reducing the potential for impact.

6.0 REFERENCES

Epilepsy Action. 2018. Information Web Page on Photosensitive Epilepsy. British Epilepsy Association. http://www.epilepsy.org.uk/info/photo_other.html. Accessed July 2018.

National Oceanic and Atmospheric Administration (NOAA). 2016. Comparative Climatic Data for the United States Through 2015.

FIGURES

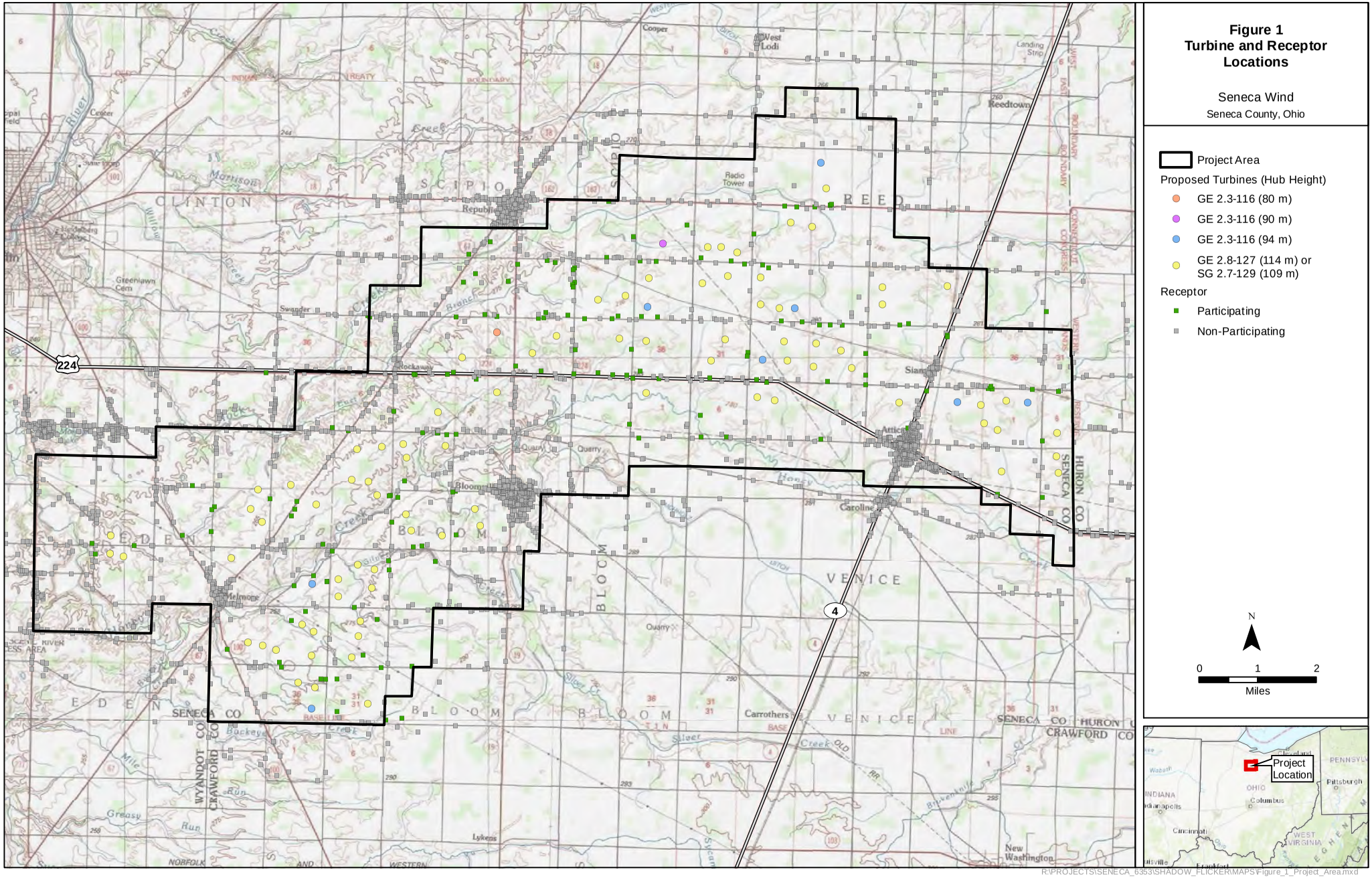

Figure 1
Turbine and Receptor Locations

Seneca Wind
Seneca County, Ohio

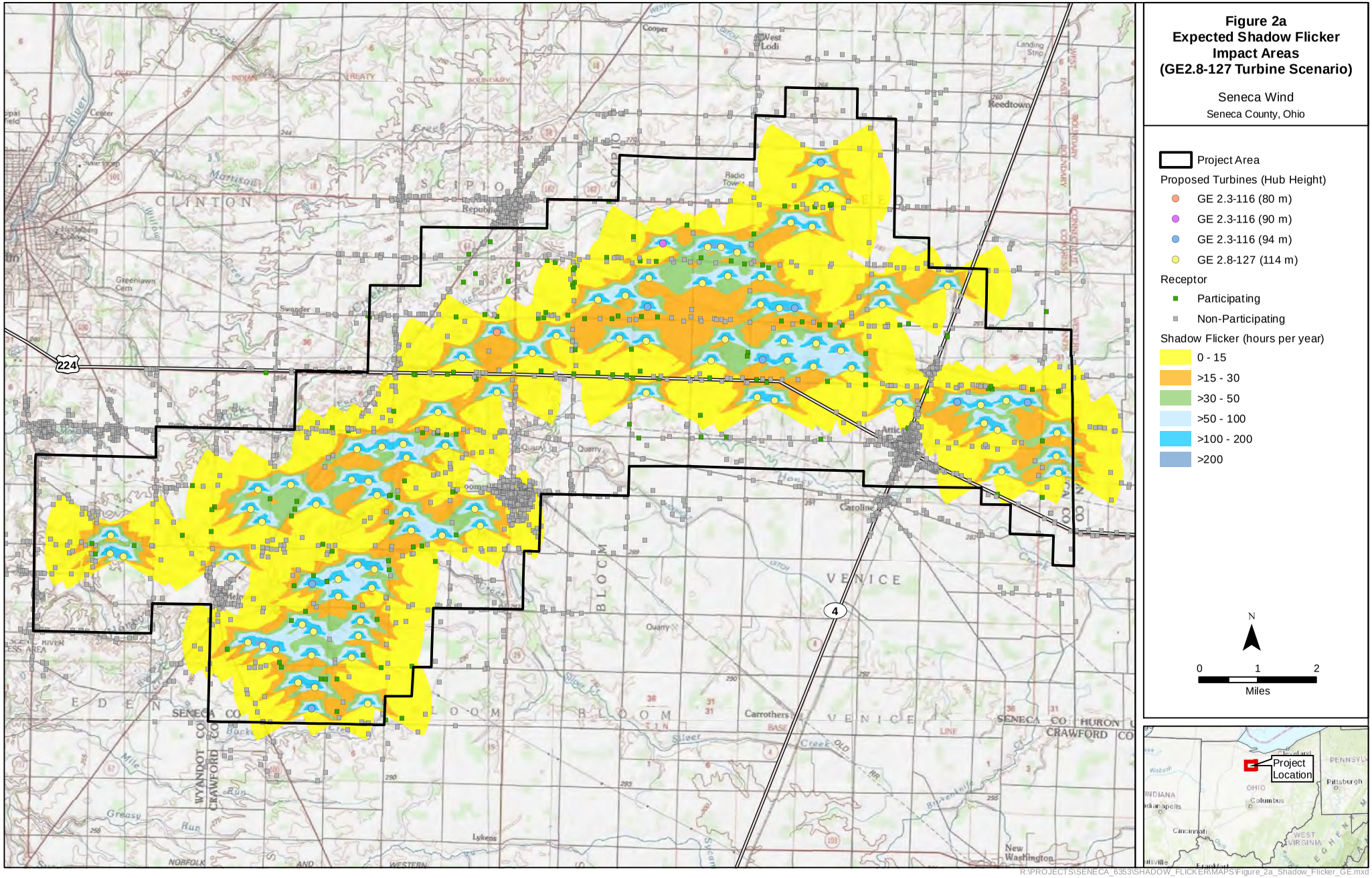

Figure 2a
Expected Shadow Flicker Impact Areas
(GE2.8-127 Turbine Scenario)

Seneca Wind
Seneca County, Ohio

R:\PROJECTS\SENECA_6353\SHADOW_FLICKER\MAPS\Figure_2a_Shadow_Flicker_GE.mxd

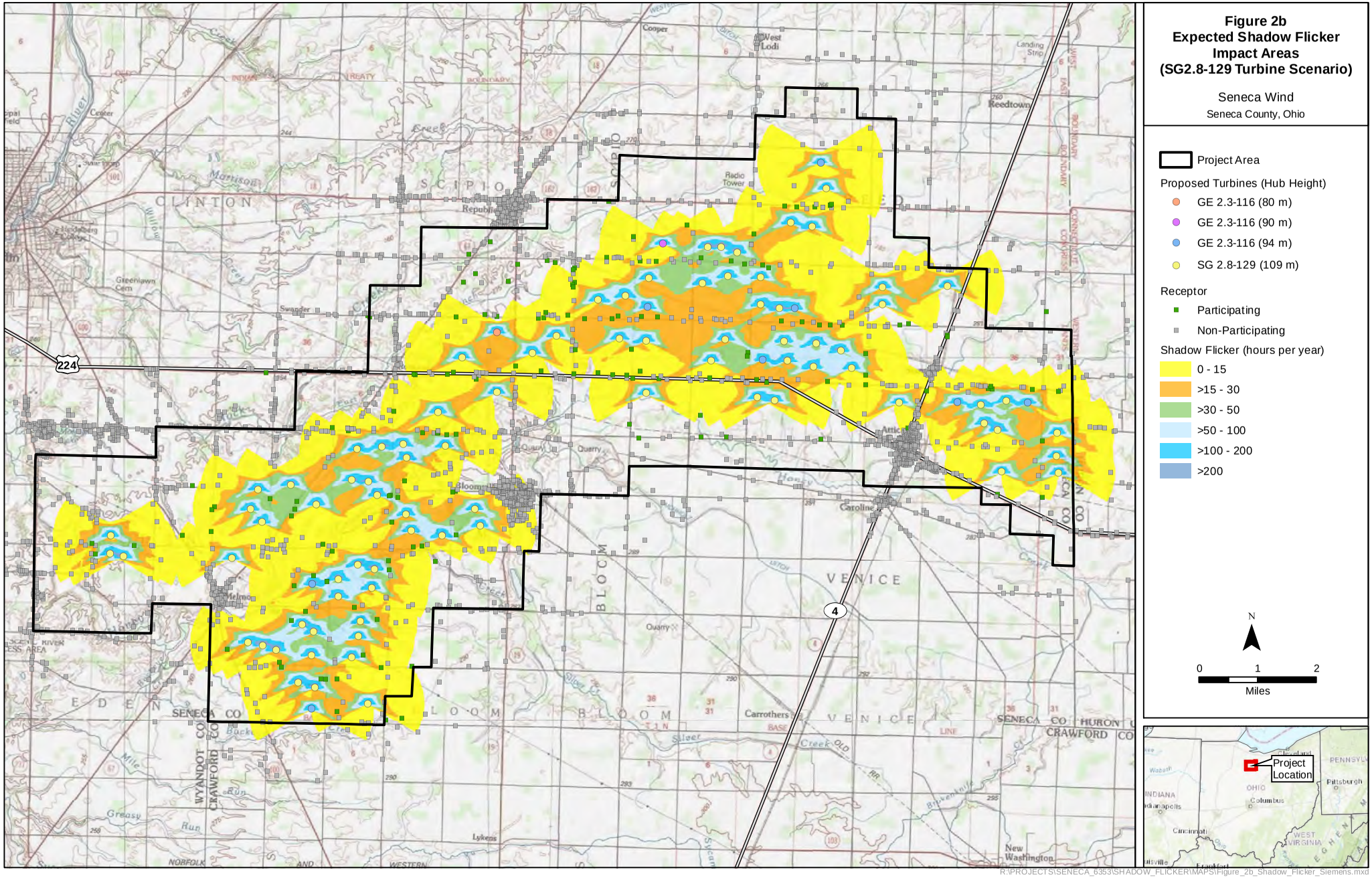

Figure 2b
Expected Shadow Flicker Impact Areas
(SG2.8-129 Turbine Scenario)

Seneca Wind
Seneca County, Ohio

R:\PROJECTS\SENECA_6353\SHADOW_FLICKER\MAPS\Figure_2b_Shadow_Flicker_Siemens.mxd

TABLES

Table 1. WindPro Shadow Flicker Impacts		
Receptor ID	**Project Participation Status**	**Shadow Hours per Year (expected) (hh:mm / year)**
2756	Participating	108:39:00
184	Participating	108:29:00
2746	Participating	82:19:00
2744	Participating	60:28:00
76	**Non-Participating**	**60:27:00**
77	**Non-Participating**	**60:00:00**
192	**Non-Participating**	**59:05:00**
38	Participating	58:47:00
124	Participating	58:35:00
183	Participating	58:06:00
2735	**Non-Participating**	**57:01:00**
2742	Participating	54:55:00
276	Participating	52:20:00
84	Participating	50:58:00
995	Participating	50:41:00
37	Participating	50:00:00
2757	Participating	49:58:00
187	Participating	46:42:00
1163	**Non-Participating**	**46:31:00**
714	**Non-Participating**	**44:22:00**
119	Participating	43:38:00
715	**Non-Participating**	**42:38:00**
319	Participating	41:26:00
291	Participating	40:52:00
186	Participating	40:44:00
938	Participating	39:33:00
2739	**Non-Participating**	**39:05:00**
937	Participating	38:17:00
546	**Non-Participating**	**37:44:00**
97	Participating	37:20:00
572	**Non-Participating**	**36:45:00**

Table 1. WindPro Shadow Flicker Impacts		
Receptor ID	**Project Participation Status**	**Shadow Hours per Year (expected) (hh:mm / year)**
780	**Non-Participating**	**36:40:00**
115	**Non-Participating**	**36:38:00**
994	**Non-Participating**	**35:44:00**
36	Participating	34:04:00
79	Participating	33:58:00
1068	**Non-Participating**	**32:39:00**
2743	**Non-Participating**	**32:31:00**
859	**Non-Participating**	**31:42:00**
560	Participating	31:28:00
168	**Non-Participating**	**30:50:00**
991	Participating	30:45:00
629	**Non-Participating**	**30:39:00**
988	**Non-Participating**	**30:36:00**
272	Participating	30:35:00
362	**Non-Participating**	**30:27:00**
81	**Non-Participating**	**30:07:00**

Notes: Shadow flicker impacts at non-participating receptors shown in bold font.
The shadow flicker impacts presented are worst case for either turbine scenario.

Table 2. Statistical Summary of WindPro Shadow Flicker Impacts	
Cumulative Shadow Flicker Time (expected)	**Number of Receptors**
Total	2,902
= 0 Hours	1,952
> 0 Hours < 10 Hours	687
≥ 10 Hours < 20 Hours	157
≥ 20 Hours < 30 Hours	59
≥ 30 Hours	47*

* Only 21 of the receptors predicted to have greater than 30 hours per year shadow flicker impact occur at non-participating receptors.

Attachment A:
Detailed Summary of WindPro Shadow Flicker Analysis Results

Detailed Summary of WindPro Shadow Flicker Analysis Results

Receptor ID	UTM-E (m)	UTM-N (m)	Receptor Participation Status	Expected Shadow Flicker - hours per year [hh:mm]	
				GE/SG Turbine Scenario	GE Turbine Scenario
1	328,062.74	4,539,898.98	Non-Participating	0:00	3:00
2	327,500.87	4,540,037.43	Non-Participating	0:00	0:00
3	326,691.48	4,539,836.63	Non-Participating	1:05	1:06
4	326,131.31	4,539,967.47	Non-Participating	3:58	4:03
5	325,612.56	4,539,783.52	Non-Participating	0:00	0:00
6	323,044.76	4,540,078.27	Non-Participating	0:00	0:00
7	322,908.84	4,540,115.21	Non-Participating	0:00	0:00
8	322,311.00	4,539,743.50	Non-Participating	0:00	0:00
9	321,805.95	4,540,152.45	Non-Participating	0:00	0:00
10	320,833.47	4,540,182.88	Non-Participating	0:00	0:00
11	320,667.64	4,541,331.04	Non-Participating	0:00	0:00
12	320,835.02	4,540,845.34	Non-Participating	0:00	0:00
13	321,231.88	4,541,292.23	Non-Participating	0:00	0:00
14	321,110.27	4,541,212.91	Non-Participating	0:00	0:00
15	321,341.54	4,541,295.13	Non-Participating	0:00	0:00
16	321,673.27	4,541,532.08	Non-Participating	0:00	0:00
17	321,296.45	4,541,773.42	Non-Participating	0:00	0:00
18	321,438.11	4,541,773.21	Non-Participating	0:00	0:00
19	321,539.62	4,541,763.69	Non-Participating	0:00	0:00
20	321,556.54	4,541,778.40	Non-Participating	0:00	0:00
21	322,297.42	4,541,620.71	Non-Participating	0:00	5:52
22	321,870.11	4,540,410.08	Non-Participating	0:00	0:00
23	322,242.93	4,540,481.46	Non-Participating	0:00	0:00
24	322,362.16	4,541,223.50	Non-Participating	0:00	0:00
25	322,357.38	4,541,777.62	Non-Participating	3:28	3:26
26	323,344.91	4,541,053.22	Non-Participating	2:20	2:28
27	323,370.99	4,540,944.49	Non-Participating	2:46	2:52
28	323,599.82	4,540,680.22	Non-Participating	6:40	8:39
29	323,644.24	4,540,446.51	Non-Participating	1:16	5:03
30	323,830.89	4,540,175.75	Non-Participating	2:24	2:27
31	323,860.02	4,540,870.73	Non-Participating	18:08	18:02
32	323,442.18	4,541,669.13	Non-Participating	2:00	3:37
33	323,889.05	4,541,721.95	Non-Participating	9:41	9:52
34	323,751.91	4,541,680.54	Non-Participating	6:46	7:18
35	324,008.73	4,540,171.85	Non-Participating	4:13	4:18
36	324,306.33	4,541,677.97	Participating	34:04:00	34:02:00
37	325,534.43	4,541,351.38	Participating	48:52:00	50:00:00
38	325,401.56	4,541,362.24	Participating	58:06:00	58:47:00
39	325,842.92	4,540,450.54	Participating	18:54	19:04
40	325,893.12	4,540,279.10	Non-Participating	16:37	15:49
41	326,004.26	4,540,714.81	Non-Participating	27:53:00	27:57:00
42	325,835.33	4,541,357.65	Participating	20:36	20:33
43	326,170.25	4,541,416.52	Non-Participating	11:35	11:48
44	327,049.26	4,541,665.84	Participating	11:07	11:22
45	327,144.02	4,540,719.84	Non-Participating	22:10	21:40
46	327,101.69	4,540,398.79	Non-Participating	0:00	0:00
47	326,705.99	4,540,142.97	Non-Participating	0:45	0:46
48	326,588.00	4,540,128.88	Non-Participating	1:01	1:02
49	326,529.45	4,540,169.59	Non-Participating	1:11	1:13
50	327,182.40	4,540,226.00	Participating	0:00	0:00
51	327,626.51	4,540,272.72	Participating	12:12	12:32
52	328,272.10	4,540,383.49	Non-Participating	0:00	1:24

Receptor ID	UTM-E (m)	UTM-N (m)	Receptor Participation Status	Expected Shadow Flicker - hours per year [hh:mm]	
				GE/SG Turbine Scenario	GE Turbine Scenario
53	328,666.32	4,541,269.15	Non-Participating	0:00	0:00
54	327,238.71	4,541,404.60	Non-Participating	6:57	7:02
55	329,097.84	4,540,070.79	Non-Participating	0:00	0:00
56	330,566.33	4,543,083.97	Non-Participating	0:00	0:00
57	330,340.77	4,543,248.55	Non-Participating	0:00	0:00
58	330,197.36	4,543,203.83	Non-Participating	0:00	0:00
59	329,957.04	4,543,263.02	Non-Participating	0:00	0:00
60	329,820.67	4,543,250.68	Non-Participating	0:00	0:00
61	329,560.71	4,543,236.45	Non-Participating	0:00	0:00
62	329,513.75	4,543,205.90	Non-Participating	0:00	0:00
63	329,459.00	4,541,699.57	Non-Participating	0:00	0:00
64	329,949.18	4,541,774.35	Non-Participating	0:00	0:00
65	330,473.11	4,541,835.41	Non-Participating	0:00	0:00
66	330,420.13	4,542,509.76	Non-Participating	0:00	0:00
67	330,413.72	4,542,667.85	Non-Participating	0:00	0:00
68	328,688.79	4,542,923.69	Non-Participating	0:00	0:00
69	328,344.20	4,543,247.45	Non-Participating	0:00	1:44
70	327,740.03	4,542,939.99	Non-Participating	4:20	4:31
71	327,464.68	4,542,903.12	Non-Participating	8:28	10:46
72	327,243.49	4,541,782.62	Non-Participating	4:43	4:46
73	327,894.34	4,541,705.33	Participating	0:00	4:20
74	328,548.37	4,541,840.65	Non-Participating	0:00	0:00
75	326,319.60	4,543,328.67	Participating	12:25	13:43
76	325,633.82	4,542,448.44	Non-Participating	60:27:00	59:50:00
77	325,782.09	4,541,870.96	Non-Participating	59:48:00	60:00:00
78	327,201.83	4,542,303.71	Non-Participating	14:38	14:46
79	326,950.60	4,542,997.77	Participating	33:58:00	33:49:00
80	325,283.03	4,543,330.64	Non-Participating	17:04	18:46
81	325,191.38	4,543,425.89	Non-Participating	29:03:00	30:07:00
82	324,966.41	4,543,212.15	Participating	14:20	17:11
84	324,578.31	4,542,961.77	Participating	50:58:00	50:39:00
85	324,264.99	4,541,811.50	Participating	18:56	19:08
86	323,813.67	4,543,297.03	Non-Participating	7:56	8:07
87	323,807.63	4,543,199.88	Non-Participating	4:28	4:35
88	322,925.10	4,542,986.89	Non-Participating	7:19	7:33
89	323,182.18	4,543,372.63	Non-Participating	0:00	0:00
90	323,106.98	4,543,362.01	Non-Participating	0:00	0:00
91	322,697.43	4,543,383.87	Non-Participating	0:00	0:00
92	322,520.73	4,543,380.56	Non-Participating	0:00	0:00
93	322,588.93	4,543,283.72	Non-Participating	0:00	1:26
94	322,563.81	4,543,115.18	Non-Participating	5:02	5:15
95	322,559.22	4,542,938.29	Non-Participating	9:07	8:46
96	322,418.01	4,542,842.89	Non-Participating	5:35	5:38
97	322,818.64	4,542,166.19	Participating	37:20:00	36:28:00
98	323,594.70	4,541,804.43	Non-Participating	4:26	4:35
99	320,960.27	4,543,386.48	Non-Participating	0:00	0:00
100	320,773.43	4,542,844.22	Non-Participating	0:00	0:00
101	320,769.41	4,542,797.04	Non-Participating	0:00	0:00
102	320,775.04	4,542,768.06	Non-Participating	0:00	0:00
103	320,774.39	4,542,730.44	Non-Participating	0:00	0:00
104	320,770.32	4,542,379.31	Non-Participating	0:00	0:00
105	322,093.01	4,542,183.88	Non-Participating	3:05	4:31

Receptor ID	UTM-E (m)	UTM-N (m)	Receptor Participation Status	Expected Shadow Flicker - hours per year [hh:mm]	
				GE/SG Turbine Scenario	GE Turbine Scenario
106	321,921.31	4,542,264.23	Non-Participating	2:02	2:06
107	320,719.56	4,542,770.01	Non-Participating	0:00	0:00
108	320,631.53	4,543,164.13	Non-Participating	0:00	0:00
109	320,715.19	4,543,392.17	Non-Participating	0:00	0:00
110	319,748.00	4,543,404.57	Non-Participating	0:00	0:00
111	319,120.15	4,543,829.98	Non-Participating	0:00	0:00
112	318,957.76	4,543,950.17	Non-Participating	0:00	0:00
113	318,959.20	4,544,211.33	Non-Participating	6:07	6:02
114	319,123.60	4,544,435.16	Non-Participating	16:37	16:43
115	319,114.81	4,544,620.04	Non-Participating	36:38:00	34:46:00
116	319,081.51	4,544,799.17	Non-Participating	23:17	23:06
117	318,911.17	4,545,026.62	Non-Participating	29:59:00	29:22:00
118	319,193.87	4,545,018.07	Non-Participating	24:50:00	24:25:00
119	319,203.09	4,544,790.95	Participating	43:38:00	43:37:00
120	319,193.32	4,544,580.01	Non-Participating	10:56	10:49
121	320,657.56	4,543,464.18	Non-Participating	0:00	0:00
122	320,722.15	4,544,113.71	Non-Participating	1:18	1:09
123	320,777.38	4,545,009.49	Non-Participating	13:05	13:10
124	320,266.59	4,545,017.14	Participating	58:35:00	58:07:00
125	320,793.32	4,543,577.09	Non-Participating	0:00	0:00
126	321,034.70	4,543,573.35	Non-Participating	0:00	0:00
127	320,997.51	4,544,626.13	Non-Participating	9:39	10:08
128	321,850.56	4,544,797.88	Non-Participating	3:41	3:42
129	322,158.67	4,544,538.17	Non-Participating	10:25	10:18
130	322,268.97	4,544,374.22	Non-Participating	15:29	14:19
131	322,359.77	4,544,362.21	Non-Participating	3:22	1:18
132	322,350.32	4,544,295.35	Non-Participating	0:00	0:00
133	322,252.86	4,544,217.91	Non-Participating	0:00	0:00
134	322,272.38	4,544,190.83	Non-Participating	0:00	0:00
135	322,285.08	4,544,160.79	Non-Participating	0:00	0:00
136	322,325.90	4,544,085.07	Non-Participating	0:00	0:00
137	322,346.66	4,544,040.75	Non-Participating	0:00	0:00
138	322,362.99	4,544,132.70	Non-Participating	0:00	0:00
140	322,425.99	4,543,932.60	Non-Participating	0:00	0:00
141	322,422.68	4,543,665.09	Non-Participating	0:00	0:00
142	322,528.25	4,543,669.99	Non-Participating	0:00	0:00
143	322,541.82	4,543,585.36	Non-Participating	0:00	0:00
144	322,634.91	4,543,514.07	Non-Participating	0:00	0:00
145	322,615.59	4,543,431.60	Non-Participating	0:00	0:00
146	322,662.46	4,543,424.41	Non-Participating	0:00	0:00
147	322,674.95	4,543,425.79	Non-Participating	0:00	0:00
148	322,747.51	4,543,406.96	Non-Participating	0:00	0:00
149	322,764.11	4,543,535.82	Non-Participating	0:00	0:00
150	322,705.86	4,543,680.68	Non-Participating	0:00	0:00
151	322,912.87	4,543,858.38	Non-Participating	0:00	0:00
152	322,772.45	4,543,816.36	Non-Participating	0:00	0:00
153	322,471.18	4,543,975.94	Non-Participating	0:00	0:00
154	322,489.51	4,543,438.42	Non-Participating	0:00	0:00
155	322,843.61	4,543,413.80	Non-Participating	0:00	0:00
156	322,941.75	4,543,432.25	Non-Participating	0:00	0:00
157	323,005.42	4,543,416.77	Non-Participating	0:00	0:00
158	323,031.55	4,543,411.85	Non-Participating	0:00	0:00

Receptor ID	UTM-E (m)	UTM-N (m)	Receptor Participation Status	Expected Shadow Flicker - hours per year [hh:mm]	
				GE/SG Turbine Scenario	GE Turbine Scenario
159	323,141.44	4,543,481.25	Non-Participating	0:00	0:00
160	323,539.69	4,543,552.08	Non-Participating	2:44	2:49
161	323,945.64	4,544,712.36	Non-Participating	5:51	5:58
162	323,782.21	4,544,726.68	Non-Participating	7:22	7:20
163	323,801.10	4,544,839.52	Non-Participating	6:47	6:50
164	323,930.28	4,544,953.34	Non-Participating	5:03	5:07
165	323,792.43	4,544,967.86	Non-Participating	7:14	7:18
166	323,542.21	4,544,980.56	Non-Participating	11:38	11:17
167	322,423.76	4,544,932.68	Non-Participating	14:25	13:56
168	322,432.86	4,544,495.52	Non-Participating	30:50:00	29:31:00
169	322,798.45	4,543,980.97	Non-Participating	0:00	0:00
170	322,857.56	4,544,016.71	Non-Participating	0:00	0:00
171	322,909.76	4,544,077.73	Non-Participating	0:00	0:00
172	322,956.08	4,544,094.19	Non-Participating	0:00	0:00
173	323,016.01	4,544,084.53	Non-Participating	0:00	0:00
174	324,037.83	4,544,924.87	Non-Participating	3:17	3:21
175	324,181.68	4,544,912.17	Non-Participating	2:27	2:31
176	324,658.43	4,543,915.48	Participating	22:36	22:54
177	324,623.33	4,544,208.69	Non-Participating	13:00	14:34
178	324,775.43	4,544,353.44	Non-Participating	17:12	18:57
179	325,584.83	4,544,832.83	Non-Participating	6:16	8:20
180	325,568.85	4,544,777.48	Non-Participating	8:40	8:49
181	324,408.04	4,544,831.08	Non-Participating	1:41	3:02
182	324,365.67	4,544,932.19	Non-Participating	1:42	2:57
183	325,204.50	4,544,195.82	Participating	54:48:00	58:06:00
184	325,552.81	4,544,028.00	Participating	108:29:00	107:22:00
185	325,706.37	4,544,870.50	Participating	9:12	9:12
186	327,260.80	4,544,606.04	Participating	33:36:00	40:44:00
187	327,267.47	4,544,348.75	Participating	44:14:00	46:42:00
188	327,216.25	4,543,575.98	Non-Participating	6:41	7:15
189	326,539.04	4,543,383.70	Non-Participating	24:46:00	26:04:00
190	327,335.91	4,544,919.27	Non-Participating	7:34	9:02
191	327,650.13	4,544,738.58	Non-Participating	13:46	13:36
192	327,298.46	4,544,195.77	Non-Participating	59:05:00	58:22:00
193	327,810.99	4,543,343.71	Non-Participating	11:24	13:45
194	327,922.52	4,543,397.09	Non-Participating	6:28	8:24
195	328,595.28	4,543,382.50	Non-Participating	0:00	0:00
196	328,668.68	4,543,362.49	Non-Participating	0:00	0:00
197	328,909.11	4,544,546.52	Non-Participating	0:00	0:00
198	328,550.40	4,544,581.67	Participating	0:00	0:56
199	327,895.47	4,544,791.93	Non-Participating	5:08	5:19
200	328,911.17	4,543,328.07	Non-Participating	0:00	0:00
201	328,941.01	4,543,477.01	Non-Participating	0:00	0:00
202	329,147.97	4,543,344.17	Non-Participating	0:00	0:00
203	329,198.52	4,543,372.08	Non-Participating	0:00	0:00
204	328,950.22	4,543,824.21	Non-Participating	0:00	0:00
205	328,947.15	4,543,863.12	Non-Participating	0:00	0:00
206	328,943.75	4,543,904.66	Non-Participating	0:00	0:00
207	329,363.54	4,544,899.07	Non-Participating	0:53	2:11
208	329,838.65	4,544,866.99	Non-Participating	5:21	5:31
209	330,503.86	4,543,361.28	Non-Participating	0:00	0:00
210	330,353.52	4,543,328.05	Non-Participating	0:00	0:00

Receptor ID	UTM-E (m)	UTM-N (m)	Receptor Participation Status	Expected Shadow Flicker - hours per year [hh:mm]	
				GE/SG Turbine Scenario	GE Turbine Scenario
211	330,170.41	4,543,450.29	Non-Participating	0:00	0:00
212	329,658.87	4,544,149.09	Non-Participating	0:00	0:00
213	329,712.67	4,544,061.86	Non-Participating	0:00	0:00
214	329,776.89	4,544,059.26	Non-Participating	0:00	0:00
215	330,100.63	4,544,071.19	Non-Participating	0:00	0:00
216	330,153.96	4,544,065.04	Non-Participating	0:00	0:00
217	330,860.08	4,544,835.47	Non-Participating	0:00	0:00
222	330,850.49	4,544,952.45	Non-Participating	4:22	4:19
223	330,822.55	4,544,935.74	Non-Participating	2:11	2:03
224	330,632.52	4,545,574.98	Non-Participating	16:41	17:09
225	331,041.20	4,545,767.04	Non-Participating	4:18	4:26
226	331,038.87	4,545,826.86	Non-Participating	4:10	4:22
227	330,948.38	4,545,711.44	Non-Participating	5:16	5:27
228	331,056.72	4,546,022.74	Non-Participating	3:59	4:10
229	331,216.95	4,546,092.06	Non-Participating	1:37	3:02
230	331,420.87	4,546,441.07	Non-Participating	0:00	0:00
231	331,220.29	4,546,281.92	Non-Participating	0:00	2:43
232	331,239.22	4,546,445.88	Non-Participating	0:00	3:00
233	331,367.13	4,546,509.89	Non-Participating	0:00	0:00
234	331,277.12	4,546,734.93	Non-Participating	0:00	0:00
235	331,206.88	4,546,765.21	Non-Participating	0:00	1:05
236	330,824.26	4,546,821.18	Non-Participating	3:38	3:48
237	330,681.67	4,546,916.04	Non-Participating	0:00	0:00
238	330,370.66	4,546,892.42	Non-Participating	0:00	0:00
239	330,212.96	4,546,664.63	Non-Participating	0:00	0:00
240	330,063.82	4,546,548.09	Non-Participating	0:00	0:19
241	330,018.42	4,546,555.88	Non-Participating	0:00	0:00
242	330,110.44	4,546,488.44	Non-Participating	8:08	8:36
243	330,252.42	4,546,474.09	Non-Participating	11:51	11:58
244	330,333.73	4,546,333.97	Non-Participating	8:40	8:32
245	330,437.85	4,546,297.85	Non-Participating	6:40	6:39
246	330,448.31	4,546,172.96	Non-Participating	9:51	10:05
247	330,600.89	4,546,082.77	Non-Participating	12:28	12:29
248	331,154.24	4,546,099.44	Non-Participating	3:12	3:23
249	331,498.10	4,546,415.94	Non-Participating	0:00	0:00
250	331,617.12	4,546,411.09	Non-Participating	0:00	0:00
251	331,702.09	4,546,422.59	Non-Participating	0:00	0:00
252	331,683.72	4,546,475.10	Non-Participating	0:00	0:00
253	331,647.15	4,546,486.94	Non-Participating	0:00	0:00
254	331,602.45	4,546,495.41	Non-Participating	0:00	0:00
255	331,553.18	4,546,502.22	Non-Participating	0:00	0:00
256	331,440.55	4,546,166.44	Non-Participating	0:00	0:00
257	332,250.98	4,546,118.75	Non-Participating	0:00	0:00
258	329,835.52	4,546,475.15	Non-Participating	0:00	0:00
259	329,799.02	4,546,491.89	Non-Participating	0:00	0:00
260	329,083.97	4,546,509.60	Participating	11:25	11:41
261	329,006.65	4,545,659.69	Non-Participating	27:39:00	28:33:00
262	329,796.81	4,544,939.55	Non-Participating	5:10	5:19
263	330,036.26	4,544,930.53	Non-Participating	2:38	2:43
264	330,154.96	4,544,927.08	Non-Participating	1:59	2:04
265	330,480.43	4,544,909.23	Non-Participating	0:00	0:00
266	330,440.61	4,545,476.61	Non-Participating	11:59	12:46

Receptor ID	UTM-E (m)	UTM-N (m)	Receptor Participation Status	Expected Shadow Flicker - hours per year [hh:mm]	
				GE/SG Turbine Scenario	GE Turbine Scenario
267	328,317.60	4,545,050.74	Non-Participating	3:16	4:48
268	328,177.12	4,545,006.71	Participating	7:00	7:31
269	327,932.66	4,544,979.03	Participating	21:26	22:17
270	327,352.94	4,544,991.51	Non-Participating	7:09	8:18
271	327,347.05	4,545,664.83	Participating	16:58	14:18
272	327,504.31	4,546,343.36	Participating	30:35:00	30:34:00
273	327,503.37	4,546,519.62	Non-Participating	28:19:00	28:05:00
274	328,415.78	4,546,209.79	Non-Participating	15:31	15:32
275	328,954.49	4,546,259.67	Non-Participating	17:51	18:01
276	327,305.96	4,546,405.06	Participating	52:20:00	52:20:00
277	327,195.26	4,545,951.18	Non-Participating	23:46	24:54:00
278	326,893.17	4,545,019.14	Non-Participating	14:11	14:28
279	325,779.17	4,545,032.74	Non-Participating	11:01	11:14
280	326,608.51	4,545,686.14	Non-Participating	10:11	10:21
281	326,748.72	4,545,783.37	Non-Participating	10:35	10:34
282	325,619.47	4,545,005.36	Non-Participating	8:03	7:55
283	325,455.63	4,545,057.53	Participating	3:43	5:06
284	324,876.34	4,545,244.31	Non-Participating	5:22	10:25
285	324,446.63	4,545,165.42	Non-Participating	0:00	1:29
286	324,374.05	4,545,038.06	Non-Participating	1:37	1:41
287	324,291.01	4,545,041.07	Non-Participating	1:54	2:00
288	324,073.25	4,545,181.90	Non-Participating	2:49	2:56
289	323,918.11	4,545,146.99	Non-Participating	4:01	4:07
290	324,577.08	4,545,838.92	Participating	25:46:00	24:53:00
291	324,669.05	4,546,016.76	Participating	37:45:00	40:52:00
292	324,734.87	4,546,243.08	Participating	26:12:00	29:33:00
293	324,004.01	4,546,309.59	Participating	16:50	16:26
294	322,462.93	4,546,095.54	Participating	14:00	14:26
295	322,375.11	4,545,404.87	Participating	2:46	2:43
296	322,395.52	4,546,011.55	Participating	14:42	14:57
297	321,425.21	4,546,581.07	Non-Participating	0:00	0:00
298	321,314.82	4,546,611.86	Non-Participating	0:00	0:00
299	321,268.05	4,546,609.09	Non-Participating	0:00	0:00
300	321,228.48	4,546,610.49	Non-Participating	0:00	0:00
301	321,181.39	4,546,609.87	Non-Participating	0:00	0:00
302	321,115.43	4,546,611.00	Non-Participating	0:00	0:00
303	321,101.72	4,546,539.91	Non-Participating	0:00	0:00
304	321,154.30	4,546,507.26	Non-Participating	0:00	0:00
305	320,881.84	4,546,529.78	Non-Participating	0:00	0:00
306	320,870.86	4,546,575.62	Non-Participating	0:00	0:00
307	320,872.34	4,546,619.82	Non-Participating	0:00	0:00
308	320,861.01	4,546,396.75	Non-Participating	0:00	0:00
309	320,867.79	4,546,293.20	Non-Participating	0:00	0:00
310	321,586.91	4,545,306.21	Participating	1:49	3:02
311	321,347.10	4,545,671.99	Non-Participating	0:00	2:27
312	321,141.77	4,546,610.72	Non-Participating	0:00	0:00
313	319,230.21	4,545,655.33	Non-Participating	17:11	17:21
314	319,235.86	4,545,735.12	Non-Participating	9:27	9:57
315	319,262.17	4,545,875.20	Non-Participating	0:00	0:00
316	319,264.87	4,545,949.34	Non-Participating	0:00	0:00
317	320,812.82	4,546,614.29	Non-Participating	0:00	0:00
318	320,792.20	4,546,162.04	Non-Participating	2:08	2:18

Receptor ID	UTM-E (m)	UTM-N (m)	Receptor Participation Status	Expected Shadow Flicker - hours per year [hh:mm]	
				GE/SG Turbine Scenario	GE Turbine Scenario
319	319,105.93	4,545,079.92	Participating	41:26:00	39:28:00
320	318,804.43	4,545,114.35	Non-Participating	17:43	17:35
321	319,056.56	4,545,767.23	Non-Participating	10:34	10:43
322	319,101.51	4,545,808.90	Non-Participating	7:05	7:25
323	318,837.72	4,545,879.78	Non-Participating	7:27	7:23
324	318,845.47	4,546,039.79	Non-Participating	1:11	1:25
325	319,038.08	4,545,895.59	Non-Participating	3:18	3:36
326	319,122.19	4,545,954.07	Non-Participating	0:00	0:00
327	319,128.68	4,546,769.41	Non-Participating	0:00	0:00
328	320,881.50	4,546,808.33	Non-Participating	0:00	0:00
329	320,692.63	4,547,460.27	Non-Participating	0:00	0:00
330	320,820.12	4,547,902.76	Non-Participating	0:00	0:00
331	320,824.88	4,547,992.55	Non-Participating	0:00	0:00
332	320,794.81	4,548,090.08	Non-Participating	0:00	0:00
333	320,665.70	4,548,193.96	Non-Participating	0:00	0:00
334	320,559.39	4,548,192.22	Non-Participating	0:00	0:00
335	320,504.05	4,548,189.25	Non-Participating	0:00	0:00
336	320,924.45	4,548,215.63	Non-Participating	0:00	0:00
337	320,894.94	4,547,557.73	Non-Participating	0:00	0:00
338	320,823.97	4,547,434.12	Non-Participating	0:00	0:00
339	320,894.08	4,547,134.75	Non-Participating	0:00	0:00
340	321,487.09	4,546,672.43	Non-Participating	0:00	0:00
341	321,680.32	4,546,688.37	Non-Participating	0:00	0:00
342	321,865.55	4,546,674.48	Participating	0:00	1:14
343	322,157.77	4,546,649.93	Non-Participating	3:36	3:43
344	321,893.79	4,547,939.34	Non-Participating	0:00	0:00
345	322,540.10	4,547,972.98	Non-Participating	0:00	0:00
346	322,523.35	4,547,703.98	Non-Participating	0:00	0:00
347	322,530.23	4,547,606.50	Non-Participating	0:00	0:00
348	322,527.17	4,547,553.05	Non-Participating	0:13	0:20
349	322,626.45	4,546,948.41	Non-Participating	3:39	3:40
350	322,572.14	4,546,683.54	Non-Participating	9:35	9:55
351	324,025.19	4,547,286.09	Non-Participating	3:03	3:22
352	323,780.60	4,548,175.17	Non-Participating	0:00	0:00
353	323,444.60	4,548,194.15	Non-Participating	0:00	0:00
354	322,515.69	4,547,815.78	Non-Participating	0:00	0:00
355	324,238.25	4,548,178.60	Non-Participating	0:00	0:00
356	324,177.46	4,548,003.82	Non-Participating	0:00	0:00
357	324,186.61	4,547,519.67	Non-Participating	0:00	0:00
358	324,152.21	4,547,489.59	Non-Participating	0:00	0:00
359	324,100.00	4,547,481.93	Non-Participating	0:00	0:00
360	324,138.66	4,547,199.86	Non-Participating	5:26	5:52
361	325,512.53	4,547,180.51	Non-Participating	15:41	18:06
362	325,719.46	4,547,495.44	Non-Participating	29:41:00	30:27:00
363	325,594.68	4,547,436.25	Non-Participating	26:53:00	29:50:00
364	325,726.81	4,548,129.81	Non-Participating	10:33	10:07
365	325,583.54	4,548,156.88	Non-Participating	7:09	6:59
366	325,527.12	4,548,173.55	Non-Participating	4:52	6:11
367	325,411.93	4,548,174.10	Non-Participating	3:55	5:05
368	325,015.70	4,547,988.68	Non-Participating	1:59	1:59
369	324,988.83	4,548,147.50	Non-Participating	1:53	1:55
370	326,150.15	4,548,183.56	Participating	5:53	5:52

Receptor ID	UTM-E (m)	UTM-N (m)	Receptor Participation Status	Expected Shadow Flicker - hours per year [hh:mm]	
				GE/SG Turbine Scenario	GE Turbine Scenario
371	326,427.32	4,548,172.37	Non-Participating	12:20	12:10
372	326,850.03	4,548,156.18	Non-Participating	20:28	22:00
373	328,016.48	4,546,600.00	Non-Participating	6:22	7:42
374	328,947.02	4,546,705.97	Non-Participating	6:51	7:11
375	328,495.52	4,546,955.91	Non-Participating	2:07	7:41
376	328,622.09	4,546,994.74	Non-Participating	11:43	11:44
377	328,818.05	4,547,024.90	Non-Participating	6:27	6:34
378	328,975.36	4,547,129.90	Non-Participating	9:45	10:00
379	328,950.83	4,547,197.02	Non-Participating	9:30	10:08
380	328,940.88	4,547,282.07	Non-Participating	7:31	7:40
381	328,851.72	4,548,069.67	Participating	20:06	22:17
382	328,611.75	4,548,114.45	Participating	21:15	23:40
383	328,509.33	4,548,110.86	Non-Participating	26:59:00	27:51:00
384	328,199.00	4,548,129.40	Participating	27:01:00	26:05:00
385	329,143.45	4,546,561.58	Non-Participating	4:05	6:17
386	329,025.39	4,546,561.11	Non-Participating	9:55	10:10
387	329,284.04	4,547,436.52	Non-Participating	1:34	3:08
388	329,397.68	4,547,532.65	Non-Participating	24:48:00	26:37:00
389	329,576.84	4,547,580.92	Non-Participating	10:07	10:00
390	329,803.34	4,547,582.73	Non-Participating	5:18	5:16
391	330,096.62	4,547,610.14	Non-Participating	2:44	2:46
392	330,639.41	4,547,174.12	Non-Participating	0:00	0:00
393	330,181.16	4,548,005.87	Non-Participating	1:56	4:32
394	332,661.07	4,546,395.47	Non-Participating	0:00	0:00
395	332,779.83	4,546,374.88	Non-Participating	0:00	0:00
396	333,018.16	4,546,380.06	Non-Participating	0:00	0:00
397	333,068.00	4,546,374.92	Non-Participating	0:00	0:00
398	333,268.58	4,546,374.23	Non-Participating	0:00	0:00
399	333,760.67	4,546,350.12	Non-Participating	0:00	0:00
400	334,403.67	4,546,135.71	Non-Participating	0:00	0:00
401	334,791.45	4,546,204.65	Non-Participating	0:00	0:00
402	335,372.02	4,546,264.21	Non-Participating	0:00	0:00
403	335,402.56	4,546,111.04	Non-Participating	0:00	0:00
404	335,492.44	4,546,008.21	Non-Participating	0:00	0:00
405	336,366.55	4,546,304.69	Non-Participating	0:00	0:00
406	337,086.56	4,546,281.25	Non-Participating	0:00	0:00
407	338,887.51	4,546,251.68	Non-Participating	0:00	0:00
408	340,617.86	4,545,792.36	Non-Participating	0:00	0:00
409	340,643.55	4,545,855.40	Non-Participating	0:00	0:00
410	340,594.62	4,545,851.25	Non-Participating	0:00	0:00
411	340,732.32	4,545,894.88	Non-Participating	0:00	0:00
412	340,650.71	4,545,898.43	Non-Participating	0:00	0:00
413	340,677.74	4,545,935.41	Non-Participating	0:00	0:00
414	340,676.01	4,546,217.28	Non-Participating	0:00	0:00
415	340,636.46	4,546,217.18	Non-Participating	0:00	0:00
416	340,736.48	4,546,194.53	Non-Participating	0:00	0:00
417	340,780.19	4,546,165.86	Non-Participating	0:00	0:00
418	340,794.97	4,546,074.55	Non-Participating	0:00	0:00
419	340,754.98	4,546,090.79	Non-Participating	0:00	0:00
420	340,962.62	4,546,126.47	Non-Participating	0:00	0:00
421	341,008.43	4,546,203.32	Non-Participating	0:00	0:00
422	341,058.87	4,546,228.04	Non-Participating	0:00	0:00

Receptor ID	UTM-E (m)	UTM-N (m)	Receptor Participation Status	Expected Shadow Flicker - hours per year [hh:mm]	
				GE/SG Turbine Scenario	GE Turbine Scenario
423	341,040.80	4,546,293.19	Non-Participating	0:00	0:00
424	340,948.68	4,546,347.12	Non-Participating	0:00	0:00
425	340,851.88	4,546,281.03	Non-Participating	0:00	0:00
426	341,116.03	4,546,158.64	Non-Participating	0:00	0:00
427	341,086.36	4,546,214.20	Non-Participating	0:00	0:00
428	341,114.35	4,546,195.89	Non-Participating	0:00	0:00
429	341,165.62	4,546,179.11	Non-Participating	0:00	0:00
430	341,287.83	4,546,136.17	Non-Participating	0:00	0:00
431	341,756.47	4,545,915.07	Non-Participating	0:00	0:00
432	341,964.91	4,545,983.99	Non-Participating	0:00	0:00
433	342,038.00	4,545,883.10	Non-Participating	0:00	0:00
434	342,045.37	4,545,928.72	Non-Participating	0:00	0:00
435	342,454.50	4,545,754.98	Non-Participating	0:00	0:00
436	345,268.14	4,545,761.35	Non-Participating	0:00	0:00
437	345,570.57	4,545,684.20	Non-Participating	0:00	0:00
438	345,457.36	4,545,909.45	Non-Participating	0:00	0:00
439	345,467.04	4,545,908.89	Non-Participating	0:00	0:00
440	330,689.23	4,547,154.50	Non-Participating	0:00	0:00
441	331,142.28	4,546,798.70	Non-Participating	0:00	1:16
442	331,922.14	4,546,473.92	Non-Participating	0:00	0:00
443	332,224.53	4,546,983.59	Non-Participating	0:00	0:00
444	332,235.52	4,546,972.53	Non-Participating	0:00	0:00
445	332,255.55	4,547,798.59	Non-Participating	0:00	0:00
446	331,938.03	4,547,938.61	Non-Participating	0:00	0:00
447	331,856.86	4,547,937.13	Non-Participating	0:00	0:00
448	331,820.01	4,547,671.02	Non-Participating	0:00	0:00
449	331,651.48	4,547,976.44	Non-Participating	0:00	0:00
450	331,044.53	4,548,102.57	Non-Participating	0:00	0:00
451	330,714.44	4,548,041.80	Non-Participating	0:00	0:00
452	330,693.68	4,547,967.40	Non-Participating	0:00	0:00
453	330,704.46	4,547,684.18	Non-Participating	0:00	0:00
454	330,798.85	4,547,637.51	Non-Participating	0:00	0:00
455	332,256.78	4,546,446.48	Non-Participating	0:00	0:00
456	332,269.35	4,546,527.40	Non-Participating	0:00	0:00
457	332,349.71	4,546,444.56	Non-Participating	0:00	0:00
458	332,274.45	4,546,582.26	Non-Participating	0:00	0:00
459	332,310.57	4,546,639.46	Non-Participating	0:00	0:00
460	332,258.33	4,546,685.41	Non-Participating	0:00	0:00
461	332,272.37	4,546,721.26	Non-Participating	0:00	0:00
462	332,261.64	4,546,766.49	Non-Participating	0:00	0:00
463	332,279.64	4,546,809.95	Non-Participating	0:00	0:00
464	333,603.76	4,546,576.12	Non-Participating	0:00	0:00
465	333,484.01	4,546,423.99	Non-Participating	0:00	0:00
466	333,953.90	4,547,524.33	Non-Participating	0:00	0:00
467	334,523.20	4,546,541.79	Non-Participating	0:00	0:00
468	335,511.90	4,547,172.32	Non-Participating	0:00	0:00
469	334,788.27	4,547,967.33	Non-Participating	0:00	0:00
470	334,356.37	4,547,769.03	Non-Participating	0:00	0:00
471	334,143.05	4,547,972.04	Participating	0:00	0:00
472	334,264.21	4,547,419.49	Non-Participating	0:00	0:00
473	335,602.27	4,547,964.71	Non-Participating	0:00	0:00
474	336,948.80	4,547,353.75	Non-Participating	0:00	0:00

Receptor ID	UTM-E (m)	UTM-N (m)	Receptor Participation Status	Expected Shadow Flicker - hours per year [hh:mm]	
				GE/SG Turbine Scenario	GE Turbine Scenario
475	336,535.84	4,547,381.53	Non-Participating	0:00	0:00
476	336,919.29	4,546,892.29	Non-Participating	0:00	0:00
477	336,080.36	4,547,021.64	Non-Participating	0:00	0:00
478	337,149.91	4,547,907.73	Non-Participating	0:00	0:00
479	337,283.44	4,546,806.09	Non-Participating	0:00	0:00
480	338,594.57	4,546,638.30	Non-Participating	0:00	0:00
481	338,524.31	4,546,639.50	Non-Participating	0:00	0:00
482	338,442.60	4,546,643.89	Non-Participating	0:00	0:00
483	338,028.08	4,546,755.94	Non-Participating	0:00	0:00
484	338,311.79	4,547,810.06	Non-Participating	0:00	0:00
485	337,523.52	4,547,899.66	Non-Participating	0:00	0:00
486	338,977.70	4,547,889.45	Non-Participating	0:00	0:00
487	339,640.43	4,546,377.80	Non-Participating	0:00	0:00
488	339,123.63	4,546,455.69	Non-Participating	0:00	0:00
489	340,370.16	4,547,798.67	Non-Participating	0:00	0:00
490	340,423.36	4,547,790.40	Non-Participating	0:00	0:00
491	340,690.71	4,547,788.68	Non-Participating	0:00	0:00
492	340,658.15	4,547,790.20	Non-Participating	0:00	0:00
493	340,735.21	4,547,775.77	Non-Participating	0:00	0:00
494	340,886.15	4,547,822.37	Non-Participating	0:00	0:00
497	340,898.82	4,546,395.83	Non-Participating	0:00	0:00
498	341,047.26	4,547,531.87	Non-Participating	0:00	0:00
500	341,065.39	4,546,874.65	Non-Participating	0:00	0:00
501	341,039.76	4,546,759.45	Non-Participating	0:00	0:00
502	341,017.63	4,546,698.50	Non-Participating	0:00	0:00
503	341,091.10	4,546,748.27	Non-Participating	0:00	0:00
504	341,205.97	4,547,019.10	Non-Participating	0:00	0:00
505	341,241.18	4,547,134.77	Non-Participating	0:00	0:00
507	341,549.51	4,546,266.54	Non-Participating	0:00	0:00
508	342,067.21	4,547,168.22	Non-Participating	0:00	0:00
509	342,325.79	4,547,046.65	Non-Participating	0:00	0:00
510	342,327.81	4,547,164.17	Non-Participating	0:00	0:00
511	342,298.09	4,547,244.33	Non-Participating	0:00	0:00
512	342,056.93	4,547,313.22	Non-Participating	0:00	0:00
513	341,804.30	4,547,805.25	Non-Participating	0:00	0:00
514	341,852.42	4,548,052.31	Non-Participating	0:00	0:00
515	341,766.45	4,548,056.35	Non-Participating	0:00	0:00
516	341,790.74	4,548,205.43	Non-Participating	0:00	0:00
517	341,884.02	4,548,280.07	Non-Participating	0:00	3:28
518	341,660.04	4,548,382.31	Non-Participating	6:39	6:47
519	341,587.97	4,548,203.81	Non-Participating	0:00	0:00
520	341,422.90	4,548,190.04	Non-Participating	1:53	1:55
521	341,348.83	4,547,994.96	Non-Participating	0:00	0:00
522	341,294.47	4,547,979.28	Non-Participating	0:00	0:00
523	341,195.36	4,547,912.41	Non-Participating	0:00	0:00
524	341,104.92	4,547,780.23	Non-Participating	0:00	0:00
525	341,010.88	4,547,909.62	Non-Participating	0:00	0:00
526	340,940.06	4,547,952.16	Non-Participating	0:00	0:00
527	340,886.71	4,547,970.54	Non-Participating	0:00	0:00
528	340,881.74	4,547,879.90	Non-Participating	0:00	0:00
529	340,444.89	4,547,898.71	Non-Participating	0:00	0:00
530	340,526.81	4,547,894.82	Non-Participating	0:00	0:00

Receptor ID	UTM-E (m)	UTM-N (m)	Receptor Participation Status	Expected Shadow Flicker - hours per year [hh:mm]	
				GE/SG Turbine Scenario	GE Turbine Scenario
531	340,583.64	4,547,892.88	Non-Participating	0:00	0:00
532	340,751.06	4,548,024.81	Non-Participating	0:00	0:00
533	340,685.68	4,548,067.78	Non-Participating	0:00	0:00
534	340,696.71	4,548,133.40	Non-Participating	0:00	0:00
535	342,539.58	4,547,038.57	Non-Participating	1:27	1:33
536	342,778.54	4,547,002.00	Non-Participating	2:24	2:30
537	342,878.03	4,547,010.51	Non-Participating	2:52	2:57
538	342,994.99	4,546,938.54	Non-Participating	3:54	4:01
539	343,226.25	4,546,807.43	Non-Participating	9:36	9:49
540	342,652.40	4,547,699.26	Non-Participating	4:07	5:36
541	342,855.53	4,547,846.12	Non-Participating	7:29	7:44
542	343,308.25	4,547,750.48	Non-Participating	2:51	3:03
543	343,600.35	4,547,732.20	Non-Participating	0:00	0:00
544	343,718.90	4,547,734.31	Non-Participating	0:00	0:00
545	343,984.83	4,547,662.55	Non-Participating	0:00	3:08
546	345,025.02	4,547,351.03	Non-Participating	37:44:00	37:41:00
547	345,125.99	4,546,943.92	Non-Participating	28:26:00	28:26:00
548	344,571.44	4,546,163.80	Non-Participating	0:00	0:00
549	343,985.50	4,546,438.05	Participating	0:00	0:00
550	343,950.08	4,546,366.15	Non-Participating	0:00	0:00
551	343,737.59	4,546,423.48	Non-Participating	0:00	0:00
552	345,219.27	4,547,162.14	Non-Participating	22:18	21:55
553	346,095.40	4,547,857.34	Non-Participating	28:27:00	26:11:00
554	345,239.43	4,546,339.23	Participating	0:38	0:29
555	345,355.11	4,546,628.43	Non-Participating	3:03	3:11
556	345,720.77	4,549,276.68	Non-Participating	5:57	6:06
557	345,664.77	4,549,252.41	Participating	6:45	6:53
558	345,228.79	4,547,899.69	Participating	24:43:00	23:21
559	344,951.60	4,549,319.02	Participating	10:11	12:45
560	343,849.91	4,549,322.97	Participating	30:30:00	31:28:00
561	343,742.74	4,549,332.48	Participating	22:01	21:09
562	343,669.65	4,547,795.61	Non-Participating	0:00	0:00
563	344,463.35	4,547,862.69	Non-Participating	11:10	10:26
564	344,655.13	4,547,855.56	Non-Participating	28:25:00	28:13:00
565	342,347.14	4,547,877.99	Non-Participating	5:05	6:52
566	342,060.17	4,549,267.74	Participating	13:03	13:11
567	342,897.15	4,549,365.03	Non-Participating	11:59	13:12
568	341,787.19	4,548,565.25	Non-Participating	5:35	5:42
569	341,737.09	4,548,620.82	Non-Participating	3:57	4:02
570	341,750.93	4,548,673.63	Non-Participating	8:01	5:38
571	341,785.60	4,548,723.43	Non-Participating	27:32:00	27:24:00
572	341,809.28	4,548,789.34	Non-Participating	35:50:00	36:45:00
573	341,841.39	4,548,908.37	Non-Participating	20:34	21:10
574	341,796.04	4,548,995.80	Non-Participating	20:53	20:44
575	341,774.86	4,549,406.59	Non-Participating	10:33	11:04
576	341,525.82	4,549,403.92	Non-Participating	1:14	2:56
577	341,177.86	4,549,412.23	Non-Participating	4:31	4:43
578	341,050.94	4,549,416.40	Non-Participating	9:19	9:37
579	340,989.36	4,549,421.44	Non-Participating	11:05	11:54
580	340,991.22	4,548,001.50	Non-Participating	0:00	0:00
581	341,001.73	4,547,995.68	Non-Participating	0:00	0:00
582	341,032.22	4,547,994.50	Non-Participating	0:00	0:00

Receptor ID	UTM-E (m)	UTM-N (m)	Receptor Participation Status	Expected Shadow Flicker - hours per year [hh:mm]	
				GE/SG Turbine Scenario	GE Turbine Scenario
583	341,049.77	4,547,993.53	Non-Participating	0:00	0:00
584	340,380.35	4,549,442.92	Participating	6:39	6:43
585	339,913.83	4,549,425.49	Non-Participating	11:14	11:10
587	338,773.58	4,547,966.04	Non-Participating	0:00	0:00
588	339,148.43	4,547,938.71	Participating	0:00	0:00
589	339,389.23	4,547,937.10	Non-Participating	0:00	0:00
590	340,198.36	4,548,371.65	Non-Participating	3:50	3:42
591	339,761.36	4,548,395.13	Non-Participating	0:00	2:52
592	339,569.82	4,548,684.47	Non-Participating	0:00	2:42
593	340,346.10	4,548,642.44	Non-Participating	10:00	10:07
594	337,658.92	4,549,509.59	Participating	7:25	10:44
595	337,302.04	4,547,961.36	Non-Participating	0:00	0:00
596	337,727.72	4,547,984.54	Non-Participating	0:00	0:00
597	338,273.47	4,547,971.18	Non-Participating	0:00	0:00
598	337,082.87	4,549,509.56	Non-Participating	18:18	18:28
599	336,421.05	4,549,547.48	Non-Participating	8:42	8:54
600	335,872.15	4,549,563.70	Non-Participating	0:00	2:35
601	335,850.23	4,548,007.26	Participating	0:00	0:00
602	336,413.09	4,548,076.27	Non-Participating	0:00	0:00
603	336,551.61	4,548,007.58	Participating	0:00	0:00
604	336,664.92	4,547,990.15	Non-Participating	0:00	0:00
605	337,058.05	4,548,407.79	Non-Participating	0:00	0:00
606	335,543.86	4,549,557.30	Non-Participating	2:26	2:30
607	334,898.94	4,549,592.30	Non-Participating	24:10:00	24:31:00
608	334,683.07	4,549,610.61	Participating	11:39	12:36
609	333,966.20	4,549,628.25	Participating	9:34	10:07
610	333,947.58	4,548,084.12	Non-Participating	0:00	0:00
611	334,972.57	4,548,026.59	Non-Participating	0:00	0:00
612	335,452.33	4,548,295.19	Non-Participating	0:00	0:00
613	335,464.28	4,548,353.67	Non-Participating	0:00	0:00
614	333,808.60	4,549,623.35	Non-Participating	13:05	13:03
615	333,338.00	4,549,636.75	Non-Participating	3:27	3:31
616	332,348.34	4,549,673.24	Non-Participating	4:48	4:49
617	332,332.39	4,549,055.02	Non-Participating	0:00	0:00
618	332,343.45	4,549,107.00	Non-Participating	0:00	0:00
619	332,316.05	4,548,567.67	Non-Participating	0:00	0:00
620	333,877.84	4,548,355.12	Participating	0:00	0:00
621	333,899.60	4,548,849.01	Non-Participating	0:00	0:00
622	332,093.11	4,549,598.77	Non-Participating	0:00	0:00
623	332,021.39	4,549,631.83	Non-Participating	0:00	0:00
624	331,974.03	4,549,615.41	Non-Participating	0:00	0:00
625	331,876.13	4,549,629.69	Non-Participating	0:00	1:12
626	331,260.93	4,549,679.74	Non-Participating	3:47	3:52
627	330,752.14	4,549,368.69	Non-Participating	15:23	18:21
628	330,748.20	4,549,217.12	Non-Participating	18:50	18:26
629	330,739.38	4,549,115.59	Non-Participating	30:26:00	30:39:00
630	330,723.28	4,548,976.61	Non-Participating	14:01	12:00
631	330,749.29	4,549,152.11	Non-Participating	22:03	21:54
632	330,724.69	4,548,827.15	Non-Participating	0:00	0:00
633	330,846.04	4,548,120.36	Non-Participating	0:00	0:00
634	330,802.23	4,548,220.59	Non-Participating	0:00	0:00
635	331,115.37	4,548,356.67	Non-Participating	0:00	0:00

Receptor ID	UTM-E (m)	UTM-N (m)	Receptor Participation Status	Expected Shadow Flicker - hours per year [hh:mm]	
				GE/SG Turbine Scenario	GE Turbine Scenario
636	331,305.03	4,548,408.23	Non-Participating	0:00	0:00
637	331,701.52	4,548,686.56	Non-Participating	0:00	2:46
638	332,164.21	4,548,573.38	Non-Participating	0:00	0:00
639	329,734.91	4,549,693.86	Non-Participating	10:40	15:06
640	329,663.81	4,549,595.61	Participating	11:07	16:08
641	329,613.12	4,549,656.17	Non-Participating	10:03	12:30
642	329,425.06	4,548,156.27	Non-Participating	13:23	12:56
643	329,778.14	4,548,198.38	Non-Participating	9:42	10:00
644	329,860.26	4,548,140.38	Non-Participating	8:35	8:52
645	330,308.37	4,548,130.01	Non-Participating	1:28	1:32
646	330,352.33	4,548,166.84	Non-Participating	0:00	1:23
647	330,396.52	4,548,166.08	Non-Participating	0:00	1:17
648	330,458.55	4,548,148.21	Non-Participating	0:00	1:12
649	330,663.42	4,548,132.75	Non-Participating	0:00	0:00
650	328,880.73	4,549,723.35	Participating	1:55	1:59
651	328,454.69	4,549,721.34	Non-Participating	0:00	0:00
652	327,998.71	4,549,717.91	Participating	5:21	5:34
653	327,959.96	4,549,720.57	Participating	4:39	4:50
654	327,429.50	4,549,724.06	Non-Participating	0:00	0:28
655	327,460.46	4,549,634.67	Non-Participating	2:12	2:19
656	327,443.92	4,549,406.16	Non-Participating	2:39	2:43
657	327,455.03	4,549,261.40	Non-Participating	2:39	2:42
658	327,405.67	4,548,705.20	Participating	3:06	5:03
659	328,041.98	4,548,189.00	Non-Participating	24:43:00	26:18:00
660	324,144.17	4,549,052.65	Non-Participating	0:00	0:00
661	324,142.90	4,548,997.96	Non-Participating	0:00	0:00
662	324,142.72	4,548,968.45	Non-Participating	0:00	0:00
663	324,142.40	4,548,930.32	Non-Participating	0:00	0:00
664	324,140.81	4,548,895.86	Non-Participating	0:00	0:00
665	324,137.87	4,548,859.77	Non-Participating	0:00	0:00
666	324,138.66	4,548,809.69	Non-Participating	0:00	0:00
667	324,136.80	4,548,778.55	Non-Participating	0:00	0:00
668	324,135.17	4,548,741.78	Non-Participating	0:00	0:00
669	324,134.64	4,548,710.95	Non-Participating	0:00	0:00
670	324,134.95	4,548,671.15	Non-Participating	0:00	0:00
671	324,400.88	4,548,266.69	Non-Participating	0:00	0:00
672	324,597.37	4,548,239.43	Non-Participating	0:00	0:00
673	324,631.21	4,548,240.51	Non-Participating	0:00	0:00
674	324,664.72	4,548,241.26	Non-Participating	0:00	0:00
675	324,710.43	4,548,238.81	Non-Participating	0:00	0:00
676	324,749.94	4,548,241.45	Non-Participating	0:00	1:17
677	324,780.04	4,548,237.29	Non-Participating	0:00	1:22
678	325,158.79	4,548,242.04	Non-Participating	2:26	2:30
679	325,278.30	4,548,231.36	Non-Participating	2:57	2:58
680	325,313.12	4,548,385.28	Non-Participating	3:35	3:29
681	325,705.54	4,548,260.16	Participating	8:46	9:02
682	321,670.29	4,548,264.59	Non-Participating	0:00	0:00
683	321,566.07	4,548,296.89	Non-Participating	0:00	0:00
684	321,495.46	4,548,304.29	Non-Participating	0:00	0:00
685	321,273.91	4,548,327.55	Non-Participating	0:00	0:00
686	320,925.49	4,548,479.45	Non-Participating	0:00	0:00
687	320,870.39	4,548,691.68	Non-Participating	0:00	0:00

Receptor ID	UTM-E (m)	UTM-N (m)	Receptor Participation Status	Expected Shadow Flicker - hours per year [hh:mm]	
				GE/SG Turbine Scenario	GE Turbine Scenario
688	324,149.40	4,549,894.61	Non-Participating	0:00	0:00
689	324,220.93	4,550,056.59	Non-Participating	0:00	0:00
690	324,128.69	4,550,270.87	Non-Participating	0:00	0:00
691	324,590.90	4,549,842.22	Non-Participating	0:00	0:00
692	325,018.63	4,549,938.84	Non-Participating	0:00	0:00
693	325,259.39	4,549,851.86	Non-Participating	0:00	0:00
694	327,466.84	4,550,675.10	Non-Participating	0:00	0:00
695	327,466.01	4,550,646.40	Non-Participating	0:00	0:00
696	327,460.08	4,550,589.40	Non-Participating	0:00	0:00
697	327,464.17	4,550,423.98	Non-Participating	0:00	0:00
698	327,428.93	4,550,160.23	Non-Participating	0:00	0:00
699	327,477.09	4,549,966.99	Non-Participating	0:00	0:00
700	326,612.04	4,549,812.57	Non-Participating	0:00	0:00
701	326,195.66	4,549,877.82	Non-Participating	0:00	0:00
702	325,981.75	4,549,836.62	Non-Participating	0:00	0:00
703	327,805.47	4,550,529.23	Non-Participating	1:39	1:42
704	327,550.05	4,550,147.82	Non-Participating	0:00	1:21
705	330,297.90	4,549,840.58	Non-Participating	11:29	11:29
706	329,928.41	4,549,756.14	Non-Participating	8:01	8:18
707	329,732.14	4,549,768.83	Non-Participating	4:57	8:31
708	329,665.04	4,549,783.75	Non-Participating	6:06	8:56
709	330,017.39	4,550,364.17	Non-Participating	10:53	10:46
710	331,373.43	4,551,272.98	Participating	9:44	12:04
711	331,529.38	4,551,274.39	Participating	2:10	5:45
712	331,913.00	4,551,271.88	Non-Participating	9:31	9:37
713	332,319.91	4,550,957.86	Non-Participating	24:51:00	24:22:00
714	332,319.73	4,550,666.49	Non-Participating	44:22:00	44:07:00
715	332,308.96	4,550,624.25	Non-Participating	42:38:00	41:37:00
716	332,302.48	4,550,420.81	Non-Participating	6:51	6:58
717	332,282.15	4,550,385.43	Non-Participating	7:06	7:14
718	331,837.85	4,549,738.51	Non-Participating	0:00	1:17
719	332,400.52	4,550,527.25	Non-Participating	27:25:00	26:20:00
720	334,068.28	4,551,236.86	Non-Participating	8:57	9:38
721	335,355.83	4,551,193.48	Non-Participating	12:14	13:17
722	335,493.92	4,549,638.97	Non-Participating	2:44	2:49
723	334,738.78	4,549,676.16	Non-Participating	5:31	6:17
724	334,540.74	4,549,672.13	Non-Participating	0:00	2:14
725	334,175.57	4,549,817.21	Participating	0:00	0:00
726	338,363.54	4,551,108.00	Non-Participating	12:10	12:02
727	338,518.87	4,549,582.24	Non-Participating	15:04	15:43
728	338,081.86	4,549,574.14	Non-Participating	26:15:00	25:45:00
729	337,748.03	4,549,593.65	Non-Participating	4:46	6:21
730	337,528.03	4,549,601.45	Non-Participating	5:08	5:22
731	337,372.15	4,549,581.80	Participating	5:23	7:57
732	339,092.50	4,551,087.73	Participating	10:54	12:12
733	339,390.49	4,551,082.97	Participating	17:54	18:27
734	339,724.81	4,551,070.52	Participating	16:29	17:48
735	340,364.61	4,550,300.01	Participating	27:37:00	28:17:00
736	340,379.69	4,549,706.23	Participating	27:37:00	25:20:00
737	343,458.82	4,549,427.71	Non-Participating	15:44	15:50
738	343,539.82	4,549,399.15	Non-Participating	19:03	19:02
739	343,661.16	4,549,400.78	Non-Participating	20:11	19:44

Receptor ID	UTM-E (m)	UTM-N (m)	Receptor Participation Status	Expected Shadow Flicker - hours per year [hh:mm]	
				GE/SG Turbine Scenario	GE Turbine Scenario
740	343,819.16	4,549,392.48	Participating	19:57	20:23
741	344,656.84	4,549,373.97	Non-Participating	19:52	20:16
742	344,715.63	4,549,374.08	Non-Participating	19:46	19:54
743	345,219.98	4,550,030.73	Non-Participating	0:00	0:00
744	344,615.82	4,550,946.85	Non-Participating	0:00	0:00
745	344,049.13	4,550,949.16	Non-Participating	0:00	0:00
746	342,285.15	4,550,051.34	Non-Participating	0:00	0:00
747	342,297.79	4,550,072.33	Non-Participating	0:00	0:00
748	342,318.88	4,550,108.43	Non-Participating	0:00	0:00
749	342,356.80	4,550,106.29	Non-Participating	0:00	0:00
750	342,349.16	4,550,073.31	Non-Participating	0:00	0:00
751	342,327.79	4,550,129.12	Non-Participating	0:00	0:00
752	342,311.62	4,550,184.10	Non-Participating	0:00	0:00
753	346,093.08	4,550,060.48	Non-Participating	0:00	0:00
754	345,996.39	4,549,934.14	Non-Participating	0:00	0:00
755	345,709.87	4,549,927.83	Non-Participating	0:00	2:22
756	346,091.22	4,549,637.43	Non-Participating	1:44	1:46
757	346,357.09	4,549,647.74	Non-Participating	0:53	0:54
758	346,434.66	4,549,701.10	Non-Participating	0:00	0:00
759	346,342.81	4,552,286.80	Non-Participating	0:00	0:00
760	345,621.42	4,552,510.45	Non-Participating	0:00	0:00
761	345,333.71	4,551,447.82	Participating	0:00	0:00
762	344,915.68	4,551,092.84	Non-Participating	0:00	0:00
763	343,830.51	4,551,022.96	Non-Participating	0:00	0:00
764	341,796.09	4,552,639.77	Non-Participating	9:52	9:48
765	341,420.02	4,552,647.36	Non-Participating	9:27	9:52
766	341,231.02	4,552,649.50	Non-Participating	1:40	1:44
767	340,538.17	4,552,478.35	Non-Participating	16:36	17:11
768	340,988.07	4,551,096.01	Non-Participating	2:07	2:10
769	341,319.08	4,551,086.22	Participating	0:00	0:00
770	339,390.47	4,552,701.37	Non-Participating	1:28	1:32
771	338,863.15	4,552,526.63	Non-Participating	1:58	4:48
772	338,943.00	4,551,156.60	Non-Participating	19:37	19:54
773	335,778.80	4,552,807.71	Non-Participating	21:00	22:12
774	336,219.44	4,551,254.33	Non-Participating	4:27	4:35
775	336,279.08	4,551,238.41	Non-Participating	5:34	7:07
776	336,427.82	4,551,232.50	Non-Participating	11:57	13:59
777	336,657.75	4,551,229.66	Non-Participating	10:33	11:35
778	337,198.04	4,552,027.49	Non-Participating	22:30	23:15
779	335,544.13	4,552,808.62	Non-Participating	19:51	19:46
780	335,085.80	4,552,815.77	Non-Participating	36:10:00	36:40:00
781	334,603.76	4,552,829.65	Participating	4:52	5:03
782	334,417.08	4,552,836.96	Non-Participating	0:00	4:13
783	334,166.78	4,552,845.00	Participating	0:00	0:00
784	331,806.34	4,551,355.86	Non-Participating	6:02	6:14
785	331,736.80	4,551,336.96	Non-Participating	5:09	5:20
786	331,637.77	4,551,356.53	Non-Participating	4:06	4:14
787	331,578.83	4,551,434.20	Participating	3:28	3:34
788	331,378.97	4,551,368.05	Non-Participating	2:03	4:13
789	330,794.06	4,552,021.17	Non-Participating	0:00	0:00
790	330,821.49	4,552,403.62	Non-Participating	0:00	0:00
791	330,810.13	4,552,759.57	Participating	0:00	0:00

Receptor ID	UTM-E (m)	UTM-N (m)	Receptor Participation Status	Expected Shadow Flicker - hours per year [hh:mm]	
				GE/SG Turbine Scenario	GE Turbine Scenario
792	331,619.54	4,552,854.85	Participating	0:00	1:55
793	331,827.36	4,552,799.91	Participating	0:00	0:26
794	332,043.89	4,552,883.63	Non-Participating	0:00	0:00
795	330,128.32	4,552,923.65	Non-Participating	0:00	0:00
796	328,267.56	4,551,384.55	Non-Participating	0:00	0:00
797	328,198.74	4,551,386.11	Non-Participating	0:00	0:00
798	328,145.89	4,551,385.53	Non-Participating	0:00	0:00
799	328,094.88	4,551,383.80	Non-Participating	0:00	0:00
800	327,844.56	4,551,391.46	Non-Participating	0:00	0:00
801	327,737.01	4,551,434.25	Non-Participating	0:00	0:00
802	327,555.16	4,551,765.98	Non-Participating	0:00	0:00
803	327,646.73	4,552,112.72	Non-Participating	0:00	0:00
804	327,552.85	4,552,416.71	Non-Participating	0:00	0:00
805	327,684.20	4,552,732.80	Non-Participating	0:00	0:00
806	327,667.08	4,552,927.34	Non-Participating	0:00	0:00
807	327,708.65	4,552,920.67	Non-Participating	0:00	0:00
808	327,790.60	4,552,925.59	Non-Participating	0:00	0:00
809	327,989.68	4,552,924.76	Non-Participating	0:00	0:00
810	329,048.51	4,554,535.51	Non-Participating	0:00	0:00
811	328,849.40	4,554,543.20	Non-Participating	0:00	0:00
812	329,323.23	4,554,523.64	Non-Participating	0:00	0:00
813	329,363.49	4,554,523.28	Non-Participating	0:00	0:00
814	329,428.47	4,554,501.70	Non-Participating	0:00	0:00
815	329,753.00	4,554,526.80	Non-Participating	0:00	0:00
816	329,837.62	4,554,534.91	Non-Participating	0:00	0:00
817	329,942.36	4,554,522.21	Non-Participating	0:00	0:00
818	329,980.28	4,554,520.57	Non-Participating	0:00	0:00
819	330,024.63	4,554,431.69	Non-Participating	0:00	0:00
820	330,092.39	4,554,533.82	Non-Participating	0:00	0:00
821	330,223.23	4,554,533.02	Non-Participating	0:00	0:00
822	330,257.37	4,554,539.65	Non-Participating	0:00	0:00
823	330,309.49	4,554,531.88	Non-Participating	0:00	0:00
824	330,408.58	4,554,537.04	Non-Participating	0:00	0:00
825	330,442.69	4,554,581.49	Non-Participating	0:00	0:00
826	330,787.25	4,554,788.33	Non-Participating	0:00	0:00
827	330,788.78	4,554,757.71	Non-Participating	0:00	0:00
828	330,828.62	4,554,715.43	Non-Participating	0:00	0:00
829	330,830.57	4,554,788.61	Non-Participating	0:00	0:00
830	330,891.16	4,554,574.45	Non-Participating	0:00	0:00
833	329,948.67	4,553,445.13	Non-Participating	0:00	0:00
834	330,736.83	4,553,179.07	Non-Participating	0:00	0:00
835	330,860.78	4,553,110.59	Non-Participating	0:00	0:00
836	330,521.71	4,554,745.50	Non-Participating	0:00	0:00
837	329,914.04	4,554,586.28	Non-Participating	0:00	0:00
838	329,837.07	4,554,587.60	Non-Participating	0:00	0:00
839	329,726.21	4,554,637.64	Non-Participating	0:00	0:00
840	329,689.23	4,554,606.31	Non-Participating	0:00	0:00
841	331,064.33	4,553,013.03	Non-Participating	0:00	0:00
842	331,559.05	4,552,957.42	Non-Participating	0:00	0:00
844	333,987.85	4,553,441.01	Non-Participating	5:07	5:14
845	333,662.43	4,552,928.60	Non-Participating	11:28	11:35
846	333,566.53	4,552,948.81	Non-Participating	9:01	9:07

Receptor ID	UTM-E (m)	UTM-N (m)	Receptor Participation Status	Expected Shadow Flicker - hours per year [hh:mm]	
				GE/SG Turbine Scenario	GE Turbine Scenario
847	333,512.42	4,552,940.12	Non-Participating	7:01	7:03
848	333,448.65	4,552,930.22	Non-Participating	5:38	5:42
849	333,260.49	4,552,942.39	Participating	3:35	3:41
850	332,743.57	4,552,946.49	Non-Participating	0:00	1:04
851	335,555.14	4,554,420.29	Non-Participating	0:00	0:00
852	335,461.35	4,553,824.82	Participating	12:48	14:33
853	335,627.08	4,553,607.82	Non-Participating	26:32:00	27:01:00
854	335,388.66	4,552,877.35	Non-Participating	19:46	18:28
855	335,033.06	4,552,887.26	Non-Participating	26:01:00	28:12:00
856	338,472.99	4,554,334.65	Participating	0:42	1:09
857	338,757.66	4,554,277.84	Non-Participating	17:05	17:17
858	338,334.50	4,552,808.58	Non-Participating	7:34	7:36
859	337,287.65	4,552,831.65	Non-Participating	31:42:00	30:23:00
860	337,301.60	4,553,588.09	Participating	18:44	21:10
861	338,968.48	4,554,330.17	Participating	11:47	11:10
862	339,195.14	4,554,318.71	Non-Participating	5:24	5:19
867	341,527.36	4,554,342.66	Non-Participating	0:00	0:00
868	330,879.22	4,553,464.20	Non-Participating	0:00	0:00
869	330,865.65	4,553,260.47	Non-Participating	0:00	0:00
870	332,249.19	4,553,045.01	Non-Participating	0:00	0:00
871	329,692.98	4,548,208.24	Non-Participating	13:27	14:09
872	330,659.91	4,548,339.71	Non-Participating	0:00	0:00
873	330,646.16	4,548,414.66	Non-Participating	0:00	0:00
874	330,626.76	4,548,905.72	Non-Participating	0:00	0:00
875	328,310.41	4,548,218.54	Non-Participating	24:56:00	24:11:00
876	328,619.60	4,548,170.44	Non-Participating	7:39	10:23
877	327,155.46	4,549,739.25	Non-Participating	0:00	0:00
878	326,584.72	4,549,714.59	Non-Participating	0:00	0:00
879	326,286.47	4,549,743.93	Non-Participating	0:00	0:00
880	325,598.00	4,549,775.67	Non-Participating	0:00	0:00
881	324,939.55	4,549,760.81	Non-Participating	0:00	0:00
882	324,577.73	4,549,775.99	Non-Participating	0:00	0:00
883	324,162.26	4,549,622.32	Non-Participating	0:00	0:00
884	323,893.04	4,549,775.86	Participating	0:00	0:00
885	324,095.17	4,549,319.37	Non-Participating	0:00	0:00
886	324,024.76	4,548,715.11	Non-Participating	0:00	0:00
887	324,068.60	4,548,546.24	Non-Participating	0:00	0:00
888	324,066.24	4,548,486.27	Non-Participating	0:00	0:00
889	323,716.85	4,548,240.94	Non-Participating	0:00	0:00
890	323,324.08	4,548,288.81	Non-Participating	0:00	0:00
891	322,827.44	4,548,273.35	Non-Participating	0:00	0:00
892	322,606.98	4,548,511.87	Non-Participating	0:00	0:00
893	322,621.64	4,548,612.08	Non-Participating	0:00	0:00
894	322,757.81	4,548,686.31	Non-Participating	0:00	0:00
895	322,327.79	4,548,294.83	Non-Participating	0:00	0:00
896	321,961.35	4,548,272.84	Non-Participating	0:00	0:00
897	325,604.49	4,551,372.69	Non-Participating	0:00	0:00
898	325,822.42	4,551,340.23	Non-Participating	0:00	0:00
899	325,783.07	4,551,374.24	Non-Participating	0:00	0:00
900	326,373.79	4,551,126.80	Non-Participating	0:00	0:00
901	326,686.16	4,551,340.14	Participating	0:00	0:00
902	326,725.24	4,551,307.35	Participating	0:00	0:00

Receptor ID	UTM-E (m)	UTM-N (m)	Receptor Participation Status	Expected Shadow Flicker - hours per year [hh:mm]	
				GE/SG Turbine Scenario	GE Turbine Scenario
903	326,919.65	4,551,308.29	Non-Participating	0:00	0:00
904	327,050.61	4,551,343.33	Non-Participating	0:00	0:00
905	327,056.37	4,551,274.92	Non-Participating	0:00	0:00
906	327,025.04	4,551,238.16	Non-Participating	0:00	0:00
907	327,258.44	4,551,337.44	Non-Participating	0:00	0:00
908	327,434.84	4,551,327.48	Non-Participating	0:00	0:00
909	327,484.33	4,551,326.62	Non-Participating	0:00	0:00
910	327,455.47	4,551,260.78	Non-Participating	0:00	0:00
911	327,449.89	4,551,070.78	Non-Participating	0:00	0:00
912	327,426.60	4,550,906.49	Non-Participating	0:00	0:00
913	327,435.82	4,550,828.44	Non-Participating	0:00	0:00
914	327,469.92	4,550,796.50	Non-Participating	0:00	0:00
915	327,470.39	4,550,766.13	Non-Participating	0:00	0:00
916	327,469.84	4,550,734.45	Non-Participating	0:00	0:00
917	327,467.38	4,550,706.77	Non-Participating	0:00	0:00
918	327,591.02	4,550,015.76	Non-Participating	0:00	1:34
919	328,380.11	4,549,784.35	Non-Participating	12:40	12:12
920	329,044.43	4,549,781.49	Participating	2:34	2:37
921	328,875.14	4,550,760.33	Non-Participating	1:28	1:30
922	329,124.79	4,551,305.21	Participating	2:03	2:05
923	327,556.73	4,550,535.83	Non-Participating	0:00	1:07
924	327,531.55	4,550,472.56	Non-Participating	0:00	1:08
925	329,361.39	4,551,173.07	Non-Participating	3:39	3:43
926	330,238.41	4,551,315.17	Participating	0:00	1:17
927	331,456.74	4,549,822.10	Participating	2:16	2:22
928	332,640.34	4,551,261.97	Participating	13:35	13:53
929	333,064.77	4,551,261.70	Non-Participating	10:40	11:11
930	333,394.16	4,551,258.12	Participating	10:12	11:49
931	333,880.67	4,551,222.95	Non-Participating	1:02	0:42
932	333,935.89	4,550,410.02	Participating	0:00	0:00
933	332,353.73	4,549,732.81	Participating	8:21	8:26
934	332,399.70	4,549,960.51	Non-Participating	3:49	3:53
935	332,394.16	4,550,395.25	Participating	7:07	7:17
936	337,186.92	4,551,150.79	Non-Participating	28:42:00	28:35:00
937	337,128.19	4,550,333.14	Participating	38:17:00	37:17:00
938	337,124.49	4,550,233.47	Participating	39:00:00	39:33:00
939	336,980.99	4,549,621.69	Non-Participating	19:35	20:21
940	336,666.08	4,549,601.81	Non-Participating	10:32	12:59
941	336,089.57	4,549,632.57	Participating	4:03	4:10
942	335,805.63	4,549,740.16	Non-Participating	0:00	3:00
943	335,731.80	4,549,630.29	Non-Participating	1:40	2:50
944	337,842.85	4,550,996.90	Non-Participating	19:41	20:33
945	340,463.27	4,551,049.93	Non-Participating	4:25	4:44
946	340,621.78	4,551,049.43	Non-Participating	5:38	7:06
947	340,938.21	4,551,035.43	Non-Participating	2:16	2:21
948	340,983.71	4,551,041.34	Non-Participating	2:02	2:08
949	342,027.93	4,549,726.17	Non-Participating	0:38	1:50
950	340,827.23	4,549,473.71	Non-Participating	15:39	15:54
951	340,469.19	4,550,767.02	Non-Participating	8:29	9:02
952	342,158.92	4,549,582.35	Non-Participating	11:10	11:29
953	342,144.93	4,549,677.48	Non-Participating	1:13	2:59
954	342,260.29	4,549,959.04	Non-Participating	0:00	0:20

Receptor ID	UTM-E (m)	UTM-N (m)	Receptor Participation Status	Expected Shadow Flicker - hours per year [hh:mm]	
				GE/SG Turbine Scenario	GE Turbine Scenario
955	342,332.24	4,549,966.74	Non-Participating	0:00	0:00
956	342,162.78	4,549,914.58	Non-Participating	0:00	2:11
957	342,057.39	4,549,801.78	Non-Participating	0:00	1:23
958	342,124.46	4,549,828.54	Non-Participating	0:00	1:50
959	342,175.70	4,549,444.96	Non-Participating	14:17	14:32
960	342,626.03	4,549,427.53	Non-Participating	6:15	7:30
961	342,956.48	4,549,428.54	Non-Participating	8:21	9:46
962	343,008.57	4,549,428.02	Non-Participating	7:03	7:30
963	343,321.32	4,549,438.26	Non-Participating	7:16	7:20
964	342,582.21	4,550,857.80	Non-Participating	0:00	0:00
965	342,620.19	4,550,794.26	Participating	0:00	0:00
966	342,601.65	4,550,754.76	Participating	0:00	0:00
967	342,421.77	4,550,433.62	Non-Participating	0:00	0:00
968	345,265.89	4,549,363.59	Non-Participating	13:01	13:12
969	345,302.94	4,550,349.05	Non-Participating	0:00	0:00
970	345,299.10	4,550,493.12	Non-Participating	0:00	0:00
971	345,437.61	4,550,908.98	Non-Participating	0:00	0:00
972	346,062.63	4,550,302.13	Non-Participating	0:00	0:00
973	343,734.54	4,552,580.41	Non-Participating	3:18	3:22
974	343,962.15	4,552,573.52	Non-Participating	2:01	2:05
975	344,434.48	4,552,573.20	Non-Participating	0:00	0:00
976	345,079.81	4,552,492.12	Non-Participating	0:00	0:00
977	345,250.75	4,551,700.68	Non-Participating	0:00	0:00
978	343,233.48	4,552,575.47	Non-Participating	13:02	12:50
979	342,734.52	4,552,599.70	Non-Participating	0:00	0:00
980	342,678.48	4,552,608.10	Non-Participating	0:00	0:00
981	342,628.65	4,552,610.45	Non-Participating	0:00	0:00
982	342,383.03	4,552,608.73	Non-Participating	0:00	1:27
983	342,285.31	4,551,061.30	Non-Participating	0:00	2:45
984	339,649.52	4,551,148.90	Non-Participating	17:19	20:58
985	339,987.68	4,551,316.11	Non-Participating	21:53	21:59
986	340,266.00	4,551,120.42	Non-Participating	2:24	2:30
988	340,178.57	4,551,855.74	Non-Participating	30:36:00	29:32:00
989	338,483.61	4,552,705.05	Non-Participating	4:15	5:38
990	338,021.93	4,552,733.84	Non-Participating	21:38	20:27
991	337,537.07	4,552,734.38	Participating	27:08:00	30:45:00
992	338,053.30	4,551,184.53	Participating	4:05	5:29
993	338,624.92	4,551,165.39	Participating	17:24	16:53
994	337,230.66	4,552,776.38	Non-Participating	35:07:00	35:44:00
995	337,055.70	4,552,751.11	Participating	50:41:00	50:26:00
996	336,256.19	4,552,783.12	Non-Participating	29:59:00	28:40:00
997	335,813.53	4,551,258.71	Non-Participating	8:59	12:20
998	333,954.51	4,552,792.83	Non-Participating	11:59	12:15
999	333,246.92	4,552,825.49	Non-Participating	3:51	3:58
1000	332,504.34	4,552,882.95	Non-Participating	0:00	2:26
1001	332,430.87	4,552,718.97	Non-Participating	0:00	1:52
1002	333,571.54	4,551,320.23	Participating	13:58	14:24
1003	332,347.13	4,552,809.01	Non-Participating	0:00	1:44
1004	332,375.33	4,552,652.60	Participating	0:00	1:36
1005	332,340.51	4,552,489.09	Non-Participating	0:00	1:44
1006	332,360.27	4,552,253.57	Participating	11:52	11:42
1007	332,315.29	4,552,191.45	Participating	9:08	8:53

Receptor ID	UTM-E (m)	UTM-N (m)	Receptor Participation Status	Expected Shadow Flicker - hours per year [hh:mm]	
				GE/SG Turbine Scenario	GE Turbine Scenario
1008	332,333.48	4,552,124.16	Participating	9:47	9:38
1009	332,356.40	4,551,747.91	Non-Participating	13:56	14:48
1010	332,189.46	4,551,345.91	Participating	7:25	9:22
1011	329,418.30	4,552,794.84	Non-Participating	0:00	0:00
1012	329,646.43	4,552,493.21	Participating	0:00	0:00
1013	329,308.65	4,552,261.98	Participating	0:00	0:00
1014	328,955.77	4,551,997.51	Non-Participating	0:00	0:00
1015	328,895.89	4,552,064.04	Non-Participating	0:00	0:00
1016	328,748.19	4,551,850.00	Non-Participating	0:00	0:00
1017	328,765.12	4,551,860.87	Non-Participating	0:00	0:00
1018	328,570.29	4,551,632.76	Non-Participating	0:00	0:00
1019	328,445.32	4,551,420.56	Non-Participating	0:00	0:00
1020	328,538.91	4,552,922.00	Non-Participating	0:00	0:00
1021	329,201.95	4,552,635.57	Non-Participating	0:00	0:00
1022	328,640.65	4,551,375.15	Non-Participating	0:40	0:41
1023	327,149.51	4,552,108.52	Non-Participating	0:00	0:00
1024	327,130.30	4,551,393.60	Non-Participating	0:00	0:00
1025	326,799.05	4,551,391.12	Non-Participating	0:00	0:00
1026	326,654.88	4,551,404.02	Non-Participating	0:00	0:00
1027	326,582.72	4,551,405.63	Non-Participating	0:00	0:00
1028	326,226.14	4,551,401.73	Non-Participating	0:00	0:00
1029	327,413.50	4,552,987.66	Non-Participating	0:00	0:00
1030	328,215.56	4,552,980.31	Non-Participating	0:00	0:00
1031	328,680.93	4,552,991.50	Non-Participating	0:00	0:00
1032	330,915.88	4,554,513.18	Non-Participating	0:00	0:00
1033	330,963.42	4,554,419.55	Non-Participating	0:00	0:00
1034	331,114.26	4,554,335.82	Non-Participating	0:00	0:00
1035	330,771.10	4,554,130.33	Non-Participating	0:00	0:00
1036	330,766.03	4,553,796.30	Non-Participating	0:00	0:00
1037	330,440.86	4,553,797.09	Non-Participating	0:00	0:00
1038	330,106.37	4,553,775.69	Non-Participating	0:00	0:00
1039	330,186.98	4,553,885.68	Non-Participating	0:00	0:00
1040	330,280.00	4,554,017.45	Non-Participating	0:00	0:00
1041	330,353.27	4,554,120.34	Non-Participating	0:00	0:00
1042	330,249.98	4,554,170.25	Non-Participating	0:00	0:00
1043	330,280.21	4,554,269.07	Non-Participating	0:00	0:00
1044	330,330.86	4,554,315.98	Non-Participating	0:00	0:00
1045	330,306.36	4,554,410.24	Non-Participating	0:00	0:00
1046	330,277.91	4,554,454.73	Non-Participating	0:00	0:00
1047	329,458.88	4,553,026.32	Participating	0:00	0:00
1048	329,617.13	4,553,116.37	Non-Participating	0:00	0:00
1049	329,838.23	4,553,299.56	Non-Participating	0:00	0:00
1050	329,861.07	4,553,328.39	Non-Participating	0:00	0:00
1051	329,883.34	4,553,364.44	Non-Participating	0:00	0:00
1052	332,341.19	4,554,014.82	Non-Participating	0:00	0:00
1053	331,631.69	4,554,519.29	Non-Participating	0:00	0:00
1054	331,575.32	4,554,519.80	Non-Participating	0:00	0:00
1055	331,338.40	4,554,521.59	Non-Participating	0:00	0:00
1056	331,186.56	4,554,514.13	Non-Participating	0:00	0:00
1057	331,108.38	4,554,525.10	Non-Participating	0:00	0:00
1058	330,924.56	4,553,951.59	Non-Participating	0:00	0:00
1059	332,930.27	4,554,485.31	Non-Participating	0:00	0:00

Receptor ID	UTM-E (m)	UTM-N (m)	Receptor Participation Status	Expected Shadow Flicker - hours per year [hh:mm]	
				GE/SG Turbine Scenario	GE Turbine Scenario
1060	333,304.11	4,554,476.46	Participating	0:00	0:00
1061	333,441.86	4,554,471.33	Non-Participating	0:00	0:00
1062	333,939.35	4,554,456.92	Non-Participating	0:00	0:00
1063	334,052.19	4,554,462.19	Non-Participating	0:00	0:00
1064	333,989.11	4,553,514.21	Participating	4:37	4:42
1065	334,153.38	4,552,924.76	Non-Participating	0:00	0:00
1066	335,845.28	4,552,931.39	Participating	25:41:00	24:34:00
1067	336,670.92	4,552,847.81	Participating	18:12	16:52
1068	337,238.34	4,553,301.39	Non-Participating	32:00:00	32:39:00
1069	336,095.76	4,554,372.57	Non-Participating	0:00	0:00
1070	337,455.40	4,554,386.55	Non-Participating	4:59	6:31
1071	338,150.93	4,554,355.32	Participating	17:46	18:01
1072	339,437.19	4,554,301.82	Non-Participating	8:36	9:07
1073	339,768.51	4,554,299.55	Non-Participating	7:54	7:49
1074	340,453.08	4,553,353.14	Non-Participating	0:00	1:37
1075	340,418.98	4,552,770.41	Non-Participating	0:00	0:00
1076	339,438.61	4,552,768.39	Non-Participating	1:30	1:34
1077	340,617.40	4,552,746.76	Non-Participating	0:00	0:00
1078	340,900.81	4,552,737.41	Non-Participating	0:00	0:00
1079	341,054.43	4,552,735.45	Non-Participating	0:00	1:14
1080	342,026.38	4,552,771.78	Non-Participating	4:38	5:01
1081	342,177.82	4,552,723.46	Non-Participating	1:58	2:01
1082	342,653.02	4,552,673.34	Non-Participating	0:00	0:00
1083	344,586.36	4,552,625.26	Non-Participating	0:00	0:00
1084	344,586.03	4,552,646.23	Non-Participating	0:00	0:00
1085	344,612.04	4,552,639.26	Non-Participating	0:00	0:00
1086	340,782.33	4,555,754.61	Non-Participating	0:42	2:38
1087	340,203.59	4,555,926.30	Non-Participating	2:39	2:42
1088	339,006.33	4,554,402.19	Non-Participating	10:09	10:08
1089	339,389.92	4,554,381.14	Participating	3:21	3:24
1090	339,882.80	4,554,478.52	Non-Participating	11:01	10:50
1091	337,357.37	4,556,002.55	Non-Participating	0:00	0:00
1092	337,342.62	4,555,343.71	Non-Participating	0:00	0:00
1093	337,300.13	4,554,588.05	Non-Participating	4:21	4:14
1094	338,642.95	4,554,399.49	Non-Participating	0:00	0:00
1095	337,226.23	4,556,018.64	Non-Participating	0:00	0:00
1096	336,653.24	4,554,489.41	Non-Participating	0:00	1:05
1097	336,297.86	4,554,476.66	Non-Participating	0:00	0:00
1098	335,997.40	4,554,469.87	Non-Participating	0:00	0:00
1099	335,314.90	4,554,490.96	Non-Participating	0:00	0:00
1100	334,963.98	4,554,507.96	Non-Participating	0:00	0:00
1101	334,514.65	4,554,521.19	Non-Participating	0:00	0:00
1102	334,123.45	4,554,539.62	Non-Participating	0:00	0:00
1103	333,733.74	4,554,541.86	Non-Participating	0:00	0:00
1104	333,544.03	4,554,543.75	Non-Participating	0:00	0:00
1105	333,059.93	4,554,551.29	Non-Participating	0:00	0:00
1106	332,408.41	4,554,563.51	Non-Participating	0:00	0:00
1107	331,242.16	4,554,567.92	Non-Participating	0:00	0:00
1108	331,215.02	4,554,688.70	Non-Participating	0:00	0:00
1109	331,109.84	4,554,569.17	Non-Participating	0:00	0:00
1110	331,037.56	4,554,583.48	Non-Participating	0:00	0:00
1111	330,886.86	4,554,891.67	Non-Participating	0:00	0:00

Receptor ID	UTM-E (m)	UTM-N (m)	Receptor Participation Status	Expected Shadow Flicker - hours per year [hh:mm]	
				GE/SG Turbine Scenario	GE Turbine Scenario
1112	330,847.97	4,554,908.84	Non-Participating	0:00	0:00
1113	330,849.07	4,554,952.82	Non-Participating	0:00	0:00
1114	330,932.72	4,554,959.63	Non-Participating	0:00	0:00
1115	330,868.18	4,555,004.40	Non-Participating	0:00	0:00
1116	338,644.62	4,556,040.50	Non-Participating	4:34	4:40
1117	339,180.99	4,556,074.85	Non-Participating	0:00	0:00
1118	339,529.27	4,556,102.42	Non-Participating	0:00	0:00
1119	320,311.01	4,542,497.37	Non-Participating	0:00	0:00
1120	336,829.05	4,547,313.31	Non-Participating	0:00	0:00
1121	327,314.98	4,548,461.37	Non-Participating	3:13	4:52
1122	327,279.34	4,548,744.95	Non-Participating	2:25	2:28
1123	327,349.94	4,549,407.26	Non-Participating	0:00	0:00
1124	326,135.72	4,548,245.57	Non-Participating	4:08	5:30
1125	326,192.93	4,548,231.90	Non-Participating	6:10	6:34
1126	326,243.95	4,548,227.49	Non-Participating	6:56	7:28
1127	326,854.75	4,548,234.96	Non-Participating	7:17	7:20
1128	327,086.17	4,548,536.49	Non-Participating	1:55	2:00
1129	326,526.54	4,548,580.87	Non-Participating	3:34	3:29
1130	326,559.25	4,548,659.24	Non-Participating	3:34	3:41
1131	326,694.26	4,548,723.16	Non-Participating	0:00	0:00
1132	326,636.12	4,548,907.40	Non-Participating	0:00	0:00
1133	326,882.66	4,548,900.34	Non-Participating	0:00	1:15
1134	326,729.10	4,549,232.46	Non-Participating	0:00	0:00
1135	326,968.34	4,549,189.93	Non-Participating	0:00	1:12
1136	334,203.28	4,551,309.83	Participating	4:34	5:08
1137	335,039.56	4,551,274.99	Non-Participating	22:00	24:07:00
1138	335,582.32	4,551,301.59	Non-Participating	9:02	9:07
1139	335,590.43	4,551,506.88	Non-Participating	7:10	7:34
1140	330,161.06	4,551,363.12	Non-Participating	0:00	0:00
1141	329,901.80	4,551,367.66	Participating	0:00	1:39
1142	330,552.72	4,552,280.33	Participating	0:00	0:00
1143	329,801.98	4,552,241.01	Non-Participating	0:00	0:00
1144	342,810.15	4,551,491.20	Non-Participating	0:00	0:00
1145	342,987.15	4,551,881.89	Non-Participating	0:00	0:00
1146	341,771.68	4,547,113.17	Non-Participating	0:00	0:00
1147	341,832.16	4,547,244.78	Non-Participating	0:00	0:00
1148	341,857.65	4,547,169.03	Non-Participating	0:00	0:00
1149	342,220.24	4,549,744.57	Non-Participating	0:01	2:19
1150	342,317.01	4,549,859.00	Non-Participating	0:00	1:54
1151	330,907.88	4,554,932.98	Non-Participating	0:00	0:00
1152	329,560.87	4,554,522.01	Non-Participating	0:00	0:00
1153	330,881.07	4,554,775.69	Non-Participating	0:00	0:00
1154	327,427.05	4,550,984.33	Non-Participating	0:00	0:00
1155	342,076.02	4,549,697.46	Non-Participating	0:37	1:58
1156	320,848.65	4,547,417.97	Non-Participating	0:00	0:00
1157	324,156.44	4,547,921.19	Non-Participating	0:00	0:00
1158	334,226.83	4,547,401.08	Non-Participating	0:00	0:00
1159	341,078.42	4,549,411.44	Non-Participating	7:48	8:28
1160	341,818.18	4,548,629.80	Non-Participating	8:24	7:54
1161	339,852.29	4,546,239.38	Non-Participating	0:00	0:00
1162	340,551.77	4,545,847.26	Non-Participating	0:00	0:00
1163	343,189.03	4,549,239.50	Non-Participating	45:31:00	46:31:00

Receptor ID	UTM-E (m)	UTM-N (m)	Receptor Participation Status	Expected Shadow Flicker - hours per year [hh:mm]	
				GE/SG Turbine Scenario	GE Turbine Scenario
1164	322,358.95	4,544,395.74	Non-Participating	12:33	10:46
1165	330,436.76	4,544,923.78	Non-Participating	0:00	1:09
1166	327,939.45	4,544,793.97	Non-Participating	4:39	4:46
1167	323,579.66	4,541,662.25	Non-Participating	2:42	4:55
1168	335,820.04	4,548,602.57	Participating	0:00	4:59
1169	329,895.22	4,546,590.92	Non-Participating	0:00	0:00
1170	341,423.36	4,554,271.60	Non-Participating	0:00	0:00
1171	341,035.32	4,554,249.18	Non-Participating	0:00	0:00
1172	341,343.68	4,554,331.84	Non-Participating	0:00	0:00
1173	342,092.26	4,554,314.98	Non-Participating	0:00	0:00
1174	341,984.93	4,554,305.58	Non-Participating	0:00	0:00
1175	341,942.17	4,554,319.55	Non-Participating	0:00	0:00
1176	341,791.60	4,554,334.71	Non-Participating	0:00	0:00
1177	342,742.61	4,554,241.46	Non-Participating	0:00	0:00
1178	342,789.25	4,554,299.40	Non-Participating	0:00	0:00
1179	343,167.30	4,554,281.17	Non-Participating	0:00	0:00
1180	343,696.24	4,553,873.13	Non-Participating	0:00	0:00
1181	343,491.59	4,553,217.72	Non-Participating	0:00	0:00
1182	341,531.77	4,555,962.88	Non-Participating	0:00	0:00
1183	342,048.75	4,555,923.98	Non-Participating	0:00	0:00
1184	342,067.63	4,555,857.60	Non-Participating	0:00	0:00
1185	341,150.22	4,555,980.58	Non-Participating	0:00	0:00
1186	341,224.55	4,555,879.40	Non-Participating	0:00	0:00
1187	342,113.00	4,555,057.81	Non-Participating	0:00	0:00
1188	342,109.95	4,554,996.34	Non-Participating	0:00	0:00
1189	327,075.23	4,553,020.56	Non-Participating	0:00	0:00
1190	326,947.67	4,553,001.13	Non-Participating	0:00	0:00
1191	327,039.95	4,552,939.23	Non-Participating	0:00	0:00
1192	324,683.90	4,551,405.22	Non-Participating	0:00	0:00
1193	324,793.86	4,551,403.48	Non-Participating	0:00	0:00
1194	324,880.42	4,551,347.07	Non-Participating	0:00	0:00
1195	326,603.92	4,553,006.57	Non-Participating	0:00	0:00
1196	325,314.33	4,551,480.35	Non-Participating	0:00	0:00
1198	324,171.92	4,550,568.03	Non-Participating	0:00	0:00
1199	346,675.71	4,548,264.14	Non-Participating	7:41	7:53
1200	325,324.64	4,545,018.25	Non-Participating	2:51	5:49
1201	317,576.67	4,544,266.52	Non-Participating	0:00	0:00
1202	317,643.18	4,544,255.42	Non-Participating	0:00	0:00
1203	326,534.69	4,552,861.85	Non-Participating	0:00	0:00
1204	326,405.39	4,553,016.22	Non-Participating	0:00	0:00
1205	326,334.12	4,553,013.87	Non-Participating	0:00	0:00
1206	325,990.54	4,553,042.91	Non-Participating	0:00	0:00
1207	325,889.09	4,553,040.83	Non-Participating	0:00	0:00
1208	325,897.92	4,552,806.25	Non-Participating	0:00	0:00
1210	324,179.67	4,550,778.04	Non-Participating	0:00	0:00
1211	324,157.20	4,550,612.40	Non-Participating	0:00	0:00
1212	345,804.32	4,549,408.91	Non-Participating	3:19	4:54
1213	329,124.49	4,548,083.24	Participating	24:41:00	25:29:00
1214	318,537.85	4,546,224.15	Non-Participating	1:07	1:15
1215	318,450.82	4,546,305.56	Non-Participating	0:42	0:49
1216	318,449.47	4,546,414.81	Non-Participating	0:00	0:00
1217	318,189.51	4,546,329.12	Non-Participating	0:00	0:00

Receptor ID	UTM-E (m)	UTM-N (m)	Receptor Participation Status	Expected Shadow Flicker - hours per year [hh:mm]	
				GE/SG Turbine Scenario	GE Turbine Scenario
1218	317,774.18	4,546,833.50	Non-Participating	0:00	0:00
1219	317,574.02	4,546,657.82	Non-Participating	0:00	0:00
1220	317,592.56	4,546,447.91	Non-Participating	0:00	0:00
1221	317,660.56	4,546,497.45	Non-Participating	0:00	0:00
1222	317,978.99	4,545,203.10	Non-Participating	0:00	2:34
1223	318,112.21	4,545,043.82	Non-Participating	3:29	3:38
1224	318,433.45	4,545,022.71	Non-Participating	7:14	7:26
1225	322,415.81	4,543,338.73	Non-Participating	0:00	1:58
1226	320,788.31	4,541,604.26	Non-Participating	0:00	0:00
1227	329,030.49	4,546,496.24	Participating	12:46	12:52
1228	318,502.26	4,545,123.04	Non-Participating	7:47	7:50
1229	318,483.84	4,544,824.40	Non-Participating	14:46	15:11
1230	318,568.84	4,544,867.70	Non-Participating	17:22	17:37
1231	317,699.61	4,544,256.27	Non-Participating	0:00	0:00
1232	317,762.26	4,544,252.91	Non-Participating	0:00	0:00
1233	317,807.36	4,544,251.79	Non-Participating	0:00	0:00
1234	318,001.58	4,544,240.67	Non-Participating	0:00	2:18
1235	318,089.86	4,544,415.61	Non-Participating	2:07	2:13
1236	318,535.27	4,544,236.53	Non-Participating	6:15	5:56
1238	324,844.99	4,548,251.21	Non-Participating	0:00	1:31
1239	336,785.90	4,556,022.05	Non-Participating	0:00	0:00
1240	336,635.47	4,556,815.48	Non-Participating	0:00	0:00
1241	336,661.29	4,556,916.14	Non-Participating	0:00	0:00
1242	337,283.77	4,556,861.82	Non-Participating	0:00	0:00
1243	337,286.31	4,556,825.18	Non-Participating	0:00	0:00
1244	337,922.22	4,556,939.75	Non-Participating	0:00	0:00
1245	337,664.67	4,556,806.10	Non-Participating	0:00	0:00
1246	338,995.47	4,556,695.29	Non-Participating	0:00	0:00
1247	338,909.79	4,556,822.30	Non-Participating	0:00	0:00
1248	340,500.45	4,556,493.60	Non-Participating	1:37	1:39
1250	341,024.60	4,556,765.01	Non-Participating	0:00	0:00
1251	342,241.11	4,556,614.23	Non-Participating	0:00	0:00
1252	338,411.04	4,554,910.62	Non-Participating	6:03	5:53
1253	337,239.55	4,554,961.85	Non-Participating	0:00	0:00
1254	335,760.77	4,556,091.22	Non-Participating	0:00	0:00
1255	335,762.13	4,556,156.85	Non-Participating	0:00	0:00
1256	331,077.57	4,554,616.50	Non-Participating	0:00	0:00
1257	330,868.78	4,554,579.17	Non-Participating	0:00	0:00
1258	330,850.46	4,554,576.87	Non-Participating	0:00	0:00
1259	330,821.77	4,554,579.98	Non-Participating	0:00	0:00
1260	330,825.81	4,554,612.13	Non-Participating	0:00	0:00
1261	330,826.39	4,554,646.09	Non-Participating	0:00	0:00
1262	330,720.72	4,554,628.75	Non-Participating	0:00	0:00
1263	330,740.43	4,554,660.63	Non-Participating	0:00	0:00
1264	330,754.82	4,554,737.89	Non-Participating	0:00	0:00
1265	330,548.51	4,554,591.65	Non-Participating	0:00	0:00
1266	330,595.51	4,554,589.97	Non-Participating	0:00	0:00
1267	330,044.62	4,553,367.49	Participating	0:00	0:00
1268	330,326.58	4,553,852.84	Non-Participating	0:00	0:00
1269	330,355.90	4,553,854.42	Non-Participating	0:00	0:00
1270	330,356.84	4,553,787.45	Non-Participating	0:00	0:00
1271	330,266.86	4,553,786.91	Non-Participating	0:00	0:00

Receptor ID	UTM-E (m)	UTM-N (m)	Receptor Participation Status	Expected Shadow Flicker - hours per year [hh:mm]	
				GE/SG Turbine Scenario	GE Turbine Scenario
1272	330,224.99	4,553,785.54	Non-Participating	0:00	0:00
1273	330,166.57	4,553,794.92	Non-Participating	0:00	0:00
1274	330,148.50	4,553,839.17	Non-Participating	0:00	0:00
1275	330,373.59	4,554,535.97	Non-Participating	0:00	0:00
1276	330,408.85	4,554,505.54	Non-Participating	0:00	0:00
1277	330,371.14	4,554,451.52	Non-Participating	0:00	0:00
1278	330,404.94	4,554,451.93	Non-Participating	0:00	0:00
1279	330,439.59	4,554,443.38	Non-Participating	0:00	0:00
1280	330,470.46	4,554,446.83	Non-Participating	0:00	0:00
1281	330,509.20	4,554,445.16	Non-Participating	0:00	0:00
1282	330,506.75	4,554,476.02	Non-Participating	0:00	0:00
1283	330,473.43	4,554,503.44	Non-Participating	0:00	0:00
1284	330,503.22	4,554,501.93	Non-Participating	0:00	0:00
1285	330,502.90	4,554,540.70	Non-Participating	0:00	0:00
1286	330,474.15	4,554,545.17	Non-Participating	0:00	0:00
1287	330,552.62	4,554,541.83	Non-Participating	0:00	0:00
1288	330,560.18	4,554,518.84	Non-Participating	0:00	0:00
1289	330,554.92	4,554,502.03	Non-Participating	0:00	0:00
1290	330,608.44	4,554,493.16	Non-Participating	0:00	0:00
1291	330,338.83	4,554,479.91	Non-Participating	0:00	0:00
1292	330,315.47	4,554,451.49	Non-Participating	0:00	0:00
1293	330,409.14	4,554,407.13	Non-Participating	0:00	0:00
1294	330,446.96	4,554,409.46	Non-Participating	0:00	0:00
1295	330,481.70	4,554,406.87	Non-Participating	0:00	0:00
1296	330,513.64	4,554,414.27	Non-Participating	0:00	0:00
1297	330,501.25	4,554,329.99	Non-Participating	0:00	0:00
1298	330,439.33	4,554,313.17	Non-Participating	0:00	0:00
1299	330,406.57	4,554,258.06	Non-Participating	0:00	0:00
1300	330,399.72	4,554,206.49	Non-Participating	0:00	0:00
1301	330,429.52	4,554,204.98	Non-Participating	0:00	0:00
1302	330,456.28	4,554,258.20	Non-Participating	0:00	0:00
1303	330,342.51	4,554,174.67	Non-Participating	0:00	0:00
1304	330,373.10	4,554,218.88	Non-Participating	0:00	0:00
1305	330,330.07	4,554,087.41	Non-Participating	0:00	0:00
1306	330,311.83	4,554,066.85	Non-Participating	0:00	0:00
1307	330,294.38	4,554,035.34	Non-Participating	0:00	0:00
1308	330,330.54	4,553,998.93	Non-Participating	0:00	0:00
1309	330,344.91	4,554,025.52	Non-Participating	0:00	0:00
1310	330,392.82	4,554,094.28	Non-Participating	0:00	0:00
1311	330,406.99	4,554,108.95	Non-Participating	0:00	0:00
1312	330,425.32	4,554,134.48	Non-Participating	0:00	0:00
1313	330,484.89	4,554,130.47	Non-Participating	0:00	0:00
1314	330,499.49	4,554,112.32	Non-Participating	0:00	0:00
1315	330,464.09	4,554,077.15	Non-Participating	0:00	0:00
1316	330,498.84	4,554,074.56	Non-Participating	0:00	0:00
1317	330,403.37	4,554,014.58	Non-Participating	0:00	0:00
1318	330,504.14	4,554,035.70	Non-Participating	0:00	0:00
1319	330,544.98	4,554,040.96	Non-Participating	0:00	0:00
1320	330,575.04	4,553,996.71	Non-Participating	0:00	0:00
1321	330,632.69	4,553,996.71	Non-Participating	0:00	0:00
1322	330,638.07	4,553,962.82	Non-Participating	0:00	0:00
1323	330,608.24	4,553,962.34	Non-Participating	0:00	0:00

Receptor ID	UTM-E (m)	UTM-N (m)	Receptor Participation Status	Expected Shadow Flicker - hours per year [hh:mm]	
				GE/SG Turbine Scenario	GE Turbine Scenario
1324	330,633.34	4,554,034.47	Non-Participating	0:00	0:00
1325	330,586.60	4,554,033.29	Non-Participating	0:00	0:00
1326	330,551.54	4,554,075.64	Non-Participating	0:00	0:00
1327	330,549.57	4,554,134.32	Non-Participating	0:00	0:00
1328	330,638.41	4,554,098.00	Non-Participating	0:00	0:00
1329	330,716.78	4,554,031.04	Non-Participating	0:00	0:00
1330	330,694.36	4,553,998.63	Non-Participating	0:00	0:00
1331	330,683.05	4,553,919.30	Non-Participating	0:00	0:00
1332	330,708.80	4,553,913.88	Non-Participating	0:00	0:00
1333	330,705.41	4,553,890.08	Non-Participating	0:00	0:00
1334	330,677.57	4,553,889.57	Non-Participating	0:00	0:00
1335	330,748.60	4,554,031.49	Non-Participating	0:00	0:00
1336	330,771.78	4,554,049.98	Non-Participating	0:00	0:00
1337	330,685.70	4,554,073.33	Non-Participating	0:00	0:00
1338	330,682.98	4,554,030.63	Non-Participating	0:00	0:00
1339	330,745.19	4,554,122.01	Non-Participating	0:00	0:00
1340	330,823.66	4,554,233.98	Non-Participating	0:00	0:00
1341	330,769.98	4,554,176.25	Non-Participating	0:00	0:00
1342	330,777.79	4,554,225.82	Non-Participating	0:00	0:00
1343	330,780.30	4,554,255.60	Non-Participating	0:00	0:00
1344	330,745.63	4,554,263.16	Non-Participating	0:00	0:00
1345	330,722.85	4,554,267.52	Non-Participating	0:00	0:00
1346	330,694.06	4,554,270.01	Non-Participating	0:00	0:00
1347	330,690.77	4,554,252.17	Non-Participating	0:00	0:00
1348	330,683.42	4,554,229.44	Non-Participating	0:00	0:00
1349	330,693.86	4,554,200.43	Non-Participating	0:00	0:00
1350	330,688.25	4,554,163.74	Non-Participating	0:00	0:00
1351	330,720.02	4,554,161.21	Non-Participating	0:00	0:00
1352	330,647.58	4,554,168.42	Non-Participating	0:00	0:00
1353	330,649.98	4,554,192.24	Non-Participating	0:00	0:00
1354	330,650.30	4,554,211.12	Non-Participating	0:00	0:00
1355	330,606.37	4,554,199.95	Non-Participating	0:00	0:00
1356	330,602.81	4,554,166.21	Non-Participating	0:00	0:00
1357	330,547.29	4,554,175.12	Non-Participating	0:00	0:00
1358	330,551.61	4,554,194.93	Non-Participating	0:00	0:00
1359	330,562.87	4,554,213.62	Non-Participating	0:00	0:00
1360	330,606.94	4,554,232.74	Non-Participating	0:00	0:00
1361	330,643.67	4,554,230.12	Non-Participating	0:00	0:00
1362	330,648.43	4,554,275.76	Non-Participating	0:00	0:00
1363	330,648.97	4,554,248.92	Non-Participating	0:00	0:00
1364	330,605.27	4,554,251.66	Non-Participating	0:00	0:00
1365	330,546.68	4,554,254.65	Non-Participating	0:00	0:00
1366	330,552.06	4,554,278.42	Non-Participating	0:00	0:00
1367	330,580.88	4,554,277.92	Non-Participating	0:00	0:00
1368	330,504.48	4,554,170.89	Non-Participating	0:00	0:00
1369	330,505.13	4,554,208.65	Non-Participating	0:00	0:00
1370	330,558.57	4,554,310.12	Non-Participating	0:00	0:00
1371	330,589.99	4,554,345.36	Non-Participating	0:00	0:00
1372	330,547.19	4,554,399.78	Non-Participating	0:00	0:00
1373	330,649.65	4,554,403.98	Non-Participating	0:00	0:00
1374	330,646.27	4,554,323.52	Non-Participating	0:00	0:00
1375	330,643.28	4,554,380.23	Non-Participating	0:00	0:00

Receptor ID	UTM-E (m)	UTM-N (m)	Receptor Participation Status	Expected Shadow Flicker - hours per year [hh:mm]	
				GE/SG Turbine Scenario	GE Turbine Scenario
1376	330,702.88	4,554,320.55	Non-Participating	0:00	0:00
1377	330,695.71	4,554,365.41	Non-Participating	0:00	0:00
1378	330,694.23	4,554,395.26	Non-Participating	0:00	0:00
1379	330,774.85	4,554,400.83	Non-Participating	0:00	0:00
1380	330,775.91	4,554,347.13	Non-Participating	0:00	0:00
1381	330,726.13	4,554,343.02	Non-Participating	0:00	0:00
1382	330,783.04	4,554,299.29	Non-Participating	0:00	0:00
1383	330,917.50	4,554,314.87	Non-Participating	0:00	0:00
1384	330,826.85	4,554,303.51	Non-Participating	0:00	0:00
1385	330,821.69	4,554,407.97	Non-Participating	0:00	0:00
1386	330,852.41	4,554,402.47	Non-Participating	0:00	0:00
1387	330,915.98	4,554,399.39	Non-Participating	0:00	0:00
1388	330,920.31	4,554,362.53	Non-Participating	0:00	0:00
1389	330,892.49	4,554,363.01	Non-Participating	0:00	0:00
1390	330,971.46	4,554,388.49	Non-Participating	0:00	0:00
1391	330,959.08	4,554,362.86	Non-Participating	0:00	0:00
1392	330,995.36	4,554,333.41	Non-Participating	0:00	0:00
1393	331,026.25	4,554,395.50	Non-Participating	0:00	0:00
1394	331,049.86	4,554,381.18	Non-Participating	0:00	0:00
1395	331,021.06	4,554,267.36	Non-Participating	0:00	0:00
1396	330,858.61	4,554,185.66	Non-Participating	0:00	0:00
1397	330,848.30	4,554,106.31	Non-Participating	0:00	0:00
1398	330,481.16	4,553,913.83	Non-Participating	0:00	0:00
1399	330,618.49	4,553,922.40	Non-Participating	0:00	0:00
1400	330,538.90	4,553,918.80	Non-Participating	0:00	0:00
1401	330,435.72	4,553,930.52	Non-Participating	0:00	0:00
1402	330,643.52	4,553,875.25	Non-Participating	0:00	0:00
1403	330,615.17	4,553,844.92	Non-Participating	0:00	0:00
1404	330,277.25	4,554,137.03	Non-Participating	0:00	0:00
1405	330,695.91	4,554,473.05	Non-Participating	0:00	0:00
1406	330,705.98	4,554,500.42	Non-Participating	0:00	0:00
1407	330,730.26	4,554,524.86	Non-Participating	0:00	0:00
1408	330,787.99	4,554,528.83	Non-Participating	0:00	0:00
1409	330,783.12	4,554,477.22	Non-Participating	0:00	0:00
1410	330,753.75	4,554,445.92	Non-Participating	0:00	0:00
1411	330,709.05	4,554,438.20	Non-Participating	0:00	0:00
1412	330,825.29	4,554,443.69	Non-Participating	0:00	0:00
1413	330,877.89	4,554,438.81	Non-Participating	0:00	0:00
1414	330,922.66	4,554,441.02	Non-Participating	0:00	0:00
1415	330,924.18	4,554,471.81	Non-Participating	0:00	0:00
1416	330,829.86	4,554,478.41	Non-Participating	0:00	0:00
1417	330,827.33	4,554,504.30	Non-Participating	0:00	0:00
1418	330,824.84	4,554,533.17	Non-Participating	0:00	0:00
1419	331,266.81	4,554,510.64	Non-Participating	0:00	0:00
1420	332,351.89	4,553,004.06	Non-Participating	0:00	0:00
1421	343,910.42	4,553,445.16	Non-Participating	0:00	0:00
1422	343,959.47	4,553,442.47	Non-Participating	0:00	0:00
1423	344,387.47	4,553,326.06	Non-Participating	0:00	0:00
1424	344,371.96	4,553,276.12	Non-Participating	0:00	0:00
1425	344,315.96	4,553,182.94	Non-Participating	0:00	0:00
1426	342,899.32	4,551,466.68	Non-Participating	0:00	0:00
1427	341,543.84	4,551,115.52	Participating	0:00	0:00

Receptor ID	UTM-E (m)	UTM-N (m)	Receptor Participation Status	Expected Shadow Flicker - hours per year [hh:mm]	
				GE/SG Turbine Scenario	GE Turbine Scenario
1428	339,980.01	4,551,421.24	Non-Participating	11:23	11:29
1429	335,835.58	4,551,190.79	Non-Participating	10:37	13:54
1430	334,638.65	4,551,301.37	Participating	3:43	5:12
1431	332,347.21	4,552,610.80	Participating	0:00	1:32
1432	332,250.46	4,552,338.39	Non-Participating	7:54	9:16
1434	323,506.27	4,549,873.61	Non-Participating	0:00	0:00
1435	323,407.89	4,549,871.12	Non-Participating	0:00	0:00
1436	327,435.65	4,549,877.11	Non-Participating	0:00	0:00
1437	329,846.13	4,549,766.58	Non-Participating	4:43	5:13
1438	333,015.87	4,549,766.42	Participating	1:43	1:48
1439	333,415.25	4,549,717.12	Participating	3:50	3:54
1440	333,793.27	4,549,703.88	Participating	8:10	8:26
1441	336,566.05	4,549,627.90	Non-Participating	12:09	14:19
1442	336,519.42	4,551,172.74	Non-Participating	10:08	11:26
1443	339,326.16	4,549,536.46	Participating	11:23	10:12
1444	342,126.27	4,549,861.34	Non-Participating	0:00	2:09
1445	342,166.61	4,549,891.10	Non-Participating	0:00	2:20
1446	342,203.81	4,549,828.76	Non-Participating	0:00	2:33
1447	342,194.13	4,549,810.97	Non-Participating	0:00	2:24
1448	342,183.27	4,549,769.76	Non-Participating	0:00	1:54
1449	342,214.30	4,549,848.11	Non-Participating	0:00	2:34
1450	342,219.33	4,549,868.33	Non-Participating	0:00	2:27
1451	342,231.43	4,549,890.77	Non-Participating	0:00	2:10
1452	342,241.93	4,549,910.89	Non-Participating	0:00	1:41
1453	342,397.02	4,549,891.82	Non-Participating	0:00	0:00
1454	342,348.55	4,549,888.75	Non-Participating	0:00	0:41
1455	342,305.24	4,549,913.71	Non-Participating	0:00	0:43
1456	342,275.81	4,549,882.98	Non-Participating	0:00	1:53
1457	342,245.74	4,549,814.77	Non-Participating	0:00	2:45
1458	342,250.07	4,549,793.60	Non-Participating	0:00	2:47
1459	342,240.25	4,549,768.00	Non-Participating	0:00	2:31
1460	342,258.43	4,549,734.88	Non-Participating	3:41	3:58
1461	342,192.47	4,549,668.85	Non-Participating	4:28	4:44
1462	342,178.37	4,549,621.45	Non-Participating	7:30	7:48
1463	342,155.58	4,549,703.85	Non-Participating	0:14	2:04
1464	342,143.46	4,549,725.93	Non-Participating	0:00	1:33
1465	342,104.26	4,549,762.53	Non-Participating	0:00	1:28
1466	342,210.20	4,549,927.84	Non-Participating	0:00	1:42
1467	342,204.27	4,549,900.61	Non-Participating	0:00	2:11
1468	345,158.58	4,550,116.02	Non-Participating	0:00	0:00
1469	345,295.54	4,550,172.24	Non-Participating	0:00	0:00
1470	346,533.04	4,548,288.96	Non-Participating	5:27	5:25
1471	341,761.57	4,547,818.61	Non-Participating	0:00	0:00
1472	341,730.68	4,547,797.77	Non-Participating	0:00	0:00
1473	341,710.56	4,547,811.35	Non-Participating	0:00	0:00
1474	341,685.26	4,547,819.92	Non-Participating	0:00	0:00
1475	341,650.87	4,547,831.71	Non-Participating	0:00	0:00
1476	341,638.24	4,547,807.50	Non-Participating	0:00	0:00
1477	341,598.66	4,547,814.29	Non-Participating	0:00	0:00
1478	341,580.39	4,547,816.64	Non-Participating	0:00	0:00
1479	341,555.02	4,547,821.15	Non-Participating	0:00	0:00
1480	341,524.27	4,547,808.45	Non-Participating	0:00	0:00

Receptor ID	UTM-E (m)	UTM-N (m)	Receptor Participation Status	Expected Shadow Flicker - hours per year [hh:mm]	
				GE/SG Turbine Scenario	GE Turbine Scenario
1481	341,498.07	4,547,823.14	Non-Participating	0:00	0:00
1482	341,491.47	4,547,794.76	Non-Participating	0:00	0:00
1483	341,446.99	4,547,811.81	Non-Participating	0:00	0:00
1484	341,457.77	4,547,847.24	Non-Participating	0:00	0:00
1485	341,420.34	4,547,860.10	Non-Participating	0:00	0:00
1486	341,382.38	4,547,842.43	Non-Participating	0:00	0:00
1487	341,360.26	4,547,858.08	Non-Participating	0:00	0:00
1488	341,338.97	4,547,862.52	Non-Participating	0:00	0:00
1489	341,319.74	4,547,868.95	Non-Participating	0:00	0:00
1490	341,293.47	4,547,879.58	Non-Participating	0:00	0:00
1491	341,265.10	4,547,887.20	Non-Participating	0:00	0:00
1492	341,281.05	4,547,926.61	Non-Participating	0:00	0:00
1493	341,288.55	4,547,948.87	Non-Participating	0:00	0:00
1494	341,324.21	4,547,951.31	Non-Participating	0:00	0:00
1495	341,389.54	4,547,903.37	Non-Participating	0:00	0:00
1496	341,358.63	4,547,940.54	Non-Participating	0:00	0:00
1497	341,396.33	4,547,942.95	Non-Participating	0:00	0:00
1498	341,430.41	4,547,971.87	Non-Participating	0:00	0:00
1499	341,433.49	4,548,032.88	Non-Participating	0:00	0:00
1500	341,412.96	4,548,141.11	Non-Participating	0:21	0:21
1501	341,456.68	4,548,138.32	Non-Participating	0:00	0:00
1502	341,479.65	4,548,172.52	Non-Participating	0:16	0:17
1503	341,428.92	4,547,885.39	Non-Participating	0:00	0:00
1504	341,471.65	4,547,884.66	Non-Participating	0:00	0:00
1505	341,478.08	4,547,903.88	Non-Participating	0:00	0:00
1506	341,455.30	4,547,939.90	Non-Participating	0:00	0:00
1507	341,468.89	4,547,961.03	Non-Participating	0:00	0:00
1508	341,496.33	4,547,958.53	Non-Participating	0:00	0:00
1509	341,489.84	4,547,936.25	Non-Participating	0:00	0:00
1510	341,502.71	4,547,974.70	Non-Participating	0:00	0:00
1511	341,551.14	4,547,950.46	Non-Participating	0:00	0:00
1512	341,541.53	4,547,924.16	Non-Participating	0:00	0:00
1513	341,537.08	4,547,901.85	Non-Participating	0:00	0:00
1514	341,530.31	4,547,863.30	Non-Participating	0:00	0:00
1515	341,571.04	4,547,864.63	Non-Participating	0:00	0:00
1516	341,592.40	4,547,864.26	Non-Participating	0:00	0:00
1517	341,615.75	4,547,860.81	Non-Participating	0:00	0:00
1518	341,627.71	4,547,905.38	Non-Participating	0:00	0:00
1519	341,634.15	4,547,924.61	Non-Participating	0:00	0:00
1520	341,593.45	4,547,925.31	Non-Participating	0:00	0:00
1521	341,673.84	4,547,865.92	Non-Participating	0:00	0:00
1522	341,705.87	4,547,893.86	Non-Participating	0:00	0:00
1523	341,726.75	4,547,865.01	Non-Participating	0:00	0:00
1524	341,780.72	4,547,867.13	Non-Participating	0:00	0:00
1525	341,801.47	4,547,949.20	Non-Participating	0:00	0:00
1526	341,809.50	4,548,001.99	Non-Participating	0:00	0:00
1527	341,839.09	4,548,006.56	Non-Participating	0:00	0:00
1528	341,808.41	4,548,056.96	Non-Participating	0:00	0:00
1529	341,724.55	4,548,032.96	Non-Participating	0:00	0:00
1530	341,696.17	4,547,980.53	Non-Participating	0:00	0:00
1531	341,679.96	4,547,925.85	Non-Participating	0:00	0:00
1532	341,650.69	4,547,939.59	Non-Participating	0:00	0:00

Receptor ID	UTM-E (m)	UTM-N (m)	Receptor Participation Status	Expected Shadow Flicker - hours per year [hh:mm]	
				GE/SG Turbine Scenario	GE Turbine Scenario
1533	341,611.27	4,547,955.53	Non-Participating	0:00	0:00
1534	341,665.98	4,548,000.38	Non-Participating	0:00	0:00
1535	341,635.56	4,548,007.01	Non-Participating	0:00	0:00
1536	341,601.59	4,547,984.19	Non-Participating	0:00	0:00
1537	341,571.14	4,547,988.79	Non-Participating	0:00	0:00
1538	341,577.70	4,548,015.13	Non-Participating	0:00	0:00
1539	341,576.08	4,548,039.58	Non-Participating	0:00	0:00
1540	341,515.23	4,547,992.80	Non-Participating	0:00	0:00
1541	341,519.62	4,548,011.04	Non-Participating	0:00	0:00
1542	341,531.11	4,548,028.15	Non-Participating	0:00	0:00
1543	341,488.66	4,548,045.16	Non-Participating	0:00	0:00
1544	341,507.46	4,548,073.33	Non-Participating	0:00	0:00
1545	341,552.63	4,548,095.96	Non-Participating	0:00	0:00
1546	341,597.78	4,548,058.55	Non-Participating	0:00	0:00
1547	341,604.25	4,548,079.81	Non-Participating	0:00	0:00
1548	341,626.58	4,548,076.37	Non-Participating	0:00	0:00
1549	341,669.54	4,548,029.84	Non-Participating	0:00	0:00
1550	341,677.13	4,548,057.18	Non-Participating	0:00	0:00
1551	341,613.88	4,548,107.12	Non-Participating	0:00	0:00
1552	341,614.33	4,548,133.57	Non-Participating	0:00	0:00
1553	341,560.17	4,548,120.25	Non-Participating	0:00	0:00
1554	341,562.59	4,548,142.60	Non-Participating	0:00	0:00
1555	341,573.20	4,548,167.86	Non-Participating	0:00	0:00
1556	341,565.81	4,548,211.75	Non-Participating	0:07	0:07
1557	341,525.77	4,548,250.09	Participating	2:28	2:32
1558	341,632.03	4,548,156.67	Non-Participating	0:00	0:00
1559	341,638.59	4,548,183.02	Non-Participating	0:00	0:00
1560	341,639.99	4,548,205.38	Non-Participating	0:00	0:00
1561	341,728.05	4,548,177.41	Non-Participating	0:00	0:00
1562	341,718.58	4,548,159.25	Non-Participating	0:00	0:00
1563	341,718.09	4,548,130.77	Non-Participating	0:00	0:00
1564	341,732.84	4,548,101.00	Non-Participating	0:00	0:00
1565	341,749.58	4,548,127.17	Non-Participating	0:00	0:00
1566	341,761.34	4,548,160.55	Non-Participating	0:00	0:00
1567	341,733.79	4,548,214.96	Non-Participating	0:00	0:00
1568	341,671.04	4,548,235.38	Non-Participating	0:00	0:00
1569	341,603.12	4,548,250.80	Non-Participating	0:47	0:48
1570	341,622.01	4,548,284.05	Non-Participating	1:57	2:00
1571	341,627.47	4,548,305.33	Non-Participating	2:59	3:03
1572	341,634.83	4,548,319.45	Non-Participating	3:37	3:41
1573	341,639.25	4,548,339.73	Non-Participating	4:41	4:47
1574	341,652.83	4,548,359.85	Non-Participating	5:32	5:39
1575	341,662.46	4,548,269.11	Non-Participating	0:17	0:18
1576	341,730.50	4,548,260.82	Non-Participating	0:00	0:00
1577	341,769.74	4,548,293.72	Non-Participating	0:00	0:00
1578	341,782.62	4,548,332.17	Non-Participating	0:12	0:12
1579	341,777.14	4,548,368.90	Non-Participating	2:39	2:42
1580	341,734.64	4,548,323.84	Non-Participating	1:06	1:07
1581	341,739.06	4,548,344.12	Non-Participating	2:11	2:14
1582	341,748.76	4,548,375.50	Non-Participating	4:00	4:05
1583	341,684.67	4,548,317.58	Non-Participating	2:11	2:14
1584	341,675.18	4,548,298.40	Non-Participating	1:21	1:23

Receptor ID	UTM-E (m)	UTM-N (m)	Receptor Participation Status	Expected Shadow Flicker - hours per year [hh:mm]	
				GE/SG Turbine Scenario	GE Turbine Scenario
1585	341,710.47	4,548,338.50	Non-Participating	2:43	2:46
1586	341,833.80	4,548,290.59	Non-Participating	0:00	0:00
1587	341,240.84	4,547,854.89	Non-Participating	0:00	0:00
1588	341,227.79	4,547,825.82	Non-Participating	0:00	0:00
1589	341,282.39	4,547,837.43	Non-Participating	0:00	0:00
1590	341,309.36	4,547,824.42	Non-Participating	0:00	0:00
1591	341,348.99	4,547,817.46	Non-Participating	0:00	0:00
1592	340,772.44	4,548,111.91	Non-Participating	0:00	0:00
1593	340,760.47	4,547,902.90	Non-Participating	0:00	0:00
1594	340,941.14	4,547,824.48	Non-Participating	0:00	0:00
1595	341,017.56	4,547,766.67	Non-Participating	0:00	0:00
1596	330,665.12	4,549,576.73	Non-Participating	23:15	23:24
1597	329,313.21	4,548,221.20	Non-Participating	9:07	11:39
1598	326,306.83	4,548,233.18	Non-Participating	8:02	8:58
1599	325,070.50	4,548,101.15	Non-Participating	2:06	2:10
1600	322,586.40	4,548,701.01	Non-Participating	0:00	0:00
1601	322,555.02	4,549,470.85	Non-Participating	0:00	0:00
1602	321,420.25	4,548,294.24	Non-Participating	0:00	0:00
1604	320,870.85	4,549,149.01	Non-Participating	0:00	0:00
1605	320,969.10	4,549,312.60	Non-Participating	0:00	0:00
1606	320,771.54	4,548,167.31	Non-Participating	0:00	0:00
1607	320,719.61	4,548,189.13	Non-Participating	0:00	0:00
1608	327,700.72	4,546,799.01	Participating	13:00	12:52
1609	330,110.72	4,546,547.34	Non-Participating	2:02	2:33
1610	330,128.26	4,546,544.96	Non-Participating	3:04	3:32
1611	330,165.52	4,546,546.39	Non-Participating	4:25	4:50
1612	330,195.47	4,546,543.81	Non-Participating	5:45	6:09
1613	330,223.39	4,546,543.33	Non-Participating	6:44	7:05
1614	330,262.56	4,546,535.42	Non-Participating	8:23	8:42
1615	330,289.42	4,546,533.92	Non-Participating	8:58	9:11
1616	330,314.29	4,546,536.59	Non-Participating	9:08	9:19
1617	330,343.21	4,546,534.03	Non-Participating	9:30	9:35
1618	330,369.04	4,546,532.55	Non-Participating	9:24	9:35
1619	330,390.77	4,546,533.21	Non-Participating	9:07	9:18
1620	330,423.79	4,546,528.50	Non-Participating	8:24	8:33
1621	330,466.13	4,546,524.67	Non-Participating	6:45	6:39
1622	330,494.06	4,546,525.23	Non-Participating	5:58	5:56
1623	330,519.86	4,546,521.68	Non-Participating	5:21	5:22
1624	330,535.38	4,546,522.45	Non-Participating	5:04	5:06
1625	330,575.66	4,546,518.65	Non-Participating	4:23	4:27
1626	330,606.59	4,546,512.95	Non-Participating	4:03	4:07
1627	330,622.38	4,546,529.23	Non-Participating	3:55	3:58
1628	330,580.47	4,546,557.87	Non-Participating	4:37	4:40
1629	330,343.92	4,546,575.39	Non-Participating	7:32	7:45
1630	330,310.72	4,546,569.75	Non-Participating	7:15	7:30
1631	330,306.66	4,546,633.95	Non-Participating	2:50	3:07
1632	330,349.59	4,546,604.25	Non-Participating	5:58	6:15
1633	330,306.14	4,546,663.95	Non-Participating	0:45	1:04
1634	330,354.39	4,546,763.45	Non-Participating	0:00	0:00
1635	330,425.74	4,546,762.22	Non-Participating	0:00	0:00
1636	330,428.72	4,546,694.94	Non-Participating	2:40	2:56
1637	330,410.88	4,546,860.73	Non-Participating	0:00	0:00

Receptor ID	UTM-E (m)	UTM-N (m)	Receptor Participation Status	Expected Shadow Flicker - hours per year [hh:mm]	
				GE/SG Turbine Scenario	GE Turbine Scenario
1638	330,463.89	4,546,695.37	Non-Participating	3:35	3:49
1639	330,507.40	4,546,759.78	Non-Participating	1:26	1:40
1640	330,541.72	4,546,770.57	Non-Participating	1:51	2:04
1641	330,569.59	4,546,766.99	Non-Participating	2:40	2:51
1642	330,594.06	4,546,806.90	Non-Participating	1:38	1:50
1643	330,477.17	4,546,805.81	Non-Participating	0:00	0:00
1644	330,613.82	4,546,692.79	Non-Participating	5:26	5:39
1645	330,614.74	4,546,746.56	Non-Participating	4:18	4:27
1646	330,475.98	4,546,616.56	Non-Participating	7:05	7:18
1647	330,471.28	4,546,583.54	Non-Participating	7:38	7:47
1648	330,419.38	4,546,573.06	Non-Participating	8:12	8:26
1649	330,617.08	4,546,582.07	Non-Participating	4:17	4:22
1650	330,617.46	4,546,603.78	Non-Participating	4:36	4:35
1651	330,622.29	4,546,644.03	Non-Participating	5:20	5:27
1652	330,624.76	4,546,667.78	Non-Participating	5:32	5:41
1653	330,668.14	4,546,723.92	Non-Participating	5:00	5:09
1654	330,665.21	4,546,674.32	Non-Participating	4:56	5:06
1655	330,744.40	4,546,768.12	Non-Participating	4:19	4:28
1656	330,771.30	4,546,768.69	Non-Participating	4:04	4:15
1657	330,816.78	4,546,766.87	Non-Participating	3:35	3:40
1658	330,851.86	4,546,762.13	Non-Participating	2:56	2:59
1659	330,792.83	4,546,817.96	Non-Participating	3:44	3:53
1660	330,752.46	4,546,815.56	Non-Participating	3:40	3:50
1661	330,681.02	4,546,811.61	Non-Participating	3:00	3:10
1662	331,191.64	4,546,612.52	Non-Participating	0:00	2:21
1663	331,170.16	4,546,626.34	Non-Participating	0:00	1:39
1664	331,150.71	4,546,638.05	Non-Participating	0:00	1:21
1665	331,134.55	4,546,661.08	Non-Participating	0:00	1:21
1666	331,277.29	4,546,528.67	Non-Participating	0:00	1:07
1667	330,530.49	4,546,659.06	Non-Participating	6:07	6:19
1668	330,459.08	4,546,656.15	Non-Participating	5:25	5:36
1669	330,310.04	4,546,770.42	Non-Participating	0:00	0:00
1670	330,804.68	4,546,706.22	Non-Participating	2:56	3:01
1671	330,853.74	4,546,704.63	Non-Participating	2:28	2:33
1672	330,854.98	4,546,669.55	Non-Participating	2:21	2:25
1673	330,855.75	4,546,649.97	Non-Participating	2:18	2:23
1674	330,853.55	4,546,629.34	Non-Participating	2:19	2:22
1675	330,853.61	4,546,611.25	Non-Participating	2:17	2:21
1676	330,859.09	4,546,586.43	Non-Participating	2:15	2:20
1677	330,860.92	4,546,542.47	Non-Participating	2:20	2:24
1678	330,860.01	4,546,511.11	Non-Participating	2:22	2:28
1679	330,838.95	4,546,510.00	Non-Participating	2:29	2:34
1680	330,822.68	4,546,508.43	Non-Participating	2:34	2:41
1681	330,754.91	4,546,516.98	Non-Participating	2:59	3:06
1682	330,719.40	4,546,512.42	Non-Participating	3:13	3:19
1683	330,706.24	4,546,541.07	Non-Participating	3:12	3:19
1684	330,659.28	4,546,536.34	Non-Participating	3:34	3:39
1685	330,660.29	4,546,573.60	Non-Participating	3:43	3:45
1686	330,664.10	4,546,602.33	Non-Participating	3:51	3:53
1687	330,667.14	4,546,628.85	Non-Participating	4:02	4:05
1688	330,888.84	4,546,513.57	Non-Participating	2:12	2:17
1689	330,906.75	4,546,502.93	Non-Participating	2:09	2:15

Receptor ID	UTM-E (m)	UTM-N (m)	Receptor Participation Status	Expected Shadow Flicker - hours per year [hh:mm]	
				GE/SG Turbine Scenario	GE Turbine Scenario
1690	330,925.60	4,546,504.45	Non-Participating	2:05	2:11
1691	330,922.77	4,546,533.29	Non-Participating	2:04	2:08
1692	330,887.70	4,546,532.78	Non-Participating	2:12	2:19
1693	330,887.32	4,546,596.65	Non-Participating	2:07	2:12
1694	330,911.84	4,546,563.00	Non-Participating	2:03	2:10
1695	330,929.29	4,546,590.39	Non-Participating	1:57	2:02
1696	330,923.54	4,546,621.12	Non-Participating	1:56	2:01
1697	330,924.69	4,546,644.73	Non-Participating	1:56	1:59
1698	330,889.68	4,546,669.69	Non-Participating	2:07	2:12
1699	330,928.13	4,546,673.09	Non-Participating	1:55	2:00
1700	330,958.87	4,546,679.20	Non-Participating	1:50	1:54
1701	330,955.57	4,546,637.92	Non-Participating	1:48	1:52
1702	330,955.41	4,546,606.92	Non-Participating	1:50	1:55
1703	330,955.04	4,546,585.51	Non-Participating	1:54	1:59
1704	330,955.67	4,546,557.82	Non-Participating	1:55	2:00
1705	330,999.30	4,546,561.87	Non-Participating	1:46	1:51
1706	331,022.44	4,546,576.97	Non-Participating	1:40	1:45
1707	331,021.83	4,546,627.18	Non-Participating	1:37	1:40
1708	330,977.64	4,546,504.29	Non-Participating	2:26	2:40
1709	330,945.90	4,546,504.47	Non-Participating	2:01	2:11
1710	331,008.94	4,546,500.06	Non-Participating	3:00	3:11
1711	331,058.26	4,546,535.02	Non-Participating	1:36	2:49
1712	331,050.38	4,546,505.99	Non-Participating	1:38	3:32
1713	331,078.36	4,546,522.86	Non-Participating	1:34	3:28
1714	331,099.78	4,546,523.60	Non-Participating	1:31	3:39
1715	331,062.74	4,546,494.71	Non-Participating	1:35	4:00
1716	331,077.96	4,546,499.61	Non-Participating	1:33	4:00
1717	331,102.58	4,546,493.65	Non-Participating	1:28	4:10
1718	331,142.77	4,546,491.12	Non-Participating	0:00	4:09
1719	331,161.20	4,546,489.69	Non-Participating	0:00	4:05
1720	331,189.32	4,546,493.27	Non-Participating	0:00	3:51
1721	331,135.43	4,546,536.27	Non-Participating	0:00	3:37
1722	330,785.00	4,546,549.68	Non-Participating	2:48	2:54
1723	332,700.27	4,547,110.54	Non-Participating	0:00	0:00
1724	340,766.81	4,546,325.31	Non-Participating	0:00	0:00
1725	340,797.86	4,546,305.94	Non-Participating	0:00	0:00
1726	340,765.77	4,546,264.65	Non-Participating	0:00	0:00
1727	340,703.20	4,546,276.19	Non-Participating	0:00	0:00
1728	340,819.72	4,546,238.62	Non-Participating	0:00	0:00
1729	340,897.50	4,546,260.29	Non-Participating	0:00	0:00
1730	340,925.92	4,546,209.59	Non-Participating	0:00	0:00
1731	340,967.93	4,546,219.33	Non-Participating	0:00	0:00
1732	340,906.58	4,546,301.98	Non-Participating	0:00	0:00
1733	340,937.78	4,546,290.98	Non-Participating	0:00	0:00
1734	340,964.54	4,546,265.42	Non-Participating	0:00	0:00
1735	341,008.21	4,546,250.02	Non-Participating	0:00	0:00
1736	340,994.72	4,546,317.20	Non-Participating	0:00	0:00
1737	341,219.75	4,546,871.94	Non-Participating	0:00	0:00
1738	341,088.95	4,546,930.67	Non-Participating	0:00	0:00
1739	341,143.33	4,547,051.08	Non-Participating	0:00	0:00
1740	341,181.77	4,547,096.45	Non-Participating	0:00	0:00
1741	341,186.35	4,547,119.38	Non-Participating	0:00	0:00

Receptor ID	UTM-E (m)	UTM-N (m)	Receptor Participation Status	Expected Shadow Flicker - hours per year [hh:mm]	
				GE/SG Turbine Scenario	GE Turbine Scenario
1742	341,195.25	4,547,150.61	Non-Participating	0:00	0:00
1743	341,215.01	4,547,204.67	Non-Participating	0:00	0:00
1744	342,289.99	4,547,060.65	Non-Participating	0:00	0:00
1745	342,254.65	4,547,073.81	Non-Participating	0:00	0:00
1746	342,204.81	4,547,095.59	Non-Participating	0:00	0:00
1747	342,175.89	4,547,117.01	Non-Participating	0:00	0:00
1748	342,130.31	4,547,142.90	Non-Participating	0:00	0:00
1749	342,338.64	4,547,091.19	Non-Participating	0:00	0:59
1750	342,311.88	4,547,116.76	Non-Participating	0:00	0:00
1751	342,291.07	4,547,123.40	Non-Participating	0:00	0:00
1752	342,261.97	4,547,134.36	Non-Participating	0:00	0:00
1753	342,214.26	4,547,158.19	Non-Participating	0:00	0:00
1754	342,141.63	4,547,192.91	Non-Participating	0:00	0:00
1755	342,116.68	4,547,201.71	Non-Participating	0:00	0:00
1756	342,087.58	4,547,212.67	Non-Participating	0:00	0:00
1757	342,060.60	4,547,225.69	Non-Participating	0:00	0:00
1758	342,101.49	4,547,291.94	Non-Participating	0:00	0:00
1759	342,132.51	4,547,270.48	Non-Participating	0:00	0:00
1760	342,176.18	4,547,255.08	Non-Participating	0:00	0:00
1761	342,221.72	4,547,227.10	Non-Participating	0:00	0:00
1762	342,265.10	4,547,194.98	Non-Participating	0:00	0:00
1763	341,913.48	4,547,186.38	Non-Participating	0:00	0:00
1764	341,861.48	4,547,204.01	Non-Participating	0:00	0:00
1765	341,796.03	4,547,169.57	Non-Participating	0:00	0:00
1766	342,023.28	4,547,245.16	Non-Participating	0:00	0:00
1767	342,017.94	4,547,299.65	Non-Participating	0:00	0:00
1768	341,222.22	4,547,258.94	Non-Participating	0:00	0:00
1769	341,263.04	4,547,321.00	Non-Participating	0:00	0:00
1770	341,269.89	4,547,354.36	Non-Participating	0:00	0:00
1771	341,819.67	4,547,206.95	Non-Participating	0:00	0:00
1772	341,918.27	4,547,224.72	Non-Participating	0:00	0:00
1773	341,979.37	4,547,255.22	Non-Participating	0:00	0:00
1774	341,966.76	4,547,219.83	Non-Participating	0:00	0:00
1775	342,009.50	4,547,171.65	Non-Participating	0:00	0:00
1776	342,006.55	4,547,207.30	Non-Participating	0:00	0:00
1777	341,120.12	4,547,769.29	Non-Participating	0:00	0:00
1778	341,128.70	4,547,750.99	Non-Participating	0:00	0:00
1779	341,156.23	4,547,747.84	Non-Participating	0:00	0:00
1780	341,177.26	4,547,728.79	Non-Participating	0:00	0:00
1781	341,215.19	4,547,709.45	Non-Participating	0:00	0:00
1782	341,235.61	4,547,706.43	Non-Participating	0:00	0:00
1783	341,252.41	4,547,699.91	Non-Participating	0:00	0:00
1784	341,276.24	4,547,688.83	Non-Participating	0:00	0:00
1785	341,298.62	4,547,675.94	Non-Participating	0:00	0:00
1787	341,325.78	4,547,671.96	Non-Participating	0:00	0:00
1788	341,172.97	4,547,789.38	Non-Participating	0:00	0:00
1789	341,181.77	4,547,783.89	Non-Participating	0:00	0:00
1790	341,196.82	4,547,779.18	Non-Participating	0:00	0:00
1791	341,246.34	4,547,761.42	Non-Participating	0:00	0:00
1792	341,252.14	4,547,788.02	Non-Participating	0:00	0:00
1793	341,271.51	4,547,776.12	Non-Participating	0:00	0:00
1794	341,287.74	4,547,736.68	Non-Participating	0:00	0:00

Receptor ID	UTM-E (m)	UTM-N (m)	Receptor Participation Status	Expected Shadow Flicker - hours per year [hh:mm]	
				GE/SG Turbine Scenario	GE Turbine Scenario
1795	341,308.97	4,547,729.20	Non-Participating	0:00	0:00
1796	341,330.20	4,547,721.71	Non-Participating	0:00	0:00
1797	341,342.73	4,547,777.56	Non-Participating	0:00	0:00
1798	341,373.42	4,547,802.84	Non-Participating	0:00	0:00
1799	341,351.04	4,547,743.60	Non-Participating	0:00	0:00
1800	341,397.27	4,547,689.41	Non-Participating	0:00	0:00
1801	341,421.41	4,547,747.73	Non-Participating	0:00	0:00
1802	341,432.56	4,547,775.12	Non-Participating	0:00	0:00
1803	341,470.25	4,547,741.55	Non-Participating	0:00	0:00
1804	341,470.93	4,547,677.47	Non-Participating	0:00	0:00
1805	341,502.57	4,547,654.68	Non-Participating	0:00	0:00
1806	341,528.17	4,547,642.67	Non-Participating	0:00	0:00
1807	341,543.11	4,547,683.35	Non-Participating	0:00	0:00
1808	341,545.29	4,547,706.44	Non-Participating	0:00	0:00
1809	341,562.54	4,547,726.61	Non-Participating	0:00	0:00
1810	341,535.91	4,547,782.25	Non-Participating	0:00	0:00
1811	341,561.59	4,547,774.68	Non-Participating	0:00	0:00
1812	341,587.16	4,547,760.90	Non-Participating	0:00	0:00
1813	341,612.86	4,547,755.11	Non-Participating	0:00	0:00
1814	341,794.47	4,547,759.11	Non-Participating	0:00	0:00
1815	341,784.24	4,547,733.48	Non-Participating	0:00	0:00
1816	341,704.84	4,547,566.66	Non-Participating	0:00	0:00
1817	341,716.28	4,547,559.34	Non-Participating	0:00	0:00
1818	341,735.56	4,547,542.10	Non-Participating	0:00	0:00
1819	341,752.45	4,547,540.92	Non-Participating	0:00	0:00
1820	341,766.56	4,547,533.56	Non-Participating	0:00	0:00
1821	341,789.60	4,547,527.83	Non-Participating	0:00	0:00
1822	341,802.80	4,547,519.59	Non-Participating	0:00	0:00
1823	341,836.21	4,547,495.88	Non-Participating	0:00	0:00
1824	341,678.35	4,547,527.07	Non-Participating	0:00	0:00
1825	341,695.01	4,547,512.55	Non-Participating	0:00	0:00
1826	341,716.31	4,547,509.51	Non-Participating	0:00	0:00
1827	341,734.77	4,547,495.84	Non-Participating	0:00	0:00
1828	341,755.96	4,547,486.58	Non-Participating	0:00	0:00
1829	341,769.14	4,547,476.57	Non-Participating	0:00	0:00
1830	341,786.00	4,547,473.61	Non-Participating	0:00	0:00
1831	341,808.99	4,547,465.20	Non-Participating	0:00	0:00
1832	341,747.52	4,547,409.31	Non-Participating	0:00	0:00
1833	341,715.70	4,547,422.31	Non-Participating	0:00	0:00
1834	341,662.34	4,547,424.12	Non-Participating	0:00	0:00
1835	341,637.23	4,547,412.98	Non-Participating	0:00	0:00
1836	341,673.26	4,547,593.01	Non-Participating	0:00	0:00
1837	341,649.59	4,547,613.88	Non-Participating	0:00	0:00
1838	341,602.36	4,547,610.25	Non-Participating	0:00	0:00
1839	341,567.01	4,547,624.20	Non-Participating	0:00	0:00
1840	341,581.01	4,547,662.23	Non-Participating	0:00	0:00
1841	341,620.69	4,547,641.08	Non-Participating	0:00	0:00
1842	341,587.79	4,547,694.14	Non-Participating	0:00	0:00
1843	341,595.24	4,547,713.59	Non-Participating	0:00	0:00
1844	341,625.38	4,547,706.85	Non-Participating	0:00	0:00
1845	341,653.64	4,547,693.90	Non-Participating	0:00	0:00
1846	341,711.08	4,547,670.67	Non-Participating	0:00	0:00

Receptor ID	UTM-E (m)	UTM-N (m)	Receptor Participation Status	Expected Shadow Flicker - hours per year [hh:mm]	
				GE/SG Turbine Scenario	GE Turbine Scenario
1847	341,698.29	4,547,651.31	Non-Participating	0:00	0:00
1848	341,628.31	4,547,670.31	Non-Participating	0:00	0:00
1849	341,632.37	4,547,751.22	Non-Participating	0:00	0:00
1850	341,649.15	4,547,743.81	Non-Participating	0:00	0:00
1851	341,696.00	4,547,725.21	Non-Participating	0:00	0:00
1852	341,720.63	4,547,708.77	Non-Participating	0:00	0:00
1853	341,738.02	4,547,736.94	Non-Participating	0:00	0:00
1854	341,687.12	4,547,777.86	Non-Participating	0:00	0:00
1855	341,738.64	4,547,772.53	Non-Participating	0:00	0:00
1856	341,380.50	4,547,645.21	Non-Participating	0:00	0:00
1857	341,452.17	4,547,621.73	Non-Participating	0:00	0:00
1858	341,501.73	4,547,605.75	Non-Participating	0:00	0:00
1859	341,517.68	4,547,601.91	Non-Participating	0:00	0:00
1860	341,540.86	4,547,552.57	Non-Participating	0:00	0:00
1861	341,558.24	4,547,579.86	Non-Participating	0:00	0:00
1862	341,574.74	4,547,556.44	Non-Participating	0:00	0:00
1863	341,593.03	4,547,532.99	Non-Participating	0:00	0:00
1864	341,606.86	4,547,561.23	Non-Participating	0:00	0:00
1865	341,587.62	4,547,581.13	Non-Participating	0:00	0:00
1866	341,643.09	4,547,546.36	Non-Participating	0:00	0:00
1867	341,242.26	4,547,472.28	Non-Participating	0:00	0:00
1868	341,217.44	4,547,478.05	Non-Participating	0:00	0:00
1869	341,227.35	4,547,433.38	Non-Participating	0:00	0:00
1870	341,153.86	4,547,351.00	Non-Participating	0:00	0:00
1871	341,231.44	4,547,360.34	Non-Participating	0:00	0:00
1872	341,311.87	4,547,328.70	Non-Participating	0:00	0:00
1873	341,314.91	4,547,350.01	Non-Participating	0:00	0:00
1874	341,326.75	4,547,365.82	Non-Participating	0:00	0:00
1875	341,361.21	4,547,351.88	Non-Participating	0:00	0:00
1876	341,408.13	4,547,286.11	Non-Participating	0:00	0:00
1877	341,418.92	4,547,240.54	Non-Participating	0:00	0:00
1878	341,449.10	4,547,236.47	Non-Participating	0:00	0:00
1879	341,476.67	4,547,235.10	Non-Participating	0:00	0:00
1880	341,526.39	4,547,228.91	Non-Participating	0:00	0:00
1881	341,562.99	4,547,235.40	Non-Participating	0:00	0:00
1882	341,645.08	4,547,299.83	Non-Participating	0:00	0:00
1883	341,645.93	4,547,349.65	Non-Participating	0:00	0:00
1884	341,607.70	4,547,351.20	Non-Participating	0:00	0:00
1885	341,580.98	4,547,349.88	Non-Participating	0:00	0:00
1886	341,556.04	4,547,348.53	Non-Participating	0:00	0:00
1887	341,521.34	4,547,349.13	Non-Participating	0:00	0:00
1888	341,488.46	4,547,351.47	Non-Participating	0:00	0:00
1889	341,454.62	4,547,350.27	Non-Participating	0:00	0:00
1890	341,453.64	4,547,293.34	Non-Participating	0:00	0:00
1891	341,493.64	4,547,290.87	Non-Participating	0:00	0:00
1892	341,517.59	4,547,286.01	Non-Participating	0:00	0:00
1893	341,546.12	4,547,289.08	Non-Participating	0:00	0:00
1894	341,573.69	4,547,288.60	Non-Participating	0:00	0:00
1895	341,604.88	4,547,290.74	Non-Participating	0:00	0:00
1896	341,403.55	4,547,329.80	Non-Participating	0:00	0:00
1897	341,403.36	4,547,370.73	Non-Participating	0:00	0:00
1898	341,337.96	4,547,396.78	Non-Participating	0:00	0:00

Receptor ID	UTM-E (m)	UTM-N (m)	Receptor Participation Status	Expected Shadow Flicker - hours per year [hh:mm]	
				GE/SG Turbine Scenario	GE Turbine Scenario
1899	341,338.36	4,547,419.91	Non-Participating	0:00	0:00
1900	341,369.20	4,547,402.47	Non-Participating	0:00	0:00
1901	341,353.74	4,547,434.77	Non-Participating	0:00	0:00
1902	341,358.52	4,547,454.26	Non-Participating	0:00	0:00
1903	341,399.61	4,547,463.35	Non-Participating	0:00	0:00
1904	341,362.46	4,547,476.44	Non-Participating	0:00	0:00
1905	341,313.43	4,547,471.06	Non-Participating	0:00	0:00
1906	341,309.66	4,547,458.66	Non-Participating	0:00	0:00
1907	341,298.57	4,547,434.83	Non-Participating	0:00	0:00
1908	341,282.00	4,547,403.08	Non-Participating	0:00	0:00
1909	341,318.17	4,547,487.88	Non-Participating	0:00	0:00
1910	341,335.73	4,547,525.85	Non-Participating	0:00	0:00
1911	341,344.06	4,547,544.39	Non-Participating	0:00	0:00
1912	341,351.45	4,547,560.28	Non-Participating	0:00	0:00
1913	341,361.82	4,547,593.92	Non-Participating	0:00	0:00
1914	341,221.32	4,547,548.28	Non-Participating	0:00	0:00
1915	341,180.05	4,547,528.52	Non-Participating	0:00	0:00
1916	341,431.19	4,547,591.83	Non-Participating	0:00	0:00
1917	341,405.15	4,547,578.04	Non-Participating	0:00	0:00
1918	341,394.98	4,547,555.97	Non-Participating	0:00	0:00
1919	341,392.03	4,547,540.00	Non-Participating	0:00	0:00
1920	341,382.60	4,547,509.02	Non-Participating	0:00	0:00
1921	341,411.79	4,547,498.73	Non-Participating	0:00	0:00
1922	341,429.35	4,547,485.08	Non-Participating	0:00	0:00
1923	341,449.66	4,547,475.83	Non-Participating	0:00	0:00
1924	341,426.26	4,547,408.60	Non-Participating	0:00	0:00
1925	341,484.07	4,547,406.72	Non-Participating	0:00	0:00
1926	341,515.17	4,547,404.41	Non-Participating	0:00	0:00
1927	341,548.17	4,547,408.29	Non-Participating	0:00	0:00
1928	341,576.63	4,547,407.80	Non-Participating	0:00	0:00
1929	341,532.04	4,547,453.95	Non-Participating	0:00	0:00
1930	341,507.29	4,547,463.27	Non-Participating	0:00	0:00
1931	341,490.48	4,547,468.90	Non-Participating	0:00	0:00
1932	341,528.33	4,547,496.73	Non-Participating	0:00	0:00
1933	341,555.80	4,547,490.02	Non-Participating	0:00	0:00
1934	341,545.74	4,547,525.79	Non-Participating	0:00	0:00
1935	341,479.71	4,547,515.36	Non-Participating	0:00	0:00
1936	341,463.79	4,547,520.97	Non-Participating	0:00	0:00
1937	341,426.62	4,547,533.18	Non-Participating	0:00	0:00
1938	341,591.92	4,547,468.94	Non-Participating	0:00	0:00
1939	341,615.70	4,547,454.29	Non-Participating	0:00	0:00
1940	341,637.82	4,547,446.79	Non-Participating	0:00	0:00
1941	341,675.41	4,547,459.49	Non-Participating	0:00	0:00
1942	341,584.65	4,547,511.77	Non-Participating	0:00	0:00
1943	341,626.19	4,547,495.04	Non-Participating	0:00	0:00
1944	347,111.82	4,547,030.01	Non-Participating	1:40	3:33
1945	347,125.98	4,546,272.42	Non-Participating	0:00	5:15
1946	346,163.79	4,545,431.21	Non-Participating	0:00	0:00
1947	345,996.08	4,545,411.08	Non-Participating	0:00	0:00
1949	342,626.21	4,545,686.60	Non-Participating	0:00	0:00
1950	342,904.93	4,545,591.85	Non-Participating	0:00	0:00
1951	343,545.79	4,545,396.12	Non-Participating	0:00	0:00

Receptor ID	UTM-E (m)	UTM-N (m)	Receptor Participation Status	Expected Shadow Flicker - hours per year [hh:mm]	
				GE/SG Turbine Scenario	GE Turbine Scenario
1952	341,332.48	4,545,498.29	Non-Participating	0:00	0:00
1953	341,485.51	4,545,415.41	Non-Participating	0:00	0:00
1954	341,582.22	4,545,296.08	Non-Participating	0:00	0:00
1955	340,597.39	4,545,719.40	Non-Participating	0:00	0:00
1956	340,471.53	4,545,700.64	Non-Participating	0:00	0:00
1957	335,331.68	4,545,735.97	Non-Participating	0:00	0:00
1959	331,118.79	4,545,588.88	Non-Participating	3:52	4:02
1960	331,335.53	4,545,493.70	Non-Participating	0:00	1:27
1961	331,466.69	4,545,555.01	Non-Participating	0:00	1:08
1962	331,236.07	4,545,428.46	Non-Participating	1:44	3:32
1963	331,129.75	4,546,104.79	Non-Participating	3:24	3:31
1964	331,103.80	4,546,105.23	Non-Participating	3:36	3:43
1965	331,061.65	4,546,107.04	Non-Participating	3:53	4:00
1966	331,048.56	4,546,163.51	Non-Participating	3:50	3:59
1967	331,152.36	4,546,161.72	Non-Participating	3:09	3:20
1968	331,052.51	4,546,204.54	Non-Participating	3:49	3:59
1969	331,078.48	4,546,205.18	Non-Participating	3:38	3:46
1970	331,133.51	4,546,197.74	Non-Participating	3:16	3:25
1971	331,080.79	4,546,276.52	Non-Participating	3:39	3:48
1972	331,055.86	4,546,336.44	Non-Participating	4:10	4:19
1973	331,088.33	4,546,338.05	Non-Participating	3:45	3:55
1974	331,127.33	4,546,341.70	Non-Participating	1:23	3:29
1975	331,155.37	4,546,336.89	Non-Participating	0:00	3:14
1976	331,171.61	4,546,337.70	Non-Participating	0:00	3:04
1977	331,194.28	4,546,335.14	Non-Participating	0:00	2:55
1978	331,138.58	4,546,366.39	Non-Participating	1:19	3:31
1979	331,088.91	4,546,371.57	Non-Participating	4:03	4:10
1980	331,071.63	4,546,372.95	Non-Participating	4:20	4:32
1981	331,046.68	4,546,369.05	Non-Participating	4:44	4:55
1982	331,060.63	4,546,425.05	Non-Participating	4:37	4:54
1983	331,081.15	4,546,423.62	Non-Participating	1:29	4:42
1984	331,118.94	4,546,419.72	Non-Participating	1:24	4:19
1985	331,043.92	4,546,459.95	Non-Participating	4:18	4:33
1986	331,066.66	4,546,461.72	Non-Participating	1:33	4:33
1987	331,086.07	4,546,458.15	Non-Participating	1:30	4:33
1988	331,113.03	4,546,453.36	Non-Participating	1:25	4:25
1989	331,174.61	4,546,449.05	Non-Participating	0:00	3:52
1990	331,195.17	4,546,449.78	Non-Participating	0:00	3:33
1991	331,220.66	4,546,422.30	Non-Participating	0:00	3:01
1992	331,220.10	4,546,389.86	Non-Participating	0:00	2:54
1993	331,224.80	4,546,348.68	Non-Participating	0:00	2:45
1994	331,221.13	4,546,323.87	Non-Participating	0:00	2:44
1995	330,920.72	4,545,711.43	Non-Participating	5:36	5:48
1996	330,852.49	4,545,706.11	Non-Participating	6:31	6:41
1997	330,800.55	4,545,704.84	Non-Participating	7:23	7:34
1998	330,962.31	4,545,739.91	Non-Participating	5:06	5:15
1999	330,688.28	4,545,717.59	Non-Participating	9:43	9:52
2000	330,645.90	4,545,706.42	Non-Participating	11:04	11:20
2001	330,649.74	4,545,740.96	Non-Participating	10:30	10:38
2002	330,641.63	4,545,772.47	Non-Participating	10:28	10:39
2003	330,676.92	4,545,749.15	Non-Participating	9:41	9:53
2004	330,584.46	4,545,718.29	Non-Participating	13:09	13:16

Receptor ID	UTM-E (m)	UTM-N (m)	Receptor Participation Status	Expected Shadow Flicker - hours per year [hh:mm]	
				GE/SG Turbine Scenario	GE Turbine Scenario
2005	330,564.52	4,545,817.06	Non-Participating	12:48	12:48
2006	330,641.28	4,545,814.66	Non-Participating	10:18	10:26
2007	330,671.27	4,545,860.65	Non-Participating	9:35	9:42
2008	330,650.31	4,545,899.95	Non-Participating	10:01	10:13
2009	330,650.59	4,545,978.90	Non-Participating	9:42	9:46
2011	330,818.57	4,545,872.18	Non-Participating	6:43	6:51
2012	330,822.17	4,545,829.94	Non-Participating	6:39	6:50
2013	330,851.33	4,545,827.27	Non-Participating	6:15	6:25
2014	330,873.98	4,545,823.64	Non-Participating	5:57	6:09
2015	330,906.46	4,545,825.24	Non-Participating	5:32	5:44
2016	330,954.95	4,545,814.67	Non-Participating	5:01	5:10
2017	330,877.00	4,545,873.34	Non-Participating	5:50	6:04
2018	330,908.30	4,545,869.56	Non-Participating	5:30	5:35
2019	330,999.05	4,545,863.67	Non-Participating	4:32	4:44
2020	330,874.78	4,545,932.87	Non-Participating	5:58	6:08
2021	330,889.20	4,546,016.98	Non-Participating	5:38	5:47
2022	330,923.82	4,546,017.47	Non-Participating	5:13	5:25
2023	330,950.82	4,546,014.84	Non-Participating	4:54	5:07
2024	331,009.10	4,546,007.35	Non-Participating	4:22	4:34
2025	330,888.30	4,546,153.28	Non-Participating	5:25	5:34
2026	330,966.25	4,546,157.35	Non-Participating	4:33	4:42
2027	331,011.83	4,546,166.30	Non-Participating	4:07	4:18
2028	331,012.74	4,546,219.29	Non-Participating	4:12	4:22
2029	330,986.60	4,546,208.92	Non-Participating	4:30	4:40
2030	330,955.19	4,546,206.22	Non-Participating	4:46	4:59
2031	330,932.48	4,546,206.61	Non-Participating	5:05	5:16
2032	330,912.50	4,546,239.40	Non-Participating	5:39	5:46
2033	330,884.72	4,546,259.35	Non-Participating	6:40	6:45
2034	330,887.42	4,546,290.67	Non-Participating	6:51	7:09
2035	331,001.50	4,546,257.34	Non-Participating	4:26	4:37
2036	331,000.99	4,546,290.88	Non-Participating	4:41	4:50
2037	331,009.47	4,546,343.73	Non-Participating	5:05	5:17
2038	330,935.93	4,546,343.91	Non-Participating	6:12	6:24
2039	330,892.19	4,546,379.28	Non-Participating	5:38	5:54
2040	330,891.63	4,546,409.57	Non-Participating	4:37	4:51
2041	331,003.47	4,546,371.96	Non-Participating	5:18	5:33
2042	331,023.08	4,546,443.00	Non-Participating	4:35	4:48
2043	331,001.81	4,546,463.92	Non-Participating	4:02	4:14
2044	330,980.20	4,546,465.37	Non-Participating	3:45	3:56
2045	330,963.98	4,546,465.65	Non-Participating	3:29	3:46
2046	330,934.56	4,546,453.18	Non-Participating	3:35	3:48
2047	330,890.38	4,546,462.59	Non-Participating	2:38	2:53
2048	330,830.85	4,546,460.37	Non-Participating	2:36	2:44
2049	330,789.91	4,546,469.73	Non-Participating	2:53	3:00
2050	330,755.25	4,546,467.08	Non-Participating	3:09	3:11
2051	330,755.49	4,546,418.40	Non-Participating	3:14	3:19
2052	330,759.26	4,546,385.89	Non-Participating	3:51	4:07
2053	330,814.02	4,546,362.23	Non-Participating	5:33	5:48
2054	330,840.27	4,546,379.09	Non-Participating	5:09	5:24
2055	330,768.62	4,546,364.10	Non-Participating	4:55	5:14
2056	330,756.26	4,546,337.27	Non-Participating	5:45	6:00
2057	330,796.07	4,546,324.69	Non-Participating	6:42	6:56

Receptor ID	UTM-E (m)	UTM-N (m)	Receptor Participation Status	Expected Shadow Flicker - hours per year [hh:mm]	
				GE/SG Turbine Scenario	GE Turbine Scenario
2058	330,754.25	4,546,283.22	Non-Participating	7:39	7:51
2059	330,755.99	4,546,258.31	Non-Participating	8:15	8:32
2060	330,751.18	4,546,230.27	Non-Participating	8:41	8:59
2061	330,749.52	4,546,196.77	Non-Participating	8:50	9:05
2062	330,791.76	4,546,200.37	Non-Participating	7:55	8:05
2063	330,845.10	4,546,220.01	Non-Participating	6:50	6:53
2064	330,837.87	4,546,176.87	Non-Participating	6:22	6:27
2065	330,804.20	4,546,168.79	Non-Participating	6:57	7:04
2066	330,751.37	4,546,178.35	Non-Participating	8:43	8:53
2067	330,743.28	4,546,148.21	Non-Participating	8:16	8:22
2068	330,749.00	4,546,103.76	Non-Participating	7:37	7:49
2069	330,711.43	4,546,120.63	Non-Participating	8:47	8:50
2070	330,693.07	4,546,122.03	Non-Participating	9:29	9:29
2071	330,672.45	4,546,118.06	Non-Participating	10:16	10:13
2072	330,651.96	4,546,121.66	Non-Participating	11:03	11:19
2073	330,710.61	4,546,135.79	Non-Participating	9:09	9:12
2074	330,715.57	4,546,172.48	Non-Participating	9:35	9:48
2075	330,716.33	4,546,216.81	Non-Participating	9:12	9:32
2076	330,685.57	4,546,251.95	Non-Participating	8:13	8:26
2077	330,720.27	4,546,256.77	Non-Participating	8:16	8:32
2078	330,722.93	4,546,285.92	Non-Participating	7:10	7:29
2079	330,722.39	4,546,317.30	Non-Participating	5:58	6:13
2080	330,723.15	4,546,361.63	Non-Participating	4:08	4:24
2081	330,715.90	4,546,380.15	Non-Participating	3:27	3:31
2082	330,725.05	4,546,409.19	Non-Participating	3:23	3:30
2083	330,727.23	4,546,472.97	Non-Participating	3:17	3:22
2084	330,663.41	4,546,472.99	Non-Participating	3:40	3:44
2085	330,664.85	4,546,430.78	Non-Participating	3:45	3:51
2086	330,657.88	4,546,402.78	Non-Participating	3:52	3:56
2087	330,657.56	4,546,384.39	Non-Participating	3:54	3:58
2088	330,653.13	4,546,315.25	Non-Participating	4:48	5:08
2089	330,700.67	4,546,312.27	Non-Participating	5:53	6:10
2090	330,654.77	4,546,284.93	Non-Participating	6:19	6:37
2091	330,655.44	4,546,261.13	Non-Participating	7:28	7:47
2092	330,653.09	4,546,250.35	Non-Participating	7:59	8:16
2093	330,650.41	4,546,220.11	Non-Participating	9:16	9:35
2094	330,675.39	4,546,226.17	Non-Participating	9:14	9:29
2095	330,652.00	4,546,186.55	Non-Participating	10:30	10:48
2096	330,444.74	4,546,210.67	Non-Participating	7:10	7:23
2097	330,464.46	4,546,288.21	Non-Participating	6:13	6:13
2098	330,487.21	4,546,289.98	Non-Participating	5:49	5:49
2099	330,504.53	4,546,290.76	Non-Participating	5:33	5:37
2100	330,549.94	4,546,289.98	Non-Participating	4:58	4:58
2101	330,610.42	4,546,284.61	Non-Participating	5:34	5:53
2102	330,536.87	4,546,222.06	Non-Participating	7:59	8:17
2103	330,531.38	4,546,154.01	Non-Participating	12:04	12:20
2104	330,499.89	4,546,146.98	Non-Participating	12:12	12:31
2105	330,579.89	4,546,144.53	Non-Participating	12:30	12:39
2106	330,602.59	4,546,144.14	Non-Participating	12:09	12:22
2107	330,609.66	4,546,177.55	Non-Participating	11:01	11:14
2108	330,609.12	4,546,208.92	Non-Participating	9:33	9:48
2109	330,610.57	4,546,230.53	Non-Participating	8:28	8:46

Receptor ID	UTM-E (m)	UTM-N (m)	Receptor Participation Status	Expected Shadow Flicker - hours per year [hh:mm]	
				GE/SG Turbine Scenario	GE Turbine Scenario
2110	330,443.21	4,546,247.47	Non-Participating	6:29	6:23
2111	330,603.41	4,546,317.18	Non-Participating	4:19	4:25
2112	330,614.43	4,546,328.89	Non-Participating	4:13	4:19
2113	330,615.92	4,546,352.66	Non-Participating	4:16	4:20
2114	330,609.95	4,546,383.05	Non-Participating	4:19	4:23
2115	330,560.21	4,546,321.17	Non-Participating	4:51	4:54
2116	330,570.46	4,546,351.28	Non-Participating	4:47	4:52
2117	330,571.99	4,546,377.21	Non-Participating	4:44	4:47
2118	330,538.51	4,546,379.95	Non-Participating	5:07	5:10
2119	330,514.68	4,546,315.46	Non-Participating	5:28	5:30
2120	330,511.91	4,546,342.55	Non-Participating	5:29	5:32
2121	330,504.75	4,546,366.47	Non-Participating	5:35	5:37
2122	330,461.66	4,546,376.95	Non-Participating	6:09	6:10
2123	330,516.45	4,546,418.19	Non-Participating	5:16	5:19
2124	330,521.30	4,546,448.39	Non-Participating	5:07	5:10
2125	330,546.60	4,546,472.83	Non-Participating	4:46	4:49
2126	330,559.57	4,546,409.87	Non-Participating	4:47	4:51
2127	330,617.87	4,546,466.20	Non-Participating	4:04	4:09
2128	330,525.06	4,546,478.61	Non-Participating	5:01	5:05
2129	330,496.99	4,546,481.26	Non-Participating	5:25	5:28
2130	330,476.44	4,546,481.61	Non-Participating	5:47	5:49
2131	330,453.77	4,546,484.16	Non-Participating	6:16	6:16
2132	330,468.69	4,546,408.19	Non-Participating	5:58	5:59
2133	330,250.81	4,546,380.57	Non-Participating	11:16	10:45
2134	330,294.52	4,546,406.86	Non-Participating	10:00	9:35
2135	330,297.86	4,546,474.95	Non-Participating	11:31	11:27
2136	330,188.78	4,546,484.39	Non-Participating	10:40	10:57
2137	330,146.66	4,546,488.36	Non-Participating	9:19	9:44
2138	330,221.22	4,546,483.84	Non-Participating	11:11	11:24
2139	330,335.98	4,546,490.52	Non-Participating	10:29	10:37
2140	330,353.30	4,546,491.30	Non-Participating	10:07	10:12
2141	330,373.77	4,546,486.62	Non-Participating	9:22	9:01
2142	330,386.73	4,546,485.32	Non-Participating	8:37	8:15
2143	330,402.93	4,546,483.96	Non-Participating	7:47	7:39
2144	330,423.46	4,546,482.52	Non-Participating	7:02	6:58
2145	330,426.09	4,546,446.78	Non-Participating	6:38	6:35
2146	330,393.26	4,546,424.63	Non-Participating	7:12	7:12
2147	330,373.07	4,546,382.80	Non-Participating	7:40	7:35
2148	330,413.15	4,546,386.43	Non-Participating	6:53	6:52
2149	330,410.11	4,546,335.65	Non-Participating	7:06	7:03
2150	330,377.58	4,546,330.80	Non-Participating	7:45	7:41
2152	320,885.71	4,545,681.75	Non-Participating	2:20	5:25
2153	318,935.63	4,546,045.87	Non-Participating	0:00	0:00
2154	322,454.50	4,544,016.33	Non-Participating	0:00	0:00
2155	322,702.38	4,543,825.39	Non-Participating	0:00	0:00
2156	322,665.00	4,543,822.64	Non-Participating	0:00	0:00
2157	322,625.46	4,543,825.58	Non-Participating	0:00	0:00
2158	322,529.32	4,543,827.24	Non-Participating	0:00	0:00
2159	322,468.84	4,543,863.35	Non-Participating	0:00	0:00
2160	322,483.92	4,543,818.97	Non-Participating	0:00	0:00
2161	322,424.80	4,543,801.88	Non-Participating	0:00	0:00
2162	322,492.35	4,543,782.62	Non-Participating	0:00	0:00

Receptor ID	UTM-E (m)	UTM-N (m)	Receptor Participation Status	Expected Shadow Flicker - hours per year [hh:mm]	
				GE/SG Turbine Scenario	GE Turbine Scenario
2163	322,530.98	4,543,726.52	Non-Participating	0:00	0:00
2164	322,493.35	4,543,709.06	Non-Participating	0:00	0:00
2165	322,402.61	4,543,695.91	Non-Participating	0:00	0:00
2166	322,594.22	4,543,785.39	Non-Participating	0:00	0:00
2167	322,632.70	4,543,720.24	Non-Participating	0:00	0:00
2168	322,671.03	4,543,712.80	Non-Participating	0:00	0:00
2169	322,664.95	4,543,688.01	Non-Participating	0:00	0:00
2170	322,585.15	4,543,718.80	Non-Participating	0:00	0:00
2171	322,721.97	4,543,714.18	Non-Participating	0:00	0:00
2172	322,728.32	4,543,754.80	Non-Participating	0:00	0:00
2173	322,789.73	4,543,772.98	Non-Participating	0:00	0:00
2174	322,752.64	4,543,787.20	Non-Participating	0:00	0:00
2175	322,708.30	4,543,643.14	Non-Participating	0:00	0:00
2176	322,699.74	4,543,605.95	Non-Participating	0:00	0:00
2177	322,691.42	4,543,582.34	Non-Participating	0:00	0:00
2178	322,683.11	4,543,559.85	Non-Participating	0:00	0:00
2179	322,684.87	4,543,530.41	Non-Participating	0:00	0:00
2180	322,762.52	4,543,572.07	Non-Participating	0:00	0:00
2181	322,647.52	4,543,595.54	Non-Participating	0:00	0:00
2182	322,631.67	4,543,660.30	Non-Participating	0:00	0:00
2183	322,580.40	4,543,639.68	Non-Participating	0:00	0:00
2184	322,516.63	4,543,615.89	Non-Participating	0:00	0:00
2185	322,526.11	4,543,640.62	Non-Participating	0:00	0:00
2186	322,496.99	4,543,658.09	Non-Participating	0:00	0:00
2187	322,465.40	4,543,663.16	Non-Participating	0:00	0:00
2188	322,627.37	4,543,475.96	Non-Participating	0:00	0:00
2189	322,622.41	4,543,451.16	Non-Participating	0:00	0:00
2190	322,720.60	4,543,437.02	Non-Participating	0:00	0:00
2191	322,669.18	4,543,472.98	Non-Participating	0:00	0:00
2192	322,673.09	4,543,503.46	Non-Participating	0:00	0:00
2193	331,142.64	4,544,844.00	Non-Participating	5:12	5:23
2194	331,486.63	4,543,329.82	Non-Participating	0:00	0:00
2195	329,984.55	4,541,633.71	Non-Participating	0:00	0:00
2196	329,900.67	4,541,622.60	Non-Participating	0:00	0:00
2197	327,246.01	4,539,575.93	Non-Participating	0:00	0:00
2198	324,100.10	4,539,631.44	Non-Participating	0:00	0:00
2199	322,921.91	4,539,394.61	Non-Participating	0:00	0:00
2200	337,330.55	4,556,993.23	Non-Participating	0:00	0:00
2201	337,391.50	4,557,583.78	Non-Participating	0:00	0:00
2202	337,445.80	4,557,398.65	Non-Participating	0:00	0:00
2203	338,721.75	4,557,450.10	Non-Participating	0:00	0:00
2204	339,007.30	4,557,284.68	Non-Participating	0:00	0:00
2205	339,754.33	4,556,974.96	Non-Participating	0:00	0:00
2206	340,342.97	4,556,835.78	Non-Participating	0:00	0:00
2207	340,632.78	4,557,441.77	Non-Participating	0:00	0:00
2208	340,528.66	4,557,604.45	Non-Participating	0:00	0:00
2209	340,890.63	4,557,597.73	Non-Participating	0:00	0:00
2210	341,514.30	4,557,570.79	Non-Participating	0:00	0:00
2211	342,072.15	4,557,480.97	Non-Participating	0:00	0:00
2212	342,236.79	4,557,472.74	Non-Participating	0:00	0:00
2213	342,236.79	4,557,415.12	Non-Participating	0:00	0:00
2214	342,432.30	4,557,468.62	Non-Participating	0:00	0:00

Receptor ID	UTM-E (m)	UTM-N (m)	Receptor Participation Status	Expected Shadow Flicker - hours per year [hh:mm]	
				GE/SG Turbine Scenario	GE Turbine Scenario
2215	342,570.19	4,557,546.83	Non-Participating	0:00	0:00
2216	342,314.99	4,557,186.68	Non-Participating	0:00	0:00
2217	341,847.83	4,557,110.53	Non-Participating	0:00	0:00
2218	342,306.76	4,556,723.63	Non-Participating	0:00	0:00
2219	347,457.91	4,551,642.46	Non-Participating	0:00	0:00
2220	347,552.57	4,551,197.94	Non-Participating	0:00	0:00
2221	347,536.11	4,550,965.38	Non-Participating	0:00	0:00
2222	347,554.40	4,550,590.85	Non-Participating	0:00	0:00
2224	347,389.99	4,548,580.17	Non-Participating	0:00	0:00
2225	347,191.61	4,548,160.42	Non-Participating	1:27	2:46
2226	347,238.52	4,548,165.80	Non-Participating	0:00	2:31
2227	347,408.51	4,546,740.33	Non-Participating	0:00	0:00
2228	347,616.37	4,546,701.23	Non-Participating	0:00	0:00
2229	347,595.79	4,546,612.74	Non-Participating	0:00	0:00
2230	347,574.73	4,545,315.08	Non-Participating	0:00	0:00
2231	347,556.22	4,545,258.05	Non-Participating	0:00	0:00
2232	347,266.51	4,545,382.06	Non-Participating	0:00	0:00
2233	347,091.58	4,545,328.55	Non-Participating	0:00	0:00
2234	347,128.63	4,545,258.58	Non-Participating	0:00	0:00
2235	346,832.28	4,545,423.22	Non-Participating	0:00	0:00
2236	346,505.06	4,545,441.74	Non-Participating	0:00	0:00
2237	346,271.28	4,545,335.92	Non-Participating	0:00	0:00
2238	346,602.62	4,545,295.63	Non-Participating	0:00	0:00
2239	346,733.49	4,545,285.34	Non-Participating	0:00	0:00
2240	346,028.76	4,544,923.26	Non-Participating	0:00	0:00
2241	345,113.86	4,545,361.48	Non-Participating	0:00	0:00
2242	343,856.17	4,545,310.86	Non-Participating	0:00	0:00
2243	343,483.41	4,545,306.74	Non-Participating	0:00	0:00
2244	343,568.87	4,545,298.57	Non-Participating	0:00	0:00
2245	340,518.37	4,545,375.89	Non-Participating	0:00	0:00
2246	340,479.27	4,545,275.05	Non-Participating	0:00	0:00
2247	334,295.86	4,545,161.76	Non-Participating	0:00	0:00
2248	335,064.70	4,545,890.38	Non-Participating	0:00	0:00
2250	333,774.35	4,544,986.93	Non-Participating	0:00	0:00
2252	333,428.60	4,544,805.83	Non-Participating	0:00	0:00
2253	332,883.24	4,544,822.29	Non-Participating	0:00	0:00
2254	333,782.58	4,545,499.37	Non-Participating	0:00	0:00
2256	331,784.27	4,543,252.04	Non-Participating	0:00	0:00
2257	332,199.99	4,543,184.13	Non-Participating	0:00	0:00
2258	332,298.77	4,543,145.03	Non-Participating	0:00	0:00
2259	332,051.81	4,543,157.38	Non-Participating	0:00	0:00
2260	331,555.83	4,543,200.59	Non-Participating	0:00	0:00
2261	332,082.68	4,542,183.95	Non-Participating	0:00	0:00
2263	325,519.76	4,538,788.27	Non-Participating	0:00	0:00
2264	325,318.07	4,538,555.72	Non-Participating	0:00	0:00
2265	324,279.77	4,539,227.43	Non-Participating	0:00	0:00
2266	323,875.55	4,539,177.50	Non-Participating	0:00	0:00
2267	323,735.48	4,539,002.30	Non-Participating	0:00	0:00
2268	323,920.70	4,538,821.20	Non-Participating	0:00	0:00
2269	324,177.95	4,538,699.78	Non-Participating	0:00	0:00
2270	324,511.34	4,538,796.50	Non-Participating	0:00	0:00
2271	322,926.69	4,539,183.40	Non-Participating	0:00	0:00

Receptor ID	UTM-E (m)	UTM-N (m)	Receptor Participation Status	Expected Shadow Flicker - hours per year [hh:mm]	
				GE/SG Turbine Scenario	GE Turbine Scenario
2272	322,737.21	4,539,247.34	Non-Participating	0:00	0:00
2273	322,296.95	4,539,084.62	Non-Participating	0:00	0:00
2274	322,223.52	4,538,934.92	Non-Participating	0:00	0:00
2275	320,245.13	4,542,789.00	Non-Participating	0:00	0:00
2276	319,761.51	4,542,389.75	Non-Participating	0:00	0:00
2277	319,440.46	4,542,511.17	Non-Participating	0:00	0:00
2278	319,212.02	4,542,605.84	Non-Participating	0:00	0:00
2280	318,825.12	4,542,675.81	Non-Participating	0:00	0:00
2281	318,567.87	4,542,688.16	Non-Participating	0:00	0:00
2282	318,575.78	4,542,599.22	Non-Participating	0:00	0:00
2283	317,737.40	4,542,643.10	Non-Participating	0:00	0:00
2284	317,707.64	4,542,719.03	Non-Participating	0:00	0:00
2285	317,602.68	4,542,723.14	Non-Participating	0:00	0:00
2286	317,571.81	4,542,786.94	Non-Participating	0:00	0:00
2287	317,388.65	4,542,838.39	Non-Participating	0:00	0:00
2288	317,590.33	4,543,023.61	Non-Participating	0:00	0:00
2289	317,592.39	4,543,075.06	Non-Participating	0:00	0:00
2290	317,757.03	4,543,558.68	Non-Participating	0:00	0:00
2291	317,757.03	4,543,612.19	Non-Participating	0:00	0:00
2292	317,742.62	4,543,680.11	Non-Participating	0:00	0:00
2293	317,633.55	4,543,667.76	Non-Participating	0:00	0:00
2294	317,610.91	4,543,669.82	Non-Participating	0:00	0:00
2295	317,569.75	4,543,669.82	Non-Participating	0:00	0:00
2296	317,567.69	4,543,595.73	Non-Participating	0:00	0:00
2297	317,590.33	4,543,494.89	Non-Participating	0:00	0:00
2298	317,647.95	4,543,591.61	Non-Participating	0:00	0:00
2299	317,621.20	4,543,727.44	Non-Participating	0:00	0:00
2300	317,582.10	4,543,791.24	Non-Participating	0:00	0:00
2301	317,582.10	4,543,857.09	Non-Participating	0:00	0:00
2302	317,584.16	4,543,908.54	Non-Participating	0:00	0:00
2303	317,582.10	4,543,968.22	Non-Participating	0:00	0:00
2304	317,592.39	4,544,015.56	Non-Participating	0:00	0:00
2305	317,582.10	4,544,089.65	Non-Participating	0:00	0:00
2306	317,508.48	4,543,795.88	Non-Participating	0:00	0:00
2307	317,523.46	4,543,753.99	Non-Participating	0:00	0:00
2308	317,494.58	4,543,684.67	Non-Participating	0:00	0:00
2309	317,503.52	4,543,620.88	Non-Participating	0:00	0:00
2310	317,512.13	4,544,215.18	Non-Participating	0:00	0:00
2311	317,510.07	4,544,264.57	Non-Participating	0:00	0:00
2312	317,470.97	4,544,264.57	Non-Participating	0:00	0:00
2313	317,328.97	4,544,256.34	Non-Participating	0:00	0:00
2314	317,273.40	4,544,256.34	Non-Participating	0:00	0:00
2315	317,242.53	4,544,262.52	Non-Participating	0:00	0:00
2316	317,178.73	4,544,252.23	Non-Participating	0:00	0:00
2317	317,604.74	4,544,916.96	Non-Participating	0:00	0:00
2318	318,041.03	4,546,147.63	Non-Participating	0:00	0:00
2319	317,353.39	4,545,058.22	Non-Participating	0:00	0:00
2320	317,396.88	4,545,128.93	Non-Participating	0:00	0:00
2321	319,300.52	4,547,137.53	Non-Participating	0:00	0:00
2322	319,183.21	4,547,425.64	Non-Participating	0:00	0:00
2323	319,195.41	4,547,672.38	Non-Participating	0:00	0:00
2324	319,298.46	4,547,748.75	Non-Participating	0:00	0:00

Receptor ID	UTM-E (m)	UTM-N (m)	Receptor Participation Status	Expected Shadow Flicker - hours per year [hh:mm]	
				GE/SG Turbine Scenario	GE Turbine Scenario
2325	319,319.04	4,547,843.42	Non-Participating	0:00	0:00
2326	319,209.97	4,547,993.65	Non-Participating	0:00	0:00
2327	317,567.69	4,546,847.35	Non-Participating	0:00	0:00
2328	317,670.59	4,547,263.06	Non-Participating	0:00	0:00
2329	317,851.69	4,547,452.40	Non-Participating	0:00	0:00
2330	317,884.62	4,547,510.02	Non-Participating	0:00	0:00
2331	317,808.48	4,547,479.15	Non-Participating	0:00	0:00
2332	317,853.75	4,547,538.83	Non-Participating	0:00	0:00
2333	317,820.82	4,547,549.12	Non-Participating	0:00	0:00
2334	317,794.07	4,547,571.76	Non-Participating	0:00	0:00
2335	317,744.68	4,547,577.93	Non-Participating	0:00	0:00
2336	317,707.64	4,547,575.88	Non-Participating	0:00	0:00
2337	317,676.77	4,547,569.70	Non-Participating	0:00	0:00
2338	317,629.43	4,547,571.76	Non-Participating	0:00	0:00
2339	317,619.14	4,547,625.27	Non-Participating	0:00	0:00
2340	317,674.71	4,547,516.19	Non-Participating	0:00	0:00
2341	317,717.93	4,547,510.02	Non-Participating	0:00	0:00
2342	317,767.32	4,547,499.73	Non-Participating	0:00	0:00
2344	318,736.63	4,548,162.40	Non-Participating	0:00	0:00
2345	318,907.44	4,548,224.14	Non-Participating	0:00	0:00
2346	318,967.12	4,548,238.55	Non-Participating	0:00	0:00
2347	319,070.02	4,548,156.23	Non-Participating	0:00	0:00
2348	319,105.01	4,548,298.23	Non-Participating	0:00	0:00
2349	319,187.33	4,548,092.43	Non-Participating	0:00	0:00
2350	320,354.21	4,548,230.32	Non-Participating	0:00	0:00
2351	319,539.24	4,549,026.76	Non-Participating	0:00	0:00
2352	319,600.98	4,549,041.16	Non-Participating	0:00	0:00
2353	319,629.80	4,548,985.60	Non-Participating	0:00	0:00
2354	319,580.40	4,548,895.05	Non-Participating	0:00	0:00
2355	319,600.98	4,548,858.00	Non-Participating	0:00	0:00
2356	319,615.39	4,548,814.79	Non-Participating	0:00	0:00
2357	319,640.09	4,548,757.16	Non-Participating	0:00	0:00
2358	319,656.55	4,548,674.84	Non-Participating	0:00	0:00
2359	319,732.70	4,548,598.70	Non-Participating	0:00	0:00
2360	319,753.28	4,548,553.42	Non-Participating	0:00	0:00
2361	319,773.86	4,548,510.20	Non-Participating	0:00	0:00
2362	319,817.07	4,548,454.64	Non-Participating	0:00	0:00
2363	319,887.04	4,548,471.10	Non-Participating	0:00	0:00
2364	319,313.38	4,548,039.49	Non-Participating	0:00	0:00
2365	319,389.69	4,548,043.50	Non-Participating	0:00	0:00
2366	319,352.54	4,548,118.81	Non-Participating	0:00	0:00
2367	319,320.41	4,548,123.83	Non-Participating	0:00	0:00
2368	319,375.63	4,548,195.12	Non-Participating	0:00	0:00
2369	319,346.52	4,548,203.15	Non-Participating	0:00	0:00
2370	319,304.35	4,548,187.08	Non-Participating	0:00	0:00
2371	319,477.04	4,548,221.22	Non-Participating	0:00	0:00
2372	319,511.18	4,548,221.22	Non-Participating	0:00	0:00
2373	319,568.41	4,548,217.21	Non-Participating	0:00	0:00
2374	319,606.57	4,548,223.23	Non-Participating	0:00	0:00
2375	319,581.47	4,548,303.55	Non-Participating	0:00	0:00
2376	319,526.24	4,548,340.70	Non-Participating	0:00	0:00
2377	319,500.14	4,548,287.49	Non-Participating	0:00	0:00

Receptor ID	UTM-E (m)	UTM-N (m)	Receptor Participation Status	Expected Shadow Flicker - hours per year [hh:mm]	
				GE/SG Turbine Scenario	GE Turbine Scenario
2378	319,634.68	4,548,300.54	Non-Participating	0:00	0:00
2379	319,675.85	4,548,301.55	Non-Participating	0:00	0:00
2380	319,728.06	4,548,304.56	Non-Participating	0:00	0:00
2381	319,773.24	4,548,300.54	Non-Participating	0:00	0:00
2382	319,827.46	4,548,308.57	Non-Participating	0:00	0:00
2383	319,879.67	4,548,300.54	Non-Participating	0:00	0:00
2384	320,035.30	4,548,233.27	Non-Participating	0:00	0:00
2385	319,988.11	4,548,233.27	Non-Participating	0:00	0:00
2386	320,010.20	4,548,174.03	Non-Participating	0:00	0:00
2387	320,021.24	4,548,142.91	Non-Participating	0:00	0:00
2388	320,036.30	4,548,113.79	Non-Participating	0:00	0:00
2389	320,059.40	4,548,073.63	Non-Participating	0:00	0:00
2390	320,072.45	4,548,027.44	Non-Participating	0:00	0:00
2391	319,996.14	4,548,101.74	Non-Participating	0:00	0:00
2392	319,928.87	4,548,107.76	Non-Participating	0:00	0:00
2393	319,930.88	4,548,197.12	Non-Participating	0:00	0:00
2394	319,921.84	4,548,253.35	Non-Participating	0:00	0:00
2395	319,867.62	4,548,213.19	Non-Participating	0:00	0:00
2396	319,838.50	4,548,218.21	Non-Participating	0:00	0:00
2397	319,789.31	4,548,220.22	Non-Participating	0:00	0:00
2398	319,720.03	4,548,214.19	Non-Participating	0:00	0:00
2399	319,658.78	4,548,231.26	Non-Participating	0:00	0:00
2400	319,816.41	4,548,163.99	Non-Participating	0:00	0:00
2401	319,826.46	4,548,127.84	Non-Participating	0:00	0:00
2402	319,828.46	4,548,093.71	Non-Participating	0:00	0:00
2403	319,829.47	4,548,063.59	Non-Participating	0:00	0:00
2404	319,821.43	4,548,026.44	Non-Participating	0:00	0:00
2405	319,813.40	4,547,995.31	Non-Participating	0:00	0:00
2406	319,816.41	4,547,920.01	Non-Participating	0:00	0:00
2407	319,741.11	4,547,903.94	Non-Participating	0:00	0:00
2408	319,684.88	4,547,922.01	Non-Participating	0:00	0:00
2409	319,671.83	4,547,951.13	Non-Participating	0:00	0:00
2410	319,675.85	4,547,993.30	Non-Participating	0:00	0:00
2411	319,674.84	4,548,036.48	Non-Participating	0:00	0:00
2412	319,674.84	4,548,058.56	Non-Participating	0:00	0:00
2413	319,677.86	4,548,098.73	Non-Participating	0:00	0:00
2414	319,683.88	4,548,129.85	Non-Participating	0:00	0:00
2415	319,689.90	4,548,174.03	Non-Participating	0:00	0:00
2416	319,607.57	4,547,967.20	Non-Participating	0:00	0:00
2417	320,790.50	4,549,438.36	Non-Participating	0:00	0:00
2418	320,878.99	4,549,687.37	Non-Participating	0:00	0:00
2419	320,722.59	4,549,734.71	Non-Participating	0:00	0:00
2420	320,887.23	4,549,798.50	Non-Participating	0:00	0:00
2421	320,902.32	4,549,876.65	Non-Participating	0:00	0:00
2422	320,870.02	4,549,872.80	Non-Participating	0:00	0:00
2423	320,841.94	4,549,871.65	Non-Participating	0:00	0:00
2424	320,803.10	4,549,865.11	Non-Participating	0:00	0:00
2425	320,780.79	4,549,866.26	Non-Participating	0:00	0:00
2426	320,741.18	4,549,867.80	Non-Participating	0:00	0:00
2427	320,699.65	4,549,870.11	Non-Participating	0:00	0:00
2428	320,588.89	4,549,863.95	Non-Participating	0:00	0:00
2429	323,027.53	4,548,769.51	Non-Participating	0:00	0:00

Receptor ID	UTM-E (m)	UTM-N (m)	Receptor Participation Status	Expected Shadow Flicker - hours per year [hh:mm]	
				GE/SG Turbine Scenario	GE Turbine Scenario
2430	323,044.00	4,548,860.06	Non-Participating	0:00	0:00
2431	322,473.94	4,549,506.27	Non-Participating	0:00	0:00
2432	324,040.06	4,548,909.45	Non-Participating	0:00	0:00
2433	327,602.44	4,553,871.26	Non-Participating	0:00	0:00
2434	327,631.25	4,554,229.35	Non-Participating	0:00	0:00
2435	326,958.29	4,554,519.53	Non-Participating	0:00	0:00
2436	326,964.46	4,554,365.18	Non-Participating	0:00	0:00
2437	327,550.59	4,554,358.01	Non-Participating	0:00	0:00
2438	327,553.28	4,554,395.61	Non-Participating	0:00	0:00
2439	327,553.28	4,554,443.05	Non-Participating	0:00	0:00
2440	327,549.69	4,554,509.30	Non-Participating	0:00	0:00
2441	327,545.22	4,554,544.21	Non-Participating	0:00	0:00
2442	327,503.14	4,554,537.95	Non-Participating	0:00	0:00
2443	327,463.75	4,554,542.42	Non-Participating	0:00	0:00
2444	327,423.47	4,554,543.32	Non-Participating	0:00	0:00
2445	327,327.68	4,554,555.85	Non-Participating	0:00	0:00
2446	327,351.85	4,554,506.61	Non-Participating	0:00	0:00
2447	327,597.14	4,554,528.10	Non-Participating	0:00	0:00
2448	327,613.26	4,554,554.96	Non-Participating	0:00	0:00
2449	327,683.98	4,554,528.99	Non-Participating	0:00	0:00
2450	327,755.60	4,554,527.20	Non-Participating	0:00	0:00
2451	328,371.51	4,554,629.26	Non-Participating	0:00	0:00
2452	328,210.72	4,554,605.53	Non-Participating	0:00	0:00
2453	328,030.43	4,554,604.19	Non-Participating	0:00	0:00
2454	327,986.56	4,554,605.09	Non-Participating	0:00	0:00
2455	327,846.01	4,554,627.47	Non-Participating	0:00	0:00
2456	327,735.90	4,554,607.77	Non-Participating	0:00	0:00
2457	327,649.06	4,554,642.69	Non-Participating	0:00	0:00
2458	327,628.47	4,554,684.76	Non-Participating	0:00	0:00
2459	327,641.01	4,554,816.36	Non-Participating	0:00	0:00
2460	327,638.32	4,554,732.21	Non-Participating	0:00	0:00
2461	327,569.39	4,554,783.24	Non-Participating	0:00	0:00
2462	327,635.85	4,555,142.94	Non-Participating	0:00	0:00
2463	327,637.93	4,555,091.95	Non-Participating	0:00	0:00
2464	327,634.80	4,555,032.63	Non-Participating	0:00	0:00
2465	327,628.56	4,554,973.31	Non-Participating	0:00	0:00
2466	327,568.20	4,554,951.46	Non-Participating	0:00	0:00
2467	327,563.00	4,554,902.55	Non-Participating	0:00	0:00
2468	327,564.04	4,554,866.13	Non-Participating	0:00	0:00
2469	327,667.06	4,554,866.13	Non-Participating	0:00	0:00
2470	327,663.94	4,554,912.96	Non-Participating	0:00	0:00
2471	327,515.13	4,555,068.01	Non-Participating	0:00	0:00
2472	330,880.02	4,555,907.24	Non-Participating	0:00	0:00
2473	330,899.18	4,555,850.65	Non-Participating	0:00	0:00
2474	330,909.63	4,555,684.35	Non-Participating	0:00	0:00
2475	330,875.67	4,555,535.46	Non-Participating	0:00	0:00
2476	330,779.02	4,555,510.21	Non-Participating	0:00	0:00
2477	331,271.83	4,555,464.94	Non-Participating	0:00	0:00
2478	331,309.27	4,555,533.72	Non-Participating	0:00	0:00
2479	331,311.88	4,555,605.99	Non-Participating	0:00	0:00
2480	331,439.00	4,555,715.69	Non-Participating	0:00	0:00
2481	331,487.76	4,555,771.42	Non-Participating	0:00	0:00

Receptor ID	UTM-E (m)	UTM-N (m)	Receptor Participation Status	Expected Shadow Flicker - hours per year [hh:mm]	
				GE/SG Turbine Scenario	GE Turbine Scenario
2482	331,540.87	4,555,851.52	Non-Participating	0:00	0:00
2483	331,608.79	4,555,942.07	Non-Participating	0:00	0:00
2484	331,738.52	4,555,939.46	Non-Participating	0:00	0:00
2485	331,546.97	4,555,601.63	Non-Participating	0:00	0:00
2486	331,647.10	4,555,668.68	Non-Participating	0:00	0:00
2487	330,776.53	4,555,315.49	Non-Participating	0:00	0:00
2488	330,872.89	4,555,292.33	Non-Participating	0:00	0:00
2489	330,883.08	4,555,217.28	Non-Participating	0:00	0:00
2490	330,850.65	4,555,109.80	Non-Participating	0:00	0:00
2491	330,849.73	4,555,061.62	Non-Participating	0:00	0:00
2492	330,968.33	4,555,036.60	Non-Participating	0:00	0:00
2493	331,076.73	4,555,153.35	Non-Participating	0:00	0:00
2494	331,097.12	4,555,184.85	Non-Participating	0:00	0:00
2495	331,118.43	4,555,215.43	Non-Participating	0:00	0:00
2496	332,502.51	4,555,476.49	Non-Participating	0:00	0:00
2497	332,527.21	4,555,820.18	Non-Participating	0:00	0:00
2498	332,518.97	4,555,968.35	Non-Participating	0:00	0:00
2499	332,516.92	4,555,999.22	Non-Participating	0:00	0:00
2500	332,516.92	4,556,034.21	Non-Participating	0:00	0:00
2501	332,640.21	4,556,079.66	Non-Participating	0:00	0:00
2502	332,823.16	4,556,075.19	Non-Participating	0:00	0:00
2503	332,823.56	4,555,941.60	Non-Participating	0:00	0:00
2504	332,072.39	4,556,174.15	Non-Participating	0:00	0:00
2505	332,407.84	4,556,254.41	Non-Participating	0:00	0:00
2506	332,949.09	4,556,186.50	Non-Participating	0:00	0:00
2507	333,148.67	4,556,112.75	Non-Participating	0:00	0:00
2508	333,212.52	4,556,081.54	Non-Participating	0:00	0:00
2509	333,255.73	4,556,085.66	Non-Participating	0:00	0:00
2510	333,288.66	4,556,087.71	Non-Participating	0:00	0:00
2511	333,346.28	4,556,100.06	Non-Participating	0:00	0:00
2512	333,699.89	4,556,076.03	Non-Participating	0:00	0:00
2513	334,097.45	4,556,085.66	Non-Participating	0:00	0:00
2514	334,796.12	4,556,067.64	Non-Participating	0:00	0:00
2515	335,753.66	4,556,221.21	Non-Participating	0:00	0:00
2733	339,194.60	4,554,319.52	Non-Participating	5:24	5:21
2734	337,084.71	4,549,509.23	Non-Participating	18:10	18:23
2735	325,782.54	4,541,791.05	Non-Participating	57:01:00	56:59:00
2736	328,609.70	4,548,113.35	Participating	21:35	24:04:00
2737	328,621.11	4,548,169.83	Non-Participating	7:40	10:23
2738	339,389.83	4,554,380.09	Participating	3:21	3:24
2739	340,401.06	4,551,505.09	Non-Participating	37:57:00	39:05:00
2742	337,698.31	4,552,647.12	Participating	53:44:00	54:55:00
2743	337,238.04	4,553,297.15	Non-Participating	31:46:00	32:31:00
2744	329,117.01	4,545,318.54	Participating	60:28:00	59:12:00
2746	327,271.00	4,546,383.52	Participating	82:19:00	82:06:00
2747	326,136.78	4,548,243.82	Non-Participating	4:09	5:32
2748	326,243.21	4,548,229.08	Non-Participating	6:55	7:26
2749	330,690.33	4,549,761.39	Non-Participating	3:14	3:54
2750	320,752.46	4,545,021.43	Non-Participating	13:46	13:50
2751	327,176.80	4,543,593.52	Non-Participating	5:05	5:18
2752	327,241.75	4,543,299.64	Non-Participating	9:09	11:24
2754	337,526.55	4,549,600.03	Non-Participating	5:09	5:22

Receptor ID	UTM-E (m)	UTM-N (m)	Receptor Participation Status	Expected Shadow Flicker - hours per year [hh:mm]	
				GE/SG Turbine Scenario	GE Turbine Scenario
2756	325,553.86	4,544,028.73	Participating	108:39:00	107:29:00
2757	326,552.77	4,542,007.92	Participating	48:00:00	49:58:00
2758	339,445.00	4,554,397.11	Participating	3:00	3:04
2759	337,117.30	4,549,502.31	Non-Participating	17:10	17:18
2760	342,856.37	4,549,354.40	Non-Participating	11:06	11:44
2803	337,442.91	4,559,042.84	Non-Participating	0:00	0:00
2805	338,079.87	4,559,218.06	Non-Participating	0:00	0:00
2806	340,614.92	4,558,971.34	Non-Participating	0:00	0:00
2811	337,395.49	4,559,007.02	Non-Participating	0:00	0:00
2812	337,385.62	4,558,965.98	Non-Participating	0:00	0:00
2813	337,429.37	4,558,965.74	Non-Participating	0:00	0:00
2814	337,463.53	4,558,940.22	Non-Participating	0:00	0:00
2815	337,429.79	4,558,931.13	Non-Participating	0:00	0:00
2816	337,470.50	4,558,960.96	Non-Participating	0:00	0:00
2817	337,481.18	4,558,990.28	Non-Participating	0:00	0:00
2818	337,525.25	4,558,978.84	Non-Participating	0:00	0:00
2819	337,423.36	4,558,823.89	Non-Participating	0:00	0:00
2820	337,391.14	4,558,843.78	Non-Participating	0:00	0:00
2821	337,387.36	4,558,772.11	Non-Participating	0:00	0:00
2822	337,385.29	4,558,711.09	Non-Participating	0:00	0:00
2823	337,375.67	4,558,684.29	Non-Participating	0:00	0:00
2852	337,222.41	4,558,500.21	Non-Participating	0:00	0:00
2857	339,052.38	4,558,376.05	Non-Participating	0:00	0:00
2858	338,807.54	4,558,428.10	Non-Participating	0:00	0:00
2859	338,761.11	4,558,391.25	Non-Participating	0:00	0:00
2862	339,294.51	4,558,550.46	Non-Participating	0:00	0:00
2863	339,723.88	4,558,518.63	Non-Participating	0:00	0:00
2866	340,063.26	4,558,431.37	Non-Participating	0:00	0:00
2867	340,162.95	4,558,341.64	Non-Participating	0:00	0:00
2870	340,579.16	4,558,402.13	Non-Participating	0:00	0:00
2872	340,977.44	4,558,396.78	Non-Participating	0:00	0:00
2884	341,620.89	4,558,294.01	Non-Participating	0:00	0:00
2885	341,541.01	4,558,300.06	Non-Participating	0:00	0:00
2887	341,702.53	4,558,269.51	Non-Participating	0:00	0:00
2888	342,268.38	4,557,935.45	Non-Participating	0:00	0:00
2889	337,415.40	4,557,889.91	Non-Participating	0:00	0:00
2920	334,162.08	4,556,937.09	Non-Participating	0:00	0:00
2921	333,781.81	4,556,954.84	Non-Participating	0:00	0:00
2923	333,438.47	4,556,959.74	Non-Participating	0:00	0:00
2928	333,020.34	4,556,876.89	Non-Participating	0:00	0:00
2930	333,171.90	4,556,814.24	Non-Participating	0:00	0:00
2931	333,235.06	4,556,877.77	Non-Participating	0:00	0:00
2934	333,369.87	4,556,905.97	Non-Participating	0:00	0:00
2935	333,399.35	4,556,903.94	Non-Participating	0:00	0:00
2936	333,431.39	4,556,903.39	Non-Participating	0:00	0:00
2937	333,464.42	4,556,900.78	Non-Participating	0:00	0:00
2938	333,708.46	4,556,890.47	Non-Participating	0:00	0:00
2939	333,667.29	4,556,893.21	Non-Participating	0:00	0:00
2943	333,637.90	4,556,899.82	Non-Participating	0:00	0:00
2944	334,157.78	4,556,894.42	Non-Participating	0:00	0:00
2952	335,964.03	4,556,838.86	Non-Participating	0:00	0:00
2955	338,356.35	4,556,840.35	Non-Participating	0:00	0:00

Receptor ID	UTM-E (m)	UTM-N (m)	Receptor Participation Status	Expected Shadow Flicker - hours per year [hh:mm]	
				GE/SG Turbine Scenario	GE Turbine Scenario
2956	338,955.24	4,556,814.25	Non-Participating	0:00	0:00
2962	341,603.44	4,556,756.90	Non-Participating	0:00	0:00
3000	335,758.37	4,556,124.00	Non-Participating	0:00	0:00
3004	334,160.65	4,556,411.53	Non-Participating	0:00	0:00
3006	333,263.36	4,556,157.85	Non-Participating	0:00	0:00
3056	334,057.62	4,555,570.25	Non-Participating	0:00	0:00
3060	331,470.81	4,555,533.94	Non-Participating	0:00	0:00
3067	330,884.68	4,555,327.29	Non-Participating	0:00	0:00
3079	331,119.61	4,555,230.65	Non-Participating	0:00	0:00
3130	334,948.57	4,554,451.84	Non-Participating	0:00	0:00
3181	330,883.55	4,554,523.42	Non-Participating	0:00	0:00
3182	330,682.89	4,554,600.65	Non-Participating	0:00	0:00
3183	330,752.93	4,554,679.33	Non-Participating	0:00	0:00
3197	330,548.20	4,554,461.02	Non-Participating	0:00	0:00
3198	330,621.76	4,554,478.07	Non-Participating	0:00	0:00
3199	330,647.90	4,554,518.83	Non-Participating	0:00	0:00
3200	330,519.25	4,554,582.61	Non-Participating	0:00	0:00
3201	330,476.57	4,554,585.89	Non-Participating	0:00	0:00
3202	330,447.20	4,554,535.01	Non-Participating	0:00	0:00
3203	330,310.49	4,554,514.47	Non-Participating	0:00	0:00
3204	330,191.73	4,554,531.78	Non-Participating	0:00	0:00
3226	327,545.86	4,554,613.50	Non-Participating	0:00	0:00
3228	326,864.66	4,554,618.62	Non-Participating	0:00	0:00
3234	327,707.57	4,554,460.62	Non-Participating	0:00	0:00
3256	330,247.19	4,554,147.70	Non-Participating	0:00	0:00
3257	330,413.14	4,554,181.98	Non-Participating	0:00	0:00
3258	330,384.35	4,554,076.65	Non-Participating	0:00	0:00
3259	330,332.24	4,554,270.89	Non-Participating	0:00	0:00
3276	330,688.54	4,554,131.45	Non-Participating	0:00	0:00
3277	330,646.84	4,554,132.67	Non-Participating	0:00	0:00
3278	330,709.79	4,554,301.53	Non-Participating	0:00	0:00
3279	330,683.30	4,554,299.95	Non-Participating	0:00	0:00
3280	330,755.60	4,554,302.77	Non-Participating	0:00	0:00
3281	330,781.59	4,554,364.40	Non-Participating	0:00	0:00
3282	330,751.65	4,554,398.49	Non-Participating	0:00	0:00
3283	330,727.34	4,554,405.02	Non-Participating	0:00	0:00
3284	330,921.59	4,554,339.60	Non-Participating	0:00	0:00
3335	330,382.88	4,553,784.63	Non-Participating	0:00	0:00
3344	330,331.39	4,553,896.43	Non-Participating	0:00	0:00
3345	330,267.96	4,553,906.17	Non-Participating	0:00	0:00
3346	330,243.18	4,553,826.72	Non-Participating	0:00	0:00
3347	330,224.94	4,553,831.10	Non-Participating	0:00	0:00
3348	330,211.80	4,553,835.91	Non-Participating	0:00	0:00
3349	330,163.91	4,553,862.17	Non-Participating	0:00	0:00
3350	330,118.12	4,553,802.93	Non-Participating	0:00	0:00
3351	330,158.18	4,553,765.60	Non-Participating	0:00	0:00
3352	330,328.04	4,553,790.66	Non-Participating	0:00	0:00
3372	344,332.33	4,553,204.96	Non-Participating	0:00	0:00
3439	331,671.68	4,553,018.06	Non-Participating	0:00	0:00
3557	342,766.19	4,550,994.56	Non-Participating	0:00	0:00
3571	340,907.71	4,551,035.55	Non-Participating	2:29	2:33
3672	324,258.49	4,551,275.65	Non-Participating	0:00	0:00

Receptor ID	UTM-E (m)	UTM-N (m)	Receptor Participation Status	Expected Shadow Flicker - hours per year [hh:mm]	
				GE/SG Turbine Scenario	GE Turbine Scenario
3673	324,217.88	4,551,345.68	Non-Participating	0:00	0:00
3752	327,401.54	4,550,123.84	Non-Participating	0:00	0:00
3755	327,504.61	4,549,992.93	Non-Participating	0:00	0:00
3765	330,749.96	4,549,959.29	Participating	1:26	1:33
3825	347,143.19	4,549,691.41	Non-Participating	0:00	0:00
3830	347,634.62	4,549,678.72	Non-Participating	0:00	0:00
3955	326,818.59	4,549,341.57	Non-Participating	0:00	0:00
3975	333,896.33	4,548,881.57	Non-Participating	0:00	0:00
3986	346,940.09	4,548,253.32	Non-Participating	4:37	4:44
3987	346,810.72	4,548,269.83	Non-Participating	6:55	7:09
4030	326,840.14	4,548,933.14	Non-Participating	0:00	0:00
4038	321,227.49	4,548,885.77	Non-Participating	0:00	0:00
4041	318,460.39	4,548,729.61	Non-Participating	0:00	0:00
4043	317,349.02	4,549,044.61	Non-Participating	0:00	0:00
4044	317,348.38	4,549,007.04	Non-Participating	0:00	0:00
4045	317,340.71	4,548,930.42	Non-Participating	0:00	0:00
4046	317,333.91	4,548,873.91	Non-Participating	0:00	0:00
4047	317,329.02	4,548,835.88	Non-Participating	0:00	0:00
4048	317,327.64	4,548,786.15	Non-Participating	0:00	0:00
4049	317,325.79	4,548,740.14	Non-Participating	0:00	0:00
4050	317,267.98	4,548,795.12	Non-Participating	0:00	0:00
4051	317,269.48	4,548,820.50	Non-Participating	0:00	0:00
4052	317,276.19	4,548,841.56	Non-Participating	0:00	0:00
4053	317,265.80	4,548,883.55	Non-Participating	0:00	0:00
4054	317,263.06	4,548,970.40	Non-Participating	0:00	0:00
4055	317,264.17	4,549,004.25	Non-Participating	0:00	0:00
4056	317,265.07	4,549,056.64	Non-Participating	0:00	0:00
4057	317,266.59	4,549,102.19	Non-Participating	0:00	0:00
4058	317,019.20	4,548,948.13	Non-Participating	0:00	0:00
4063	316,430.25	4,548,587.24	Non-Participating	0:00	0:00
4068	317,230.33	4,548,636.98	Non-Participating	0:00	0:00
4069	317,359.73	4,548,620.99	Non-Participating	0:00	0:00
4070	317,203.75	4,548,384.44	Non-Participating	0:00	0:00
4071	317,251.79	4,548,346.04	Non-Participating	0:00	0:00
4072	317,372.67	4,548,358.25	Non-Participating	0:00	0:00
4073	317,334.61	4,548,330.32	Non-Participating	0:00	0:00
4074	317,433.51	4,548,325.97	Non-Participating	0:00	0:00
4075	317,506.12	4,548,362.30	Non-Participating	0:00	0:00
4076	317,535.28	4,548,364.98	Non-Participating	0:00	0:00
4077	317,668.48	4,548,354.75	Non-Participating	0:00	0:00
4078	317,564.99	4,548,307.83	Non-Participating	0:00	0:00
4079	317,450.43	4,548,293.92	Non-Participating	0:00	0:00
4080	317,381.93	4,548,281.34	Non-Participating	0:00	0:00
4081	317,575.40	4,548,266.42	Non-Participating	0:00	0:00
4082	317,617.75	4,548,328.62	Non-Participating	0:00	0:00
4083	317,725.46	4,548,282.31	Non-Participating	0:00	0:00
4084	317,681.84	4,548,423.32	Non-Participating	0:00	0:00
4085	317,720.43	4,548,421.07	Non-Participating	0:00	0:00
4089	317,752.67	4,548,418.40	Non-Participating	0:00	0:00
4091	317,791.36	4,548,420.91	Non-Participating	0:00	0:00
4092	317,876.54	4,548,418.91	Non-Participating	0:00	0:00
4093	317,913.01	4,548,416.17	Non-Participating	0:00	0:00

Receptor ID	UTM-E (m)	UTM-N (m)	Receptor Participation Status	Expected Shadow Flicker - hours per year [hh:mm]	
				GE/SG Turbine Scenario	GE Turbine Scenario
4094	317,950.59	4,548,416.58	Non-Participating	0:00	0:00
4095	317,761.04	4,548,351.04	Non-Participating	0:00	0:00
4096	317,797.61	4,548,353.58	Non-Participating	0:00	0:00
4097	317,826.65	4,548,349.91	Non-Participating	0:00	0:00
4098	317,865.83	4,548,350.29	Non-Participating	0:00	0:00
4099	317,891.24	4,548,350.91	Non-Participating	0:00	0:00
4100	317,924.56	4,548,349.28	Non-Participating	0:00	0:00
4101	317,948.90	4,548,348.86	Non-Participating	0:00	0:00
4102	317,942.95	4,548,280.16	Non-Participating	0:00	0:00
4103	318,001.82	4,548,348.48	Non-Participating	0:00	0:00
4104	318,063.13	4,548,343.19	Non-Participating	0:00	0:00
4105	318,000.29	4,548,413.08	Non-Participating	0:00	0:00
4108	318,301.32	4,548,343.86	Non-Participating	0:00	0:00
4109	318,333.99	4,548,335.36	Non-Participating	0:00	0:00
4110	318,345.73	4,548,402.90	Non-Participating	0:00	0:00
4111	318,393.52	4,548,442.30	Non-Participating	0:00	0:00
4112	318,422.47	4,548,402.11	Non-Participating	0:00	0:00
4113	318,454.68	4,548,397.85	Non-Participating	0:00	0:00
4114	318,493.91	4,548,401.41	Non-Participating	0:00	0:00
4115	318,516.59	4,548,396.79	Non-Participating	0:00	0:00
4116	318,452.89	4,548,601.65	Non-Participating	0:00	0:00
4119	318,527.67	4,548,333.61	Non-Participating	0:00	0:00
4120	318,566.75	4,548,605.52	Non-Participating	0:00	0:00
4121	318,615.38	4,548,324.69	Non-Participating	0:00	0:00
4122	318,645.52	4,548,323.11	Non-Participating	0:00	0:00
4123	318,672.26	4,548,327.42	Non-Participating	0:00	0:00
4124	318,771.93	4,548,317.76	Non-Participating	0:00	0:00
4125	318,913.41	4,548,388.90	Non-Participating	0:00	0:00
4126	318,908.69	4,548,299.00	Non-Participating	0:00	0:00
4127	318,948.03	4,548,309.44	Non-Participating	0:00	0:00
4128	318,979.85	4,548,312.60	Non-Participating	0:00	0:00
4129	319,055.43	4,548,306.53	Non-Participating	0:00	0:00
4130	319,166.44	4,548,329.50	Non-Participating	0:00	0:00
4149	322,796.42	4,548,187.65	Non-Participating	0:00	0:00
4281	342,042.98	4,547,410.90	Non-Participating	0:00	0:00
4311	341,518.59	4,547,784.56	Non-Participating	0:00	0:00
4312	341,505.80	4,547,718.10	Non-Participating	0:00	0:00
4313	341,517.98	4,547,749.11	Non-Participating	0:00	0:00
4314	341,478.02	4,547,764.09	Non-Participating	0:00	0:00
4315	341,321.23	4,547,817.59	Non-Participating	0:00	0:00
4316	340,955.08	4,547,791.61	Non-Participating	0:00	0:00
4379	320,595.88	4,548,136.59	Non-Participating	0:00	0:00
4380	320,770.71	4,547,962.10	Non-Participating	0:00	0:00
4388	319,945.71	4,548,154.66	Non-Participating	0:00	0:00
4396	317,739.03	4,548,240.79	Non-Participating	0:00	0:00
4397	317,717.20	4,548,202.53	Non-Participating	0:00	0:00
4398	317,760.62	4,548,203.37	Non-Participating	0:00	0:00
4399	317,782.40	4,548,207.76	Non-Participating	0:00	0:00
4400	317,816.08	4,548,196.60	Non-Participating	0:00	0:00
4401	317,849.97	4,548,197.60	Non-Participating	0:00	0:00
4402	317,798.96	4,548,155.61	Non-Participating	0:00	0:00
4403	317,906.59	4,548,165.93	Non-Participating	0:00	0:00

Receptor ID	UTM-E (m)	UTM-N (m)	Receptor Participation Status	Expected Shadow Flicker - hours per year [hh:mm]	
				GE/SG Turbine Scenario	GE Turbine Scenario
4404	317,943.72	4,548,170.58	Non-Participating	0:00	0:00
4405	317,972.42	4,548,177.50	Non-Participating	0:00	0:00
4406	317,938.37	4,548,228.90	Non-Participating	0:00	0:00
4407	318,053.94	4,548,270.84	Non-Participating	0:00	0:00
4408	318,060.89	4,548,120.93	Non-Participating	0:00	0:00
4409	317,986.31	4,548,062.41	Non-Participating	0:00	0:00
4410	317,963.40	4,548,053.27	Non-Participating	0:00	0:00
4411	317,944.67	4,548,041.42	Non-Participating	0:00	0:00
4412	317,902.40	4,548,015.16	Non-Participating	0:00	0:00
4413	317,870.01	4,548,008.83	Non-Participating	0:00	0:00
4414	317,832.19	4,547,994.66	Non-Participating	0:00	0:00
4415	317,798.84	4,547,994.71	Non-Participating	0:00	0:00
4416	317,737.67	4,548,007.93	Non-Participating	0:00	0:00
4417	317,709.95	4,548,026.93	Non-Participating	0:00	0:00
4418	318,125.73	4,548,105.53	Non-Participating	0:00	0:00
4419	318,141.41	4,548,063.44	Non-Participating	0:00	0:00
4420	318,255.26	4,547,912.75	Non-Participating	0:00	0:00
4421	317,696.64	4,548,053.10	Non-Participating	0:00	0:00
4422	317,678.36	4,548,067.70	Non-Participating	0:00	0:00
4423	317,646.27	4,548,109.54	Non-Participating	0:00	0:00
4424	317,610.32	4,548,081.58	Non-Participating	0:00	0:00
4425	317,556.92	4,548,238.63	Non-Participating	0:00	0:00
4426	317,535.55	4,547,950.01	Non-Participating	0:00	0:00
4427	317,480.49	4,547,918.67	Non-Participating	0:00	0:00
4428	317,361.38	4,548,163.14	Non-Participating	0:00	0:00
4438	316,425.95	4,548,091.37	Non-Participating	0:00	0:00
4440	316,037.00	4,547,603.18	Non-Participating	0:00	0:00
4441	315,967.18	4,547,605.97	Non-Participating	0:00	0:00
4442	315,965.64	4,547,516.54	Non-Participating	0:00	0:00
4443	315,960.99	4,547,430.88	Non-Participating	0:00	0:00
4444	316,033.57	4,547,465.62	Non-Participating	0:00	0:00
4445	316,123.22	4,547,538.71	Non-Participating	0:00	0:00
4453	317,396.00	4,547,437.42	Non-Participating	0:00	0:00
4525	341,288.40	4,547,262.99	Non-Participating	0:00	0:00
4526	341,295.75	4,547,290.39	Non-Participating	0:00	0:00
4527	341,256.80	4,547,302.70	Non-Participating	0:00	0:00
4528	341,241.39	4,547,268.56	Non-Participating	0:00	0:00
4529	341,198.34	4,547,165.58	Non-Participating	0:00	0:00
4530	341,183.60	4,547,231.45	Non-Participating	0:00	0:00
4531	341,166.76	4,547,083.03	Non-Participating	0:00	0:00
4532	341,783.72	4,547,137.51	Non-Participating	0:00	0:00
4533	342,305.75	4,547,180.40	Non-Participating	0:00	0:00
4534	342,172.37	4,547,179.52	Non-Participating	0:00	0:00
4535	341,958.43	4,547,264.70	Non-Participating	0:00	0:00
4536	342,109.95	4,547,150.95	Non-Participating	0:00	0:00
4537	342,485.09	4,547,084.17	Non-Participating	0:00	1:21
4580	341,114.61	4,546,974.38	Non-Participating	0:00	0:00
4611	330,516.68	4,546,798.37	Non-Participating	0:02	0:14
4612	330,412.54	4,546,805.45	Non-Participating	0:00	0:00
4640	316,032.64	4,547,103.61	Non-Participating	0:00	0:00
4641	316,024.30	4,547,049.76	Non-Participating	0:00	0:00
4642	316,010.91	4,547,163.79	Non-Participating	0:00	0:00

Receptor ID	UTM-E (m)	UTM-N (m)	Receptor Participation Status	Expected Shadow Flicker - hours per year [hh:mm]	
				GE/SG Turbine Scenario	GE Turbine Scenario
4643	316,131.58	4,547,132.60	Non-Participating	0:00	0:00
4644	316,038.22	4,547,243.77	Non-Participating	0:00	0:00
4646	316,159.55	4,546,973.86	Non-Participating	0:00	0:00
4647	316,184.75	4,546,869.69	Non-Participating	0:00	0:00
4648	316,189.14	4,546,816.69	Non-Participating	0:00	0:00
4649	316,202.45	4,546,759.82	Non-Participating	0:00	0:00
4650	316,134.92	4,546,772.63	Non-Participating	0:00	0:00
4651	316,125.62	4,546,816.72	Non-Participating	0:00	0:00
4652	316,109.90	4,546,856.69	Non-Participating	0:00	0:00
4653	316,005.34	4,546,932.06	Non-Participating	0:00	0:00
4654	316,019.76	4,546,816.42	Non-Participating	0:00	0:00
4655	316,021.35	4,546,755.00	Non-Participating	0:00	0:00
4656	316,078.61	4,546,760.90	Non-Participating	0:00	0:00
4657	316,016.42	4,546,714.86	Non-Participating	0:00	0:00
4658	316,043.53	4,546,721.27	Non-Participating	0:00	0:00
4659	316,087.42	4,546,718.93	Non-Participating	0:00	0:00
4660	316,001.44	4,546,643.66	Non-Participating	0:00	0:00
4661	316,117.19	4,546,664.96	Non-Participating	0:00	0:00
4662	316,194.53	4,546,668.92	Non-Participating	0:00	0:00
4663	316,210.86	4,546,695.11	Non-Participating	0:00	0:00
4664	316,280.12	4,546,659.51	Non-Participating	0:00	0:00
4665	316,376.45	4,546,690.67	Non-Participating	0:00	0:00
4671	316,609.42	4,546,695.66	Non-Participating	0:00	0:00
4717	330,412.18	4,546,322.78	Non-Participating	7:05	7:04
4722	330,614.17	4,546,436.60	Non-Participating	4:09	4:13
4734	331,665.19	4,546,522.99	Non-Participating	0:00	0:00
4774	341,013.26	4,546,312.46	Non-Participating	0:00	0:00
4775	340,998.42	4,546,280.44	Non-Participating	0:00	0:00
4776	340,988.05	4,546,262.09	Non-Participating	0:00	0:00
4777	341,063.30	4,546,268.21	Non-Participating	0:00	0:00
4778	341,147.67	4,546,188.43	Non-Participating	0:00	0:00
4779	340,943.05	4,546,230.58	Non-Participating	0:00	0:00
4780	340,913.08	4,546,242.21	Non-Participating	0:00	0:00
4781	340,876.30	4,546,195.74	Non-Participating	0:00	0:00
4782	340,912.90	4,546,170.24	Non-Participating	0:00	0:00
4783	340,856.64	4,546,129.93	Non-Participating	0:00	0:00
4784	340,762.42	4,546,128.90	Non-Participating	0:00	0:00
4814	342,417.56	4,545,773.37	Non-Participating	0:00	0:00
4852	331,177.90	4,546,254.57	Non-Participating	0:00	3:01
4853	331,164.72	4,546,165.35	Non-Participating	3:07	3:14
4854	331,098.45	4,546,005.07	Non-Participating	3:37	3:48
4855	330,845.15	4,546,140.68	Non-Participating	6:01	6:11
4856	330,800.24	4,546,144.63	Non-Participating	6:51	7:00
4857	330,910.25	4,546,263.94	Non-Participating	6:05	6:11
4871	330,704.74	4,545,977.44	Non-Participating	8:32	8:39
4878	330,506.15	4,546,216.90	Non-Participating	7:48	8:06
4888	316,000.39	4,546,213.37	Non-Participating	0:00	0:00
4889	316,058.76	4,546,375.92	Non-Participating	0:00	0:00
4890	315,935.54	4,546,536.83	Non-Participating	0:00	0:00
4891	316,076.86	4,545,797.09	Non-Participating	0:00	0:00
4933	330,653.87	4,545,604.66	Non-Participating	13:03	13:24
4942	333,813.76	4,545,804.89	Non-Participating	0:00	0:00

Receptor ID	UTM-E (m)	UTM-N (m)	Receptor Participation Status	Expected Shadow Flicker - hours per year [hh:mm]	
				GE/SG Turbine Scenario	GE Turbine Scenario
4971	345,191.94	4,545,291.70	Non-Participating	0:00	0:00
4973	345,557.62	4,545,629.41	Non-Participating	0:00	0:00
5002	347,587.38	4,544,071.41	Non-Participating	0:00	0:00
5004	344,068.36	4,543,873.12	Non-Participating	0:00	0:00
5009	344,161.73	4,543,701.63	Non-Participating	0:00	0:00
5014	344,507.11	4,543,834.88	Non-Participating	0:00	0:00
5028	344,390.80	4,543,696.63	Non-Participating	0:00	0:00
5043	345,077.95	4,543,679.00	Non-Participating	0:00	0:00
5044	345,413.18	4,543,661.60	Non-Participating	0:00	0:00
5049	345,685.48	4,543,770.17	Non-Participating	0:00	0:00
5053	345,763.26	4,543,430.66	Non-Participating	0:00	0:00
5057	346,137.73	4,542,925.17	Non-Participating	0:00	0:00
5063	331,289.59	4,545,384.24	Non-Participating	1:34	1:38
5064	331,360.50	4,545,260.23	Non-Participating	0:00	1:27
5074	316,728.47	4,545,328.68	Non-Participating	0:00	0:00
5075	316,498.59	4,545,318.87	Non-Participating	0:00	0:00
5078	315,953.15	4,545,426.17	Non-Participating	0:00	0:00
5083	315,934.16	4,545,645.09	Non-Participating	0:00	0:00
5084	315,998.97	4,545,289.88	Non-Participating	0:00	0:00
5087	316,116.09	4,545,175.13	Non-Participating	0:00	0:00
5088	316,233.95	4,545,165.17	Non-Participating	0:00	0:00
5089	316,303.65	4,545,094.10	Non-Participating	0:00	0:00
5090	316,380.83	4,545,027.14	Non-Participating	0:00	0:00
5091	316,523.64	4,545,082.91	Non-Participating	0:00	0:00
5092	316,555.76	4,545,104.06	Non-Participating	0:00	0:00
5093	316,638.65	4,545,092.05	Non-Participating	0:00	0:00
5094	316,380.87	4,545,059.96	Non-Participating	0:00	0:00
5096	316,732.54	4,545,072.97	Non-Participating	0:00	0:00
5100	317,219.47	4,545,133.93	Non-Participating	0:00	0:00
5101	317,340.68	4,545,133.96	Non-Participating	0:00	0:00
5159	332,272.06	4,544,778.82	Non-Participating	0:00	0:00
5198	317,553.80	4,544,785.21	Non-Participating	0:00	0:00
5200	317,106.75	4,544,426.63	Non-Participating	0:00	0:00
5203	317,072.49	4,544,773.90	Non-Participating	0:00	0:00
5212	316,139.47	4,544,533.76	Non-Participating	0:00	0:00
5214	316,263.60	4,544,272.81	Non-Participating	0:00	0:00
5217	316,733.94	4,544,344.06	Non-Participating	0:00	0:00
5218	316,767.32	4,544,222.81	Non-Participating	0:00	0:00
5219	316,650.90	4,544,224.28	Non-Participating	0:00	0:00
5220	317,094.69	4,544,362.20	Non-Participating	0:00	0:00
5221	317,140.27	4,544,334.96	Non-Participating	0:00	0:00
5223	317,193.11	4,544,329.81	Non-Participating	0:00	0:00
5224	317,241.23	4,544,327.40	Non-Participating	0:00	0:00
5225	317,303.65	4,544,325.27	Non-Participating	0:00	0:00
5238	322,414.19	4,543,915.12	Non-Participating	0:00	0:00
5239	322,414.24	4,543,948.97	Non-Participating	0:00	0:00
5254	332,222.40	4,544,096.88	Non-Participating	0:00	0:00
5263	331,491.43	4,543,292.29	Non-Participating	0:00	0:00
5287	322,793.88	4,543,865.17	Non-Participating	0:00	0:00
5291	322,657.26	4,543,645.76	Non-Participating	0:00	0:00
5295	322,518.81	4,543,843.44	Non-Participating	0:00	0:00
5296	322,617.90	4,543,572.86	Non-Participating	0:00	0:00

Receptor ID	UTM-E (m)	UTM-N (m)	Receptor Participation Status	Expected Shadow Flicker - hours per year [hh:mm]	
				GE/SG Turbine Scenario	GE Turbine Scenario
5297	322,570.56	4,543,552.89	Non-Participating	0:00	0:00
5298	322,509.47	4,543,762.09	Non-Participating	0:00	0:00
5303	322,418.88	4,543,880.46	Non-Participating	0:00	0:00
5304	322,428.93	4,543,833.86	Non-Participating	0:00	0:00
5313	317,713.51	4,543,628.04	Non-Participating	0:00	0:00
5318	316,181.32	4,543,479.18	Non-Participating	0:00	0:00
5319	316,392.41	4,543,535.36	Non-Participating	0:00	0:00
5320	316,233.34	4,543,303.09	Non-Participating	0:00	0:00
5321	316,397.67	4,543,256.33	Non-Participating	0:00	0:00
5326	317,554.48	4,543,398.42	Non-Participating	0:00	0:00
5328	317,499.23	4,543,263.34	Non-Participating	0:00	0:00
5393	332,554.38	4,543,167.24	Non-Participating	0:00	0:00
5405	322,352.49	4,542,973.53	Non-Participating	3:27	5:01
5428	317,613.90	4,542,790.31	Non-Participating	0:00	0:00
5431	317,619.45	4,543,082.38	Non-Participating	0:00	0:00
5435	317,132.72	4,542,725.45	Non-Participating	0:00	0:00
5438	316,460.18	4,542,797.43	Non-Participating	0:00	0:00
5442	315,951.18	4,542,745.75	Non-Participating	0:00	0:00
5443	316,726.71	4,542,291.09	Non-Participating	0:00	0:00
5445	317,296.79	4,542,632.21	Non-Participating	0:00	0:00
5446	317,248.39	4,542,649.45	Non-Participating	0:00	0:00
5447	317,419.42	4,542,653.39	Non-Participating	0:00	0:00
5448	317,458.29	4,542,605.62	Non-Participating	0:00	0:00
5449	317,433.81	4,542,505.47	Non-Participating	0:00	0:00
5452	317,872.30	4,542,704.36	Non-Participating	0:00	0:00
5456	318,789.21	4,542,684.90	Non-Participating	0:00	0:00
5458	318,931.53	4,542,620.00	Non-Participating	0:00	0:00
5459	318,976.25	4,542,665.81	Non-Participating	0:00	0:00
5462	319,796.13	4,542,451.65	Non-Participating	0:00	0:00
5465	320,148.06	4,542,480.54	Non-Participating	0:00	0:00
5504	317,453.46	4,541,892.75	Non-Participating	0:00	0:00
5505	317,455.33	4,541,971.06	Non-Participating	0:00	0:00
5506	316,592.34	4,542,171.66	Non-Participating	0:00	0:00
5508	317,447.56	4,541,796.00	Non-Participating	0:00	0:00
5510	317,449.41	4,541,626.59	Non-Participating	0:00	0:00
5514	317,751.16	4,541,814.60	Non-Participating	0:00	0:00
5516	317,857.59	4,541,786.31	Non-Participating	0:00	0:00
5517	317,839.68	4,541,606.66	Non-Participating	0:00	0:00
5518	317,762.80	4,541,444.43	Non-Participating	0:00	0:00
5521	318,396.35	4,541,413.97	Non-Participating	0:00	0:00
5584	323,792.02	4,540,164.84	Non-Participating	2:12	2:14
5622	327,092.48	4,539,145.44	Non-Participating	0:00	0:00

Seneca Wind
Updated Acoustic Assessment

Seneca County, Ohio

Updated January 2019

Prepared for

Seneca Wind LLC

Prepared by

160 Federal Street
Boston, MA 02110

13638759v1
13646335v1

TABLE OF CONTENTS

1.0 INTRODUCTION 1
1.1 Project Area 2
1.2 Acoustic Terminology 2
2.0 NOISE REGULATIONS AND GUIDELINES 5
3.0 EXISTING ACOUSTIC CONDITIONS 6
3.1 Field Methodology 6
3.2 Monitoring Duration and Locations 6
3.2.1 Monitoring Location 1 7
3.2.2 Monitoring Location 2 7
3.2.3 Monitoring Location 3 7
3.2.4 Monitoring Location 4 7
3.2.5 Monitoring Location 5 7
3.3 Baseline Sound Survey Results 8
4.0 ACOUSTIC MODELING METHODOLOGY 9
4.1 Acoustic Modeling Software and Calculation Methods 9
4.2 Acoustic Modeling Input Parameters 10
4.3 Critical Design Wind Speed 11
4.4 Acoustic Modeling Results and Compliance 13
5.0 CONSTRUCTION NOISE 14
6.0 CONCLUSIONS 16
7.0 REFERENCES 17

TABLES

Table 1. Sound Pressure Levels and Relative Loudness of Typical Noise Sources and Soundscapes 3
Table 2. Acoustic Terms and Definitions 4
Table 3. Measurement Equipment 6
Table 4. Baseline Sound Survey Results, L_{eq} (dBA) 8
Table 5. Broadband Sound Power Levels (dBA) Correlated with Wind Speed, GE 2.3-116 10
Table 6. Broadband Sound Power Levels (dBA) Correlated with Wind Speed, GE 2.8-127 10
Table 7. Broadband Sound Power Levels (dBA) Correlated with Wind Speed, SG 2.7-129 11
Table 8. Sound Power Level by Octave Band Center Frequency, GE 2.3-116 11
Table 9. Sound Power Level by Octave Band Center Frequency, GE 2.8-127 11

Table 10. Sound Power Level by Octave Band Center Frequency, SG 2.7-129 11
Table 11. Critical Design Operational Condition, GE 2.8-127 12
Table 12. Critical Design Operational Condition, SG 2.7-129 12
Table 13. Sound Power Level by Octave Band Center Frequency, GE 2.8-127 with Noise Reduction 13
Table 14. Sound Power Level by Octave Band Center Frequency, Siemens 2.7-129 with Noise Reduction 13
Table 15. Projected Construction Noise Levels by Phase (dBA) 15

LIST OF FIGURES

Figure 1. Project Site Layout
Figure 2. Photographs of ML-1
Figure 3. ML-1 Time History Plot
Figure 4. ML-1 Regression Analysis
Figure 5. Photographs of ML-2
Figure 6. ML-2 Time History Plot
Figure 7. ML-2 Regression Analysis
Figure 8. Photographs of ML-3
Figure 9. ML-3 Time History Plot
Figure 10. ML-3 Regression Analysis
Figure 11. Photographs of ML-4
Figure 12. ML-4 Time History Plot
Figure 13. ML-4 Regression Analysis
Figure 14. Photographs of ML-5
Figure 15. ML-5 Time History Plot
Figure 16. ML-5 Regression Analysis
Figure 17. Received Sound Levels: Wind Turbines at Critical Wind Speed – GE Scenario
Figure 18. Received Sound Levels: Wind Turbines at Critical Wind Speed – GE/SG Scenario

APPENDICES

Appendix A. Complaint Resolution Procedure
Appendix B. Tabulated Acoustic Modeling Results by Residence

ACRONYMS AND ABBREVIATIONS

µPa	micropascals
amsl	above mean sea level
ANSI	American National Standards Institute
CadnaA	Computer-Aided Noise Abatement Program
dB	decibel
dBA	A-weighted decibel
GE	General Electric
Hz	Hertz
IEC	International Electrotechnical Commission
ISO	International Organization for Standardization
kHz	kiloHertz
L_{eq}	equivalent sound level
L_{max}	maximum instantaneous sound level
L_p	sound pressure levels
L_W	sound power level
m	meter
ML	Monitoring Location
m/s	velocity in meters per second
mph	miles per hour
MW	megawatt
NIST	National Institute of Standards and Technology
OPSB	Ohio Power Siting Board
the Project	Seneca Wind
the Project Area	approximately 56,900 acres of Seneca County within which the Seneca Wind project is located
pW	picowatt
Seneca Wind	Seneca Wind LLC
SG	Siemens Gamesa
Tetra Tech	Tetra Tech, Inc.
USEPA	United States Environmental Protection Agency
USGS	United States Geological Survey
UTM	Universal Transverse Mercator
W	watt
WTG	wind turbine generator

1.0 INTRODUCTION

Seneca Wind LLC (Seneca Wind) is proposing to develop the Seneca Wind project (the Project) located in Seneca County, Ohio. The original analysis, prepared in July 2018, analyzed 94 potential turbine locations, 10 of which were General Electric (GE) GE 2.3-116 wind turbine models and the remaining turbines comprised of GE 2.5-127 wind turbine models; a total of only 85 turbines would be the maximum number to be constructed. In September 2018, an update was prepared to reflect that the GE 2.5-127 turbines could be subsituted with the Siemens Gamesa (SG) 2.7-129 model turbines.

This additional update reflects a decrease in hub height for the SG 2.7-129, which will now be at 109 meters (m), and a shift in the location of Turbine 59 by approximately 50 feet. In addition to the 10 GE 2.3-116 wind turbines, the remainder will be either GE 2.8-127 or SG 2.7-129 wind turbines. Because output from the turbines has increased, the total number of turbines that will ultimately be constructed will now be limited to 77.

The sound level evaluation included two separate scenarios incorporating different WTG models. Each scenario used the same turbine locations. The first WTG scenario evaluated potential locations assuming all GE WTGs including:

- One GE 2.3-MW WTG with a rotor diameter of 116 meters (m) (380 feet) and a hub height of 80 m (262 feet);
- One GE 2.3-MW WTG with a rotor diameter of 116 m (380 feet) and a hub height of 90 m (295 feet);
- Eight GE 2.3-MW WTG with a rotor diameter of 116 m (380 feet) and a hub height of 94 m (308 feet); and
- A total of 83 GE 2.8-MW WTGs with a rotor diameter of 127 m (417 feet) and a hub height of 114 m (440 feet).[1]

The second WTG scenario evaluated the same potential locations reflecting a combination of GE and Siemens WTGs including:

- One GE 2.3-MW WTG with a rotor diameter of 116 meters (m) (380 feet) and a hub height of 80 m (262 feet);
- One GE 2.3-MW WTG with a rotor diameter of 116 m (380 feet) and a hub height of 90 m (295 feet);
- Eight GE 2.3-MW WTG with a rotor diameter of 116 m (380 feet) and a hub height of 94 m (308 feet); and
- A total of 83 SG 2.7-MW WTGs with a rotor diameter of 129.69 m (425 feet) and a hub height of 109 m (358 feet).

As noted above, although a total of 93 potential locations for wind turbines are included in this analysis, a maximum of only 77 turbines will ultimately be built.

The Project's associated substation and 138-kilovolt electric generation tie, which will transmit the Project's power to the point of interconnection at the Melmore Substation, will be the subject of a separate filing with the Ohio Power Siting Board (OPSB) and is not reflected in this analysis.

[1] It is possible that some 2.8-MW WTGs may be installed on 112-m towers to address location-specific issues; if this should be the case, the Project will demonstrate its ability to comply with regulatory requirements.

To characterize the existing acoustic environment within the Project area, Tetra Tech, Inc. (Tetra Tech) completed a baseline sound survey. In addition, an acoustic modeling analysis was conducted to review operational sound levels resulting from the Project and compliance was assessed at nearby noise sensitive areas (i.e., occupied residences) relative to the OPSB noise requirements (see Section 2.0 of this report). The results of the baseline sound survey and modeling analysis are documented in this Acoustic Assessment report.

1.1 Project Area

The Project is located within an approximately 56,900-acre portion of Seneca County (the Project Area), in northwestern Ohio, with Huron County bordering the Project Area to the east and Crawford County bordering the Project Area to the south. The topography of Seneca County, and the Project Area, is characterized as level to gently sloping. The Project Area has moderate relief, with a high elevation of 307 m (1,007) feet above mean sea level (amsl) in the southern portion, and a low elevation of 227 m (745 feet) amsl in the western portion. The Project Area is predominantly comprised of farm land. Areas of wooded vegetation, local roadways, and residential development also occur throughout the Project Area. Residences are widely scattered throughout the Project Area, with 2,902 residences presumed to be occupied identified within a 1-mile radius. Patches of trees and shrubs exist throughout and are found primarily between agricultural fields, in drainages, and as shelter belts around homesteads. Figure 1 presents the location of the Project WTGs evaluated in this report, as well as the occupied residences (i.e., receptors) that were included in the modeling analysis. Ambient noise monitoring locations (MLs) and on-site meteorological stations used in the baseline sound survey are also identified on Figure 1.

1.2 Acoustic Terminology

Airborne sound is described as the rapid fluctuation or oscillation of air pressure above and below atmospheric pressure, creating a sound wave. Sound is characterized by properties of the sound waves (i.e., frequency, wavelength, period, amplitude, and velocity). Noise is defined as unwanted sound. A sound source is defined by a sound power level (L_W), which is independent of any external factors. The acoustic sound power is the rate at which acoustical energy is radiated outward and is expressed in units of watts (W). Sound energy travels in the form of a wave, a rapid fluctuation or oscillation of air pressure above and below atmospheric pressure. A sound pressure level (L_P) is a measure of this fluctuation and can be directly determined with a microphone or calculated from information about the source sound power level and the surrounding environment through predictive acoustic modeling. While the sound power of a source is strictly a function of the total amount of acoustic energy being radiated by the source, the sound pressure levels produced by a source are a function of the distance from the source and the effective radiating area or physical size of the source. In general, the magnitude of a source's sound power level is always considerably higher than the observed sound pressure level near a source due to the fact that the acoustic energy is being radiated in various directions.

Sound levels are presented on a logarithmic scale to account for the large pressure response range of the human ear, and are expressed in units of decibels (dB). A dB is defined as the ratio between a measured value and a reference value usually corresponding to the lower threshold of human hearing defined as 20 micropascals (µPa). Conversely, sound power is commonly referenced to 1 picowatt (pW), which is one trillionth of a watt. Broadband sound includes sound energy summed across the frequency spectrum. In addition to broadband sound pressure levels, analysis of the various frequency components of the sound spectrum is often completed to determine tonal characteristics. The unit of frequency is Hertz (Hz), which corresponds to the rate in cycles per second that sound pressure waves are generated. Typically, a sound frequency analysis examines 11 octave (or 33⅓ octave) bands ranging from 20 Hz (low) to 20,000 Hz (high). This range encompasses the entire human audible frequency range. Since the human ear does not perceive every frequency with equal loudness, spectrally varying sounds are often adjusted with a weighting filter. The A-weighted filter is applied to compensate for the frequency response

of the human auditory system. Sound exposure in acoustic assessments is commonly measured and calculated as A-weighted dB (dBA).

Sound can be measured, modeled, and presented in various formats, with the most common metric being the equivalent sound level (L_{eq}). The equivalent sound level has been shown to provide both an effective and uniform method for comparing time-varying sound levels and is widely used in acoustic assessments, including in OPSB review.

Estimates of noise sources and outdoor acoustic environments, and the comparison of relative loudness are presented in Table 1. Table 2 provides additional reference information on acoustic terminology.

Table 1. Sound Pressure Levels and Relative Loudness of Typical Noise Sources and Soundscapes

Noise Source or Activity	Sound Level (dBA)	Subjective Impression	Relative Loudness (perception of different sound levels)
Jet aircraft takeoff from carrier (50 feet)	140	Threshold of pain	64 times as loud
50-hp siren (100 feet)	130		32 times as loud
Loud rock concert near stage or jet takeoff (200 feet)	120	Uncomfortably loud	16 times as loud
Float plane takeoff (100 feet)	110		8 times as loud
Jet takeoff (2,000 feet)	100	Very loud	4 times as loud
Heavy truck or motorcycle (25 feet)	90		2 times as loud
Garbage disposal, food blender (2 feet), or Pneumatic drill (50 feet)	80	Loud	Reference loudness
Vacuum cleaner (10 feet)	70	Moderate	1/2 as loud
Passenger car at 65 miles per hour (mph) (25 feet)	65		
Large store air-conditioning unit (20 feet)	60		1/4 as loud
Light auto traffic (100 feet)	50	Quiet	1/8 as loud
Quiet rural residential area with no activity	45		
Bedroom or quiet living room or bird calls	40	Faint	1/16 as loud
Typical wilderness area	35		
Quiet library, soft whisper (15 feet)	30	Very quiet	1/32 as loud
Wilderness with no wind or animal activity	25	Extremely quiet	
High-quality recording studio	20		1/64 as loud
Acoustic test chamber	10	Just audible	
	0	Threshold of hearing	
Adapted from: Beranek 1988; United States Environmental Protection Agency (USEPA) 1971a.			

Table 2. Acoustic Terms and Definitions

Term	Definition
Noise	Typically defined as unwanted sound. This word adds the subjective response of humans to the physical phenomenon of sound. It is commonly used when negative effects on people are known to occur.
Sound Pressure Level (L_P)	Pressure fluctuations in a medium. Sound pressure is measured in decibels referenced to 20 µPa, the approximate threshold of human perception to sound at 1,000 Hz.
Sound Power Level (L_W)	The total acoustic power of a noise source measured in decibels referenced to picowatts (one trillionth of a watt). Noise specifications are provided by equipment manufacturers as sound power as it is independent of the environment in which it is located. A sound level meter does not directly measure sound power.
A-Weighted Decibel (dBA)	Environmental sound is typically composed of acoustic energy across all frequencies. To compensate for the auditory frequency response of the human ear, an A-weighting filter is commonly used for describing environmental sound levels. Sound levels that are A-weighted are presented as dBA in this report.
Propagation and Attenuation	Propagation is the decrease in amplitude of an acoustic signal due to geometric spreading losses with increased distance from the source. Additional sound attenuation factors include air absorption, terrain effects, sound interaction with the ground, diffraction of sound around objects and topographical features, foliage, and meteorological conditions including wind velocity, temperature, humidity, and atmospheric conditions.
Octave Bands	The audible range of humans spans from 20 to 20,000 Hz and is typically divided into center frequencies ranging from 31 to 8,000 Hz for noise modeling evaluations.
Broadband Sound	Noise which covers a wide range of frequencies within the audible spectrum, i.e., 200 to 2,000 Hz.
Masking	Interference in the perception of one sound by the presence of another sound. At elevated wind speeds, leaf rustle and noise made by the wind itself can mask wind turbine sound levels, which remain relatively constant.
Frequency (Hz)	The rate of oscillation of a sound, measured in units of Hz or kilohertz (kHz). One hundred Hz is a rate of one hundred times (or cycles) per second. The frequency of a sound is the property perceived as pitch: a low-frequency sound (such as a bass note) oscillates at a relatively slow rate, and a high-frequency sound (such as a treble note) oscillates at a relatively high rate. For comparative purposes, the lowest note on a full range piano is approximately 32 Hz and middle C is 261 Hz.

Note: Compiled by Tetra Tech from multiple technical and engineering resources.

2.0 NOISE REGULATIONS AND GUIDELINES

No noise rules or regulations exist at the state level in Ohio, other than those recently established by the OPSB. The OPSB has established requirements for addressing both construction and operational noise, as well as specific guidelines for acceptable sound level increases for wind energy facilities. There are no noise requirements at the county or local levels.

The OPSB requirements include:

- A description of the noise-sensitive areas within 1 mile of the Project Area (as required in 4906-4-08(A)(3)(c)); provided in Section 1.1 of this report;
- Results of a preconstruction background noise study of the Project Area that includes measurements taken under both day and nighttime conditions (as required in 4906-4-08(A)(3)(e)); provided in Section 3.0 of this report;
- Construction noise levels at the nearest property boundary (as required in 4906-4-08(A)(3)(a)); provided in Section 5.0 of this report;
- Operational noise levels at the nearest property boundary (as required in 4906-4-08(A)(3)(b)) and at noise-sensitive areas (as required in 4906-4-08(A)(3)(c)); provided in Section 4.4 of this report, with consideration for broadband, tonal and low-frequency noise; and
- Equipment and procedures to mitigate the effects of noise emissions, as applicable, as required in 4906-4-08(A)(3)(d); provided in Section 5.0 for construction impacts and Section 4.4 for operational impacts, respectively.

The OPSB provides additional guidance within Section 4906-4-09(F) that limits the hours of general construction activities, and establishes operational noise requirements for the effect of WTGs on non-participating landowners (in this context, a property for which the owner has not signed a waiver or otherwise agreed to be subject to a higher noise level). In addition to requiring implementation of a complaint resolution process, acceptable noise levels at non-participating properties within 1 mile are established as 5 dBA over the ambient nighttime L_{eq}, with higher daytime limits also established. For the purposes of this report, the nighttime ambient is used to assess the Project sound level. Seneca Wind's complaint resolution program is outlined in Appendix A.

3.0 EXISTING ACOUSTIC CONDITIONS

Tetra Tech conducted a baseline sound survey to characterize the existing acoustic environment near the Project. The baseline sound survey commenced on May 15, 2018 with data logged continuously over a 10-day period ending May 25, 2018.

This section summarizes the methodology used to conduct the sound survey, describes the measurement locations, and presents the measured ambient sound levels.

3.1 Field Methodology

Ambient sound level measurements were conducted using a Larson Davis Model 831 precision integrating sound-level analyzer that meets the requirements of American National Standards Institute (ANSI) Standards for Type 1 instruments. This instrument has an operating range of 5 to 140 dB and an overall frequency range of 8 to 20,000 Hz.

The Larson Davis 831 sound level analyzer is designed for service as a long-term environmental sound level data logger measuring the A-weighted sound level. Each analyzer used was enclosed in a weatherproof case and equipped with a self-contained microphone tripod. During the measurements, the microphone and windscreen were tripod-mounted at an approximate height of 1.52 to 1.82 m (5 to 6 feet) above grade. The sound level meter was calibrated at the beginning and end of the measurement period using a Larson Davis Model CAL200 acoustic calibrator following procedures that are traceable to the National Institute of Standards and Technology (NIST). Table 3 lists the measurement equipment employed during the survey. The analyzers were programmed to sample and store A-weighted and octave band sound level data, including equivalent (L_{eq}) sound levels.

Table 3. Measurement Equipment

Description	Manufacturer	Type
Signal Analyzer	Larson Davis	831
Preamplifier	Larson Davis	PRM902
Microphone	PCB	377B02
Environmental Protection Kit	Larson Davis	EPS2116
Calibrator	Larson Davis	CAL200

3.2 Monitoring Duration and Locations

The monitoring program extended over a 10-day period to collect data for a range of meteorological conditions. Monitoring locations were selected with the assistance of Seneca Wind to be representative of occupied residences located in proximity to proposed WTGs. Continuous measurements were made in 10-minute intervals at each location and then correlated with wind speed data collected by the on-site meteorological towers shown in Figure 1. Using the sound level measurement and wind speed data, a regression analysis was conducted for each monitoring location to calculate the best fit correlation coefficient trend. The 10-minute L_{eq} sound levels were divided into daytime (7:00 a.m. to 10:00 p.m.) and nighttime (10:00 p.m. to 7:00 a.m.) periods to show diurnal variation at each monitoring position.

A description of each of the five monitoring locations and resulting measurements (including time history and regression analysis plots) are provided below.

3.2.1 Monitoring Location 1

Monitoring Location 1 (ML-1) was situated on agricultural land at 16301-16791 Township Road 12 in Attica, Ohio (Universal Transverse Mercator [UTM] Zone 17T: 344191.2, 4547783.65). A Larson Davis 831, Serial No. 3556, was used to collect data at this location. The distance to the closest proposed WTG is approximately 350 m and represents the southeastern portion of the Project Area. Observations recorded during deployment indicated the location was relatively quiet, with roadway noise associated with Township Road 12, railway activities, and sporadic noise from animals onsite contributing to ambient sound levels. Figure 2 includes photographs of the monitoring location relative to one of the occupied residential structures and the viewpoint from the monitoring in the direction of the Project. Figure 3 provides the time history and Figure 4 provides the regression analyses of ambient sound levels during daytime and nighttime monitoring periods.

3.2.2 Monitoring Location 2

Monitoring Location 2 (ML-2) was situated at an occupied residence along 11119 Township Road 8 in Republic, Ohio (UTM Zone 17T: 335817, 4552881.53). A Larson Davis 831, Serial No. 3326, was used to collect data at this location. The distance to the closest proposed WTG is approximately 360 m. Observations recorded during deployment indicated the location was relatively quiet, with agricultural activities and sporadic roadway noise potentially contributing to ambient sound levels. Figure 5 includes photographs of the monitoring location relative to one of the occupied residential structures and the viewpoint to the west from the monitoring location. Figure 6 provides the time history and Figure 7 provides the regression analyses of ambient sound levels during daytime and nighttime monitoring periods.

3.2.3 Monitoring Location 3

Monitoring Location 3 (ML-3) was situated at an occupied residence along 402 N Main Street in Attica, Ohio (UTM Zone 17T: 341527.19, 4548276.61). A Larson Davis 831, Serial No. 3545, was used to collect data at this location. The distance to the closest proposed WTG is approximately 620 m. Observations recorded during deployment identified railway activities and sporadic roadway noise potentially contributing to ambient sound levels. Figure 8 includes photographs of the monitoring location relative to one of the occupied residential structures and the viewpoint from the monitoring in the direction of the Project. Figure 9 provides the time history and Figure 10 provides the regression analyses of ambient sound levels during daytime and nighttime monitoring periods.

3.2.4 Monitoring Location 4

Monitoring Location 4 (ML-4) was situated at an occupied residence along 7281-7497 E Country Road 12 in Bloomville, Ohio (UTM Zone 17T: 329509.08, 4546552.96). A Larson Davis 831, Serial No. 3331, was used to collect data at this location. The distance to the closest proposed WTG is approximately 550 m. Observations during deployment were that the location was relatively quiet, with agricultural activities and sporadic roadway noise potentially contributing to ambient sound levels. Figure 11 includes photographs of the monitoring location relative to one of the occupied residential structures and the viewpoint from the monitoring in the direction of the Project. Figure 12 provides the time history and Figure 13 provides the regression analyses of ambient sound levels during daytime and nighttime monitoring periods.

3.2.5 Monitoring Location 5

Monitoring Location 5 (ML-5) was situated at an occupied residence along 4400 E Country Road 12 in Bloomville, Ohio (UTM Zone 17T: 324716.52, 4543934.7). A Larson Davis 831, Serial No. 3219, was used to collect data at this location. The distance to the closest proposed WTG is approximately 282 m. Observations recorded during deployment indicated the location was relatively quiet, with agricultural activities and sporadic roadway noise potentially contributing to ambient sound levels. Figure 14 includes

photographs of the monitoring location relative to one of the occupied residential structures and the viewpoint from the monitoring in the direction of the Project. Figure 15 provides the time history and Figure 16 provides the regression analyses of ambient sound levels during daytime and nighttime monitoring periods.

3.3 Baseline Sound Survey Results

Table 4 provides the results of the regression analyses for each monitoring location and cumulatively for all locations, representing the ambient sound levels across the Project Area. Table 4 displays daytime and nighttime ambient sound levels for each monitoring location within the Project Area for wind speed conditions ranging from calm to maximum rotational wind speed. The results show a generally homogenous ambient acoustic environment throughout the Project Area with limited variation in measured sound levels.

Table 4. Baseline Sound Survey Results, L_{eq} (dBA)

Monitoring Location	Coordinates (UTM Zone 16N)		Time Period	Wind Speed, meters per second (m/s)								
	Easting (m)	Northing (m)		4	5	6	7	8	9	10	11	12
ML-1	344191.2	4547783.65	Day	47	47	48	49	50	52	54	57	60
			Night	43	42	42	43	45	49	53	59	65
ML-2	335817	4552881.53	Day	47	47	47	47	47	47	47	47	47
			Night	38	41	44	46	47	48	48	48	47
ML-3	341527.19	4548276.61	Day	50	50	50	51	51	52	53	53	54
			Night	47	47	47	47	48	50	52	55	58
ML-4	329509.08	4546552.96	Day	46	46	46	46	47	47	48	50	51
			Night	37	36	35	36	39	42	47	53	61
ML-5	324716.52	4543934.7	Day	43	44	44	45	45	46	46	47	47
			Night	36	35	35	36	39	42	47	52	59
Seneca Wind Project Area			Day	48	49	49	50	51	53	54	55	57
			Night	39	40	41	42	44	46	49	52	56

4.0 ACOUSTIC MODELING METHODOLOGY

Sound generated by an operating WTG is made up of both aerodynamic and mechanical sound, with the dominant sound component from modern utility scale WTGs being largely aerodynamic. Aerodynamic sound refers to the sound produced from air flow and the interaction with the WTG tower structure and moving rotor blades. Mechanical sound is generated at the gearbox, generator, and cooling fan, and is radiated from the surfaces of the nacelle and machinery enclosure and by openings in the nacelle casing. Due to the improved design of WTG mechanical components and the use of improved noise damping materials within the nacelle, including elastomeric elements supporting the generator and gearbox, mechanical noise emissions have been minimized in modern WTGs. Sound reduction elements designed as a part of the WTGs include impact noise insulation of the gearbox and generator, sound-reduced gearbox, sound-reduced nacelle, and rotor blades designed to minimize noise generation.

Wind energy facilities are somewhat unique in that the sound generated by each individual WTG will increase as the wind speed increases up to a certain point. WTG sound is negligible when the rotor is at rest, increases as the rotor tip speed increases, and is generally constant once rated power output and maximum rotational speed are achieved. The WTG maximum sound power level will be reached at approximately 10 m/s at the hub height according to the GE specifications for the proposed equipment. It is important to recognize that, as wind speeds increase, background ambient sound levels will generally increase as well, resulting in acoustic masking effects. The net result is that, during periods of elevated wind speeds when higher WTG sound emissions occur, the sound produced from a WTG operating at maximum rotational speed may be largely or fully masked due to wind-generated sound in foliage or vegetation. In practical terms, this means a nearby receptor would tend to hear leaves or vegetation rustling rather than WTG noise. This relationship is expected to further minimize the potential for adverse noise effects of the Project, but is not taken into account in the modeling results.

4.1 Acoustic Modeling Software and Calculation Methods

The operational acoustic assessment was performed using the Project shown in Figure 1, consisting of 93 potential WTG locations with two scenarios evaluating different turbine types; WTGs will only be constructed in 77 of the studied locations. The acoustic modeling analysis was conducted using the most recent version of DataKustic GmbH's computer-aided noise abatement program or CadnaA (v 2017 MR1). CadnaA is a comprehensive 3-dimensional acoustic software model that conforms to the International Organization for Standardization (ISO) standard ISO 9613-2 "Attenuation of Sound during Propagation Outdoors." The engineering methods specified in this standard consist of full (1/1) octave band algorithms that incorporate: geometric spreading due to wave divergence; reflection from surfaces; atmospheric absorption; screening by topography and obstacles; ground effects; source directivity; heights of both sources and receptors; seasonal foliage effects; and meteorological conditions.

Topographical information was imported into the acoustic model using the official United States Geological Survey (USGS) digital elevation dataset to accurately represent terrain in three dimensions. Terrain conditions, vegetation type, ground cover, and the density and height of foliage can also influence the absorption that takes place when sound waves travel over land. The ISO 9613-2 standard accounts for ground absorption rates by assigning a numerical coefficient of G=0 for acoustically hard, reflective surfaces and G=1 for absorptive surfaces and soft ground. If the ground is hard-packed dirt, typically found in industrial complexes, pavement, bare rock or for sound traveling over water, the absorption coefficient is defined as G=0 to account for reduced sound attenuation and higher reflectivity. In contrast, ground covered in vegetation, including suburban lawns, livestock and agricultural fields (both fallow with bare soil and planted with crops), will be acoustically absorptive and aid in sound attenuation (i.e., G=1.0). A mixed (semi-reflective) ground factor of G=0.5 was used in the Project acoustic modeling analysis. In addition to geometrical divergence, attenuation factors include topographical features, terrain coverage, and/or other natural or anthropogenic obstacles that can affect sound attenuation and result in acoustical

screening. To be conservative, sound attenuation through foliage and diffraction around and over existing anthropogenic structures, such as buildings, was ignored in this analysis.

Sound attenuation by the atmosphere is not strongly dependent on temperature and humidity; a temperature of 10° Celsius (50° Fahrenheit) and 70 percent relative humidity parameters were selected as representative of a median. Atmospheric absorption depends on temperature and humidity, and is most important at higher frequencies. Over short distances, the effects of atmospheric absorption are minimal. The ISO 9613-2 standard calculates attenuation for meteorological conditions favorable to propagation, i.e., downwind sound propagation, or what might occur typically during a moderate atmospheric ground level inversion. Though a physical impracticality, the ISO 9613-2 standard simulates omnidirectional downwind propagation. For receivers located between discrete WTG locations or WTG groupings, the acoustic model may, therefore, result in over-prediction. In addition, the acoustic modeling algorithms essentially assume laminar atmospheric conditions, in which neighboring layers of air do not mix. This assumption is also conservative assumption, as air movement naturally incorporates turbulent eddies and micrometeorological inhomogeneities when winds change speed or direction, which would interfere with the sound wave propagation path and increase attenuation effects to reduce experienced sound levels.

4.2 Acoustic Modeling Input Parameters

Wind turbine manufacturers report WTG sound power data at integer wind speeds referenced to the effective hub height, ranging from cut-in to full-rated power per International Electrotechnical Commission (IEC) standard IEC 61400-11:2006 Wind Turbine Generator Systems – Part 11: Acoustic Noise Measurement Techniques. This IEC standard was developed to ensure consistent and comparable sound emission data of utility-scale WTGs between manufacturers. Tables 5 and 6, respectively, present a summary of sound power data correlated to winds at the hub heights of 80 m, 90 m, and 94 m for the GE 2.3-116 as well as at the hub height of 114 m for the GE 2.8-127 WTGs. Table 7 present a summary of sound power data correlated to winds at the hub height of 109 m for the SG 2.7-129 WTGs.

The specification for the WTGs includes an expected warranty confidence interval, or k-factor, of 2 dB, which was added to the nominal sound power level in the acoustic model. This confidence interval applies a margin to reflect the applied probability level and standard deviation for test measurement reproducibility, as well as product variability.

Table 5. Broadband Sound Power Levels (dBA) Correlated with Wind Speed, GE 2.3-116

	WTG L_{max}* Sound Power Level (L_W) at Reference Wind Speed (m/s)									
Wind Speed	4.0	5.0	6.0	7.0	8.0	9.0	10.0	11.0	12.0	13.0
GE 2.3-116	95.0	95.8	98.2	101.6	104.5	105.8	107.5	107.5	107.5	107.5

*Lmax = maximum instantaneous sound level.

Table 6. Broadband Sound Power Levels (dBA) Correlated with Wind Speed, GE 2.8-127

	WTG L_{max} Sound Power Level (L_W) at Reference Wind Speed (m/s)									
Wind Speed	4.0	5.0	6.0	7.0	8.0	9.0	10.0	11.0	12.0	13.0
GE 2.8-127	96.7	96.9	100.4	103.9	106.8	109.2	110.0	110.0	110.0	110.0

Table 7. Broadband Sound Power Levels (dBA) Correlated with Wind Speed, SG 2.7-129

	WTG L_{max} Sound Power Level (L_W) at Reference Wind Speed (m/s)									
Wind Speed	4.0	5.0	6.0	7.0	8.0	9.0	10.0	11.0	12.0	13.0
SG 2.7-129	95.6	98.5	101.5	104.4	106.8	108.5	108.5	110.5*	110.5*	110.5*

* Reflects 2 dBA increase in noise level from power boost, which is only available under certain wind, temperature, and turbulence conditions.

Wind turbines can be somewhat directional, radiating more sound in some directions than others. The IEC test measurement protocol requires that sound measurements are made for the maximum downwind directional location when reporting apparent sound power levels. Thus, it is assumed that WTG directivity and sound-generating efficiencies are inherently incorporated in the sound source data and used in acoustic model development. A summary of sound power data by octave band center frequency for WTGs operating at maximum rotation are presented in Tables 8 9, and 10 (1/1 octave band frequency data provided with stated intended use limited for informational purposes only).

Table 8. Sound Power Level by Octave Band Center Frequency, GE 2.3-116

	Octave Band Sound Power Level (dBA)									Broadband
Frequency (Hz)	32	63	125	250	500	1000	2000	4000	8000	**(dBA)**
GE 2.3-116	79.0	88.9	95.0	99.6	102.9	102.3	97.8	89.0	68.1	107.5

Table 9. Sound Power Level by Octave Band Center Frequency, GE 2.8-127

	Octave Band Sound Power Level (dBA)									Broadband
Frequency (Hz)	32	63	125	250	500	1000	2000	4000	8000	**(dBA)**
GE 2.8-127	82.8	92.6	98.0	100.6	104.2	105.5	102.1	94.1	76.0	110.0

Table 10. Sound Power Level by Octave Band Center Frequency, SG 2.7-129

	Octave Band Sound Power Level (dBA)									Broadband
Frequency (Hz)	32	63	125	250	500	1000	2000	4000	8000	**(dBA)**
SG 2.7-129	74.3	86.6	93.5	98.5	101.5	103.4	102.5	98.1	89	108.5

4.3 Critical Design Wind Speed

The critical design wind speed is defined as the operational condition when the greatest differential occurs between the pre-construction background sound level and the wind turbine sound power level at the corresponding given wind speed. Although not initially intuitive, the operational noise condition that results in the greatest incremental increase relative to baseline does not always occur at full-rated power, when the wind turbine is at its maximum noise emission level. Table 11 identifies the critical design wind speed for the GE 2.8-127-60 Hz (which is not only the primary turbine type used for the GE WTG model scenario, but as reflected in Tables 8 and 9, has the higher noise emission level of the GE units) assuming a wind speed at the maximum hub height for the Project (114 m); critical design wind speed is identified by comparing the net differential between the WTG sound power level and the background

nighttime L_{eq} sound level measured during the 2018 survey and at the average hub height. Table 11 shows that, for the GE 2.8-127-60 Hz, the critical design wind speed occurs at the reference wind speed range of 9 m/s (20.1 mph).

Acoustic modeling was completed for GE WTG model scenario at the critical design wind speed, where the sound power octave band data was scaled accordingly. The results from modeling this scenario were then used to evaluate the Project's sound level and compare it to nighttime ambient conditions; at 9 m/s, nighttime ambient was measured to be 46 dBA.

Table 11. Critical Design Operational Condition, GE 2.8-127

Wind Speed	4 m/s	5 m/s	6 m/s	7 m/s	8 m/s	9 m/s	10 m/s	11 m/s	12 m/s
GE 2.8 L_{max} Sound Power Level at Reference Wind Speed	96.7	96.9	100.4	103.9	106.8	**109.2**	110.0	110.0	110.0
Background Nighttime L_{eq}	39.0	40.0	41.0	42.0	44.0	**46.0**	49.0	52.0	56.0
Net Differential	57.7	56.9	59.4	61.9	62.8	**63.2**	61.0	58.0	54.0

Bold type indicates critical design wind speeds.

Table 12 identifies the critical design wind speed for the SG 2.7-129 assuming a wind speed at the maximum hub height for the Project (114 m); critical design wind speed is identified by comparing the net differential between the WTG sound power level and the background nighttime L_{eq} sound level measured during the 2018 survey and at the average hub height. Table 12 shows that, for the SG 2.7-129, the critical design wind speed occurs at the reference wind speed range of 8 m/s (17.9 mph).

Acoustic modeling was completed for GE and Siemens WTG model scenario at the critical design wind speed, where the sound power octave band data was scaled accordingly. The results from modeling this scenario were then used to evaluate the Project's sound level and compare it to nighttime ambient conditions; at 8 m/s, nighttime ambient was measured to be 44 dBA.

Table 12. Critical Design Operational Condition, SG 2.7-129

Wind Speed	4 m/s	5 m/s	6 m/s	7 m/s	8 m/s	9 m/s	10 m/s	11 m/s	12 m/s
SG 2.7 L_{max} Sound Power Level at Reference Wind Speed	95.6	98.5	101.5	104.4	**106.8**	108.5	108.5	110.5	110.5
Background Nighttime L_{eq}	39.0	40.0	41.0	42.0	**44.0**	46.0	49.0	52.0	56.0
Net Differential	56.6	58.5	60.5	62.4	**62.8**	62.5	59.5	58.5	54.5

Bold type indicates critical design wind speeds.

4.4 Acoustic Modeling Results and Compliance

Acoustic modeling was completed for WTG critical design wind speed of 9 m/s for the GE WTG model scenario and 8 m/s for the GE and Siemens WTG model scenario. When calculating received sound levels, it was assumed that all WTGs were operating continuously and concurrently at the given operating condition. When compared to the measured nighttime ambient sound level, the acoustic modeling results for both the scenarios indicate that initial modeling results exceed an increase of 5 dBA over ambient for certain non-participating landowners.

For the GE WTG model scenario, Seneca Wind has incorporated additional noise reduction features at 12 turbine locations (that contributed to those levels) to reduce sound levels at non-participating residences. The noise emission level for the GE 2.8 in noise-reduced mode is summarized in Table 13. With the incorporation of the additional noise reduction, the noise impacts at all non-participating residences will be 51 dBA or below and will, therefore, comply with the OPSB noise criterion.

Table 13. Sound Power Level by Octave Band Center Frequency, GE 2.8-127 with Noise Reduction

	Octave Band Sound Power Level (dBA)									Broadband
Frequency (Hz)	32	63	125	250	500	1000	2000	4000	8000	**(dBA)**
GE 2.8 -127 with Noise Reduction	82.8	92.6	97.2	98.2	100.4	103.8	102.7	95.0	76.9	108.5

For the combined GE and Siemens WTG model scenario, Seneca Wind has incorporated additional noise reduction features at two turbine locations to reduce sound levels at non-participating residences. The noise emission level for the SG 2.7-129 in noise-reduced mode is summarized in Table 14. With the incorporation of the additional noise reduction, the noise impacts at all non-participating residences will be 49 dBA or below and will, therefore, comply with the OPSB noise criterion.

Table 14. Sound Power Level by Octave Band Center Frequency, Siemens 2.7-129 with Noise Reduction

	Octave Band Sound Power Level (dBA)									Broadband
Frequency (Hz)	32	63	125	250	500	1000	2000	4000	8000	**(dBA)**
SG 2.7 -129 with Noise Reduction	70.9	84.1	91	96	99	100.9	100.0	95.6	86.5	106.0

The revised acoustic modeling results by residence, incorporating the identified WTGs operating in noise reduced mode, are included in the results presented in Appendix B.

A sound contour plot displaying Project operational sound levels in color-coded isopleths is provided in Figure 17 for the GE WTG model scenario and Figure 18 for the combined GE and SG WTG scenario. Figures 17 and 18 show broadband (dBA) operational sound levels at wind speeds corresponding to wind turbine operation at the critical design wind speed. The detailed modeling results with the incorporation of the noise-reduced turbines are presented in Appendix B; Table B-1 includes the residence identifier, UTM coordinates, residence status (participant or non-participant), and the received sound levels for both scenarios at each residence. The **bold** sound levels in Table B-1 indicate exceedances greater than 5 dBA over the ambient sound level. The tabulated results and contour plot are independent of the existing acoustic environment and are representative of expected Project sound levels only.

5.0 CONSTRUCTION NOISE

Acoustic emission levels for activities associated with Project construction were based upon typical ranges of energy equivalent noise levels at construction sites, as documented by the USEPA (USEPA 1971b) and the USEPA's "Construction Noise Control Technology Initiatives" (USEPA 1980). The USEPA methodology distinguishes between type of construction and construction phase.

Using those energy equivalent noise levels (L_{eq}) as input to a basic propagation model, construction noise levels were calculated at the nearest non-participating residential structure and at the furthest non-participating residential structure.

The basic model assumed spherical wave divergence from a point source located at the acoustic center of a turbine location. Furthermore, the model conservatively assumed that all pieces of construction equipment associated with an activity would operate simultaneously for the duration of that activity. An additional level of conservatism was built into the construction noise model by excluding potential shielding effects due to intervening structures and buildings along the propagation path from the site to receiver locations.

Construction activities associated with the Project also have the potential for localized noise on a temporary basis as construction activities progress through certain locations within the Project Area. Construction activities the Project can be generally divided into four phases:

1. *Site Clearing*: The initial site mobilization phase includes the establishment of temporary site offices, workshops, stores, and other on-site facilities. Installation of erosion and sedimentation control measures will be completed as well as the preparation of initial haulage routes.
2. *Excavation*: This phase would begin with the excavation and formation of access roads and preparation of laydown areas. Excavation for the concrete turbine foundations would also be completed, which incorporates necessary rock drilling.
3. *Foundation Work*: Construction of the reinforced concrete turbine foundations would take place in addition to installation of the internal transmission network.
4. *Wind Turbine Installation*: Delivery of the turbine components would occur, followed by their installation and commissioning.

Note that these activities would occur sequentially for discrete groupings of WTGs, with the potential for overlap. In addition to the WTGs, construction activities will also occur for supporting infrastructure. The electrical collector lines are likely to be completed while each respective WTG is being constructed; other Project-related elements, such as the operations and maintenance building, would occur independently and then be complete.

The construction of the Project is likely to cause short-term but unavoidable noise impacts. Based on sound propagation calculations, construction sound levels are predicted to range from 55 dBA to 62 dBA at the nearest non-participating residential structure (approximately 1,260 feet from the turbine). Table 15 summarizes the predicted Project construction noise levels at varying distances; sound decreases with distance. Periodically, sound levels may be higher or lower than those presented in Table 15 depending on several factors, such as the type, number, and age of construction equipment in use, the specific equipment manufacturer and model, the operations being performed, and the overall condition of the equipment and its exhaust system mufflers.

Table 15. Projected Construction Noise Levels by Phase (dBA)

Construction Phase	Construction Noise Level at 50 Feet	Construction Noise Level at 1,260 Feet (nearest non-participating residential structure)	Construction Noise Level at 1,500 Feet
Phase 1: Site Clearing	86	58	56
Phase 2: Excavation	90	62	61
Phase 3: Foundation Work	85	57	55
Phase 4: Wind Turbine Installation	83	55	54

All reasonable efforts will be made to minimize the temporary impact of noise resulting from construction activities. As the design of the Project progresses and construction scheduling is finalized, community notifications with information regarding the construction schedule and duration will be provided. To the extent practicable, louder construction activities (rock drilling and horizontal directional drilling) will be scheduled during daytime hours, between 10:00 a.m. and 5:00 p.m, and general construction activities will be limited to the greatest extent practicable to between the hours of 7:00 a.m. and 7:00 p.m., consistent with OPSB Section 4906-4-09(F)(1). Where necessary for such activities requiring continuous activity (such as foundation pours) or for activities where daytime activities might be more disruptive (such as flying rotors), care will be taken to minimize noise to the greatest extent practicable. Internal combustion engines will be equipped with appropriately-sized muffler systems to minimize noise emissions. Blasting is not expected to be required based on preliminary geological studies conducted for the Project; appropriate notifications will be made should it be required.

In addition to construction equipment, the increased levels of traffic on local roads, associated with workers and deliveries, can also result in temporary increases in sound levels. However, travel will occur largely along existing roads that currently experience truck traffic or on accessways across private property. At the early stage of construction, equipment and materials will be delivered, and set-up will occur at laydown yards. Site preparation efforts (e.g., creation of access roads, preparation of foundation platforms) will require that equipment such as hydraulic excavators and associated spreading and compacting equipment be delivered and used at each location, moving on to the next location once each task is completed. Equipment for lifting the towers and vehicles delivering turbine components is larger and will move more slowly on the local roadways. Deliveries will occur for each WTG and will be timed, to the extent practicable, to allow for immediate assembly. The local community will be notified of the timing of large equipment deliveries. For the cranes and assembly equipment, once they are local, they will move from location to location until all WTGs are installed. It is not expected that traffic noise will make a significant contribution to community sound, particularly due to its transient nature.

6.0 CONCLUSIONS

Project operational sound has been calculated for both scenarios, and has been determined to meet OPSB standards, even with the conservative assumptions and maximum impact case reflected in the modeling. For most locations, standard mitigation design can achieve this goal. However, for 12 WTGs for the GE WTG model scenario and 2 WTG for the combined GE and Siemen WTG model scenario, where they have the potential to affect non-participating landowners at slightly higher levels, additional mitigation has been incorporated to achieve the OPSB standard.

7.0 REFERENCES

ANSI S1.4-1983 American National Standard Specification for Sound Level Meters, (R2006), 1819 L Street, N.W., Sixth Floor, Washington D.C. 20036.

Beranek, L. 1988. Noise and Vibration Control, Chapter 7 - Sound Propagation Outdoors. Institute of Noise Control Engineering, Washington, DC.

Bolt, Beranek and Newman, Inc.1977. Power Plant Construction Noise Guide, prepared for the Empire State Electric Energy Research Corporation, Report No. 3321.

DataKustik GmbH. 2017. Computer-Aided Noise Abatement Model CadnaA, Version MR 1 Munich, Germany.

Federal Highway Administration. 2006. FHWA Roadway Construction Noise Model User's Guide, FHWA-HEP-05-054, January.

ISO. 1989. Standard ISO 9613-2 Acoustics – Attenuation of Sound during Propagation Outdoors. Part 2 General Method of Calculation. Geneva, Switzerland.

NIST 2012. Calibration Uncertainty for the NIST PM/AM Noise Standards. National Institute of Standards and Technology Special Publication 250-90. July 2012.

USEPA. 1971a. Community Noise. NTID300.3 (N-96-01 IIA-231). Prepared by Wylie Laboratories.

USEPA. 1971b. Technical Document NTID300.1, Noise from Construction Equipment and Operations, US Building Equipment, and Home Appliances. Prepared by Bolt Beranek and Newman for USEPA Office of Noise Abatement and Control, Washington, DC. December 1971.

USEPA 1980. *Construction Noise Control Technology Initiatives*. Technical Report No. 1789. Prepared by ORI, Inc. Prepared for USEPA, Office of Noise Abatement and Control. September 1980. Available at: http://www.nonoise.org/epa/Roll5/roll5doc22.pdf.

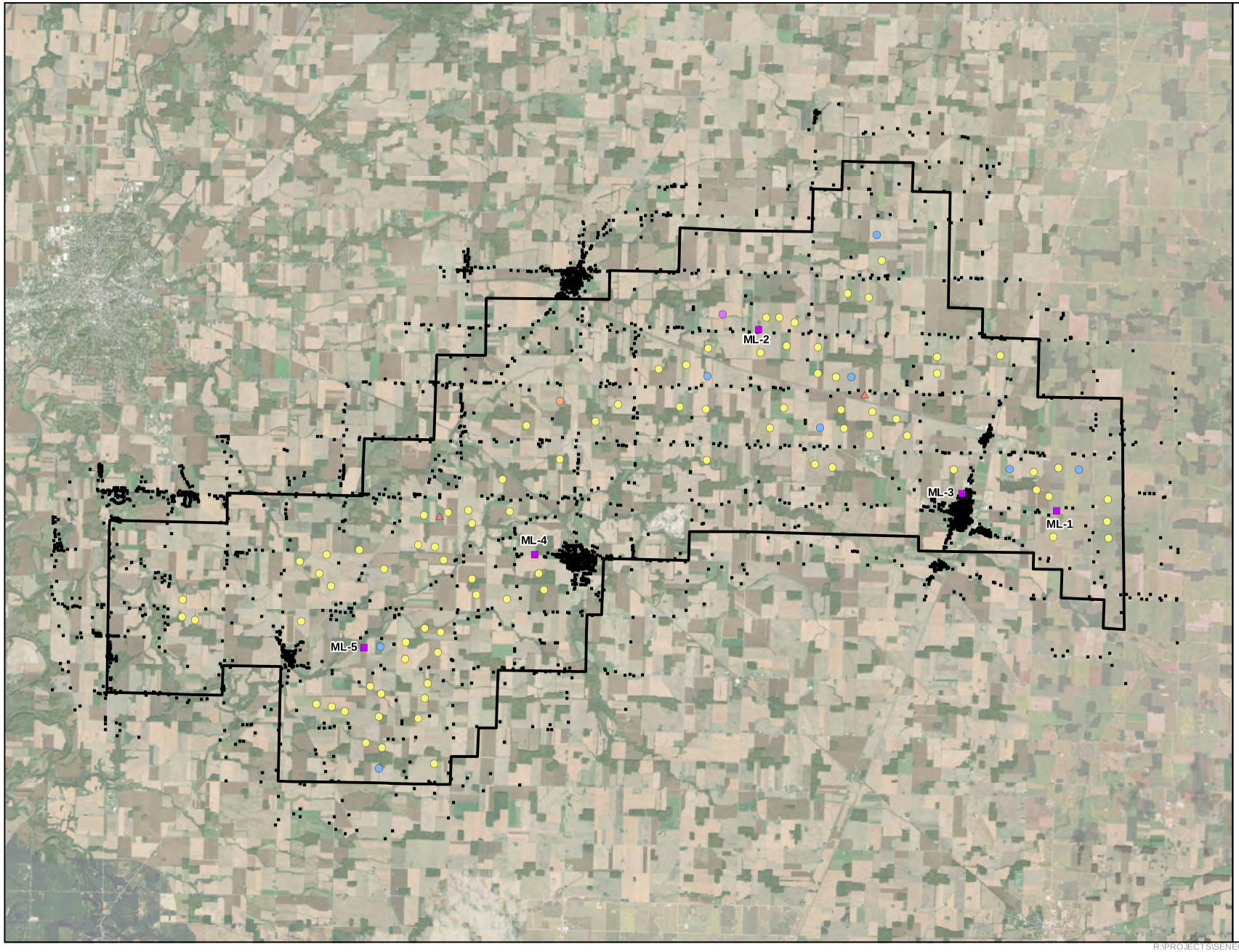

Figure 1
Project Site Layout

Seneca Wind
Seneca County, Ohio

Project Area

Proposed Turbines (Hub Height)

- GE 2.3-116 (80 m)
- GE 2.3-116 (90 m)
- GE 2.3-116 (94 m)
- GE 2.8-127 (114 m) or SG 2.7-129 (109 m)
- Existing Met Tower
- Noise Sensitive Area
- Baseline Sound Monitoring Location

N

0 1 2
Miles
1:100,000

Source: NAIP (2017)

R:\PROJECTS\SENECA_6353\NOISE\MAPS\Figure_1_Project_Layout.mxd

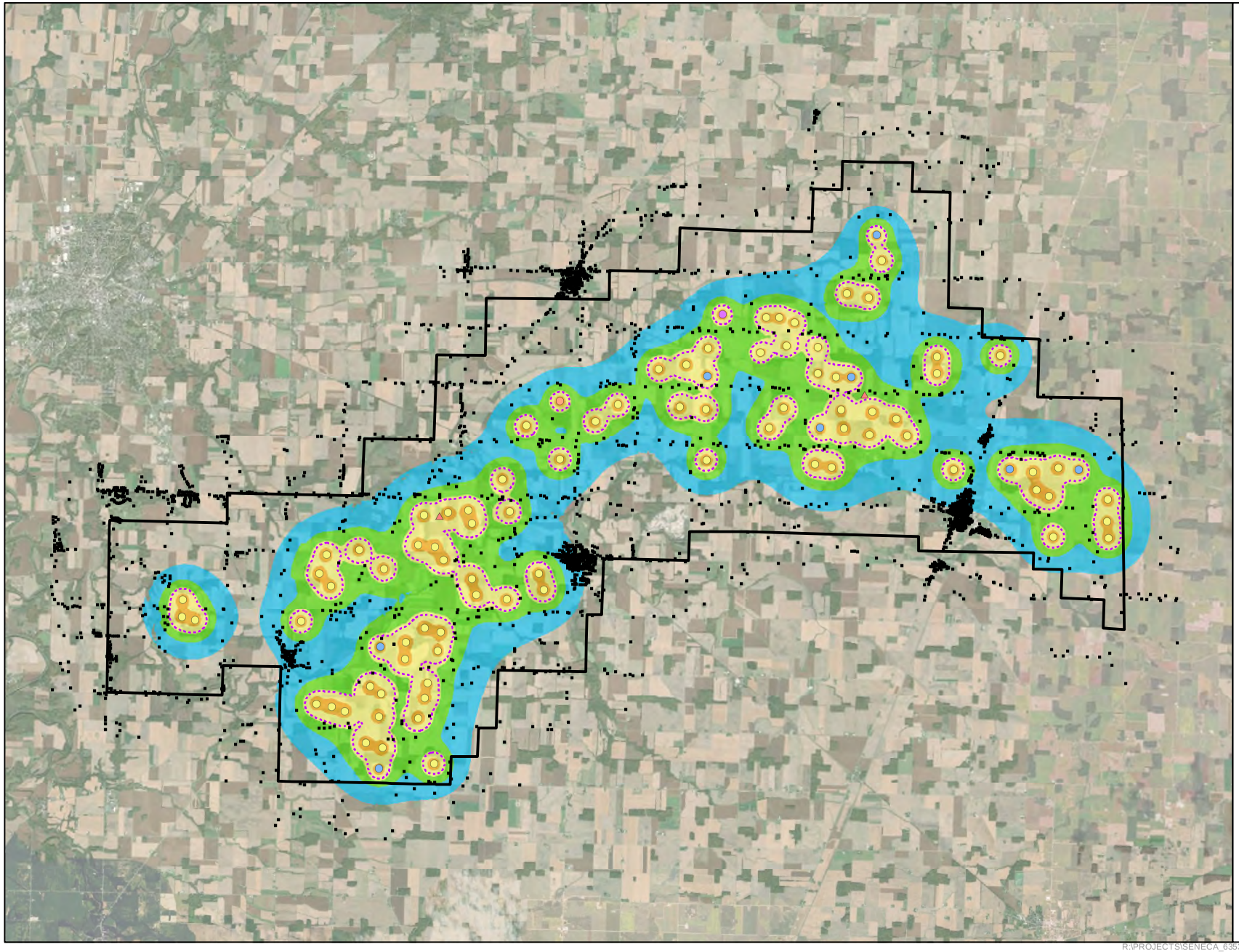

Figure 17
Received Sound Levels: Wind Turbines at Critical Wind Speed – GE Scenario

Seneca Wind
Seneca County, Ohio

Project Area

Proposed Turbines (Hub Height)

- GE 2.3-116 (80 m)
- GE 2.3-116 (90 m)
- GE 2.3-116 (94 m)
- GE 2.8-127 (114 m)
- Noise Sensitive Area
- Existing Met Tower
- Sound Level Exceeding 51 dBA OPSB Noise Criterion

Sound Level Contour Range (dBA):

- 40 - 45
- 45 - 50
- 50 - 55
- 55 - 60
- > 60

N

0 1 2
Miles
1:100,000

Source: NAIP (2017)

R:\PROJECTS\SENECA_6353\NOISE\MAPS\Figure_17_Noise_Scenario1_Max_all_GE.mxd

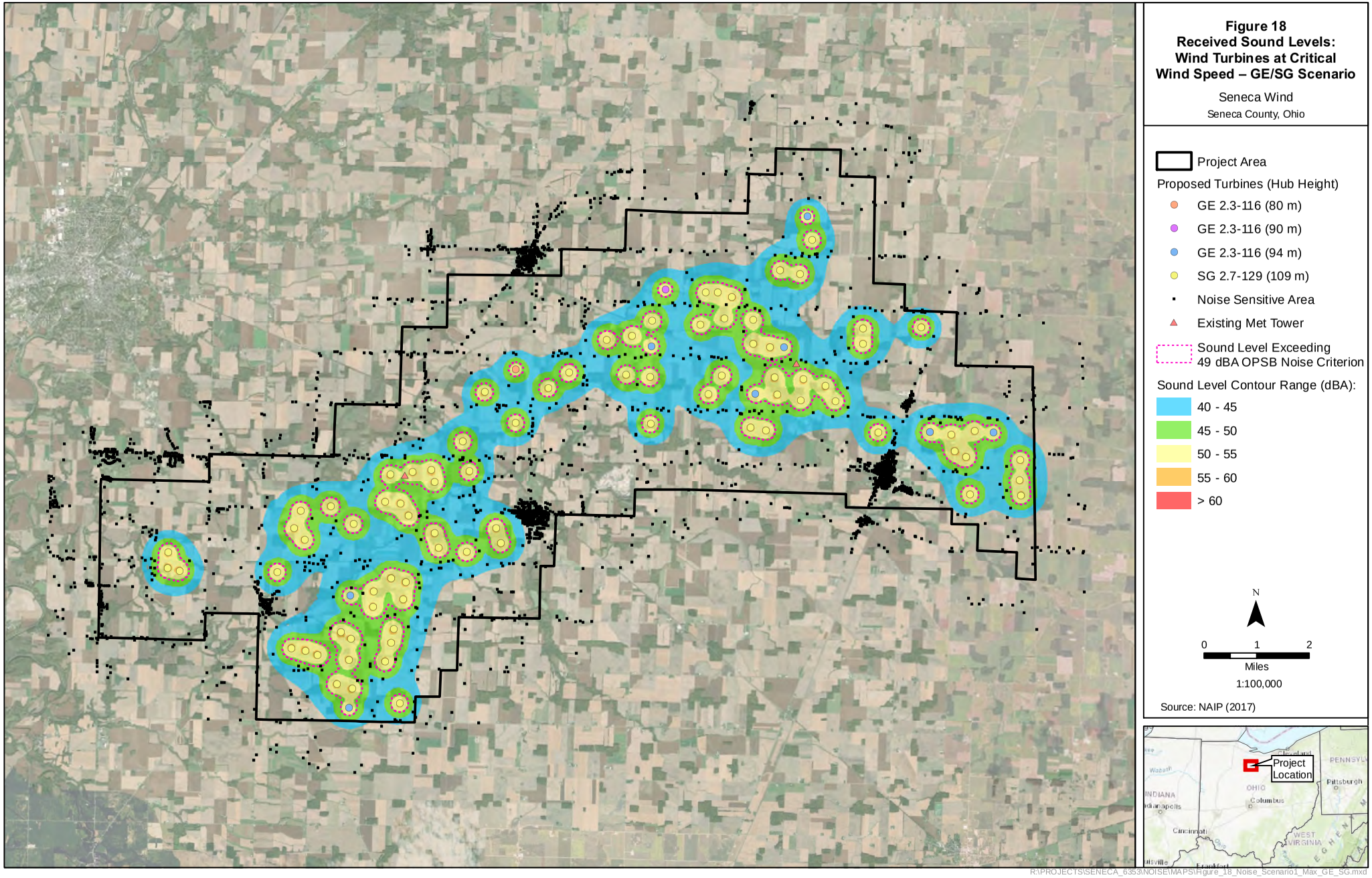

Figure 18
Received Sound Levels: Wind Turbines at Critical Wind Speed – GE/SG Scenario

Seneca Wind
Seneca County, Ohio

Appendix A

Complaint Resolution Procedure

Appendix B

Tabulated Acoustic Modeling Results by Residence

Table B-1. Summary of Acoustic Modeling Results

Residence ID	Participant Status	UTM Coordinates (m)		Received Sound Levels (dBA)	
		Easting (X)	Northing (Y)	GE WTG Model Scenario Incorporating Noise-Reduction Technology	Combined GE and Siemens WTG Model Scenario Incorporating Noise-Reduction Technology
1	Non-Participating	328063	4539899	36	32
2	Non-Participating	327501	4540037	40	36
3	Non-Participating	326691	4539837	42	38
4	Non-Participating	326131	4539967	42	39
5	Non-Participating	325613	4539784	42	38
6	Non-Participating	323045	4540078	37	33
7	Non-Participating	322909	4540115	37	33
8	Non-Participating	322311	4539744	34	30
9	Non-Participating	321806	4540152	34	30
10	Non-Participating	320833	4540183	32	27
11	Non-Participating	320668	4541331	33	29
12	Non-Participating	320835	4540845	33	29
13	Non-Participating	321232	4541292	35	30
14	Non-Participating	321110	4541213	34	30
15	Non-Participating	321342	4541295	35	31
16	Non-Participating	321673	4541532	36	32
17	Non-Participating	321296	4541773	36	31
18	Non-Participating	321438	4541773	36	32
19	Non-Participating	321540	4541764	36	32
20	Non-Participating	321557	4541778	36	32
21	Non-Participating	322297	4541621	39	36
22	Non-Participating	321870	4540410	35	31
23	Non-Participating	322243	4540481	36	32
24	Non-Participating	322362	4541224	39	35
25	Non-Participating	322357	4541778	40	37
26	Non-Participating	323345	4541053	42	38
27	Non-Participating	323371	4540944	42	38
28	Non-Participating	323600	4540680	41	38
29	Non-Participating	323644	4540447	41	37
30	Non-Participating	323831	4540176	40	37
31	Non-Participating	323860	4540871	43	40
32	Non-Participating	323442	4541669	47	44
33	Non-Participating	323889	4541722	51	47
34	Non-Participating	323752	4541681	48	45
35	Non-Participating	324009	4540172	41	37

Table B-1. Summary of Acoustic Modeling Results

Residence ID	Participant Status	UTM Coordinates (m)		Received Sound Levels (dBA)	
		Easting (X)	Northing (Y)	GE WTG Model Scenario Incorporating Noise-Reduction Technology	Combined GE and Siemens WTG Model Scenario Incorporating Noise-Reduction Technology
36	Participating	324306	4541678	51	48
37	Participating	325534	4541351	**52**	49
38	Participating	325402	4541362	**53**	**50**
39	Participating	325843	4540451	45	42
40	Non-Participating	325893	4540279	44	41
41	Non-Participating	326004	4540715	46	43
42	Participating	325835	4541358	48	45
43	Non-Participating	326170	4541417	49	46
44	Participating	327049	4541666	45	41
45	Non-Participating	327144	4540720	48	45
46	Non-Participating	327102	4540399	47	44
47	Non-Participating	326706	4540143	47	44
48	Non-Participating	326588	4540129	46	43
49	Non-Participating	326529	4540170	47	44
50	Participating	327182	4540226	44	40
51	Participating	327627	4540273	40	36
52	Non-Participating	328272	4540383	37	33
53	Non-Participating	328666	4541269	36	32
54	Non-Participating	327239	4541405	43	40
55	Non-Participating	329098	4540071	33	29
56	Non-Participating	330566	4543084	35	30
57	Non-Participating	330341	4543249	35	31
58	Non-Participating	330197	4543204	36	31
59	Non-Participating	329957	4543263	36	32
60	Non-Participating	329821	4543251	36	32
61	Non-Participating	329561	4543236	37	33
62	Non-Participating	329514	4543206	37	33
63	Non-Participating	329459	4541700	35	31
64	Non-Participating	329949	4541774	34	29
65	Non-Participating	330473	4541835	33	28
66	Non-Participating	330420	4542510	34	30
67	Non-Participating	330414	4542668	34	30
68	Non-Participating	328689	4542924	38	35
69	Non-Participating	328344	4543247	40	36
70	Non-Participating	327740	4542940	42	39

Table B-1. Summary of Acoustic Modeling Results

Residence ID	Participant Status	UTM Coordinates (m)		Received Sound Levels (dBA)	
		Easting (X)	Northing (Y)	GE WTG Model Scenario Incorporating Noise-Reduction Technology	Combined GE and Siemens WTG Model Scenario Incorporating Noise-Reduction Technology
71	Non-Participating	327465	4542903	44	41
72	Non-Participating	327243	4541783	43	40
73	Participating	327894	4541705	40	36
74	Non-Participating	328548	4541841	37	34
75	Participating	326320	4543329	**51**	49
76	Non-Participating	325634	4542448	51	48
77	Non-Participating	325782	4541871	51	48
78	Non-Participating	327202	4542304	45	42
79	Participating	326951	4542998	49	47
80	Non-Participating	325283	4543331	49	46
81	Non-Participating	325191	4543426	49	46
82	Participating	324966	4543212	**52**	49
84	Participating	324578	4542962	**53**	**50**
85	Participating	324265	4541812	**53**	**50**
86	Non-Participating	323814	4543297	45	41
87	Non-Participating	323808	4543200	45	42
88	Non-Participating	322925	4542987	44	41
89	Non-Participating	323182	4543373	43	39
90	Non-Participating	323107	4543362	43	39
91	Non-Participating	322697	4543384	41	38
92	Non-Participating	322521	4543381	41	37
93	Non-Participating	322589	4543284	41	37
94	Non-Participating	322564	4543115	41	38
95	Non-Participating	322559	4542938	42	38
96	Non-Participating	322418	4542843	41	37
97	Participating	322819	4542166	46	43
98	Non-Participating	323595	4541804	50	47
99	Non-Participating	320960	4543386	38	34
100	Non-Participating	320773	4542844	36	32
101	Non-Participating	320769	4542797	36	32
102	Non-Participating	320775	4542768	36	32
103	Non-Participating	320774	4542730	36	32
104	Non-Participating	320770	4542379	35	31
105	Non-Participating	322093	4542184	39	36
106	Non-Participating	321921	4542264	38	35

Table B-1. Summary of Acoustic Modeling Results

Residence ID	Participant Status	UTM Coordinates (m)		Received Sound Levels (dBA)	
		Easting (X)	Northing (Y)	GE WTG Model Scenario Incorporating Noise-Reduction Technology	Combined GE and Siemens WTG Model Scenario Incorporating Noise-Reduction Technology
107	Non-Participating	320720	4542770	36	32
108	Non-Participating	320632	4543164	37	33
109	Non-Participating	320715	4543392	38	34
110	Non-Participating	319748	4543405	39	35
111	Non-Participating	319120	4543830	40	37
112	Non-Participating	318958	4543950	40	37
113	Non-Participating	318959	4544211	42	39
114	Non-Participating	319124	4544435	46	43
115	Non-Participating	319115	4544620	48	45
116	Non-Participating	319082	4544799	49	45
117	Non-Participating	318911	4545027	45	42
118	Non-Participating	319194	4545018	50	47
119	Participating	319203	4544791	51	48
120	Non-Participating	319193	4544580	49	46
121	Non-Participating	320658	4543464	38	34
122	Non-Participating	320722	4544114	41	38
123	Non-Participating	320777	4545009	43	39
124	Participating	320267	4545017	50	47
125	Non-Participating	320793	4543577	38	35
126	Non-Participating	321035	4543573	38	34
127	Non-Participating	320998	4544626	41	37
128	Non-Participating	321851	4544798	40	37
129	Non-Participating	322159	4544538	43	39
130	Non-Participating	322269	4544374	43	40
131	Non-Participating	322360	4544362	44	41
132	Non-Participating	322350	4544295	44	40
133	Non-Participating	322253	4544218	42	39
134	Non-Participating	322272	4544191	42	39
135	Non-Participating	322285	4544161	42	39
136	Non-Participating	322326	4544085	42	39
137	Non-Participating	322347	4544041	42	38
138	Non-Participating	322363	4544133	43	39
140	Non-Participating	322426	4543933	42	38
141	Non-Participating	322423	4543665	41	37
142	Non-Participating	322528	4543670	41	37

Table B-1. Summary of Acoustic Modeling Results

Residence ID	Participant Status	UTM Coordinates (m)		Received Sound Levels (dBA)	
		Easting (X)	Northing (Y)	GE WTG Model Scenario Incorporating Noise-Reduction Technology	Combined GE and Siemens WTG Model Scenario Incorporating Noise-Reduction Technology
143	Non-Participating	322542	4543585	41	37
144	Non-Participating	322635	4543514	41	37
145	Non-Participating	322616	4543432	41	37
146	Non-Participating	322662	4543424	41	38
147	Non-Participating	322675	4543426	41	38
148	Non-Participating	322748	4543407	42	38
149	Non-Participating	322764	4543536	42	38
150	Non-Participating	322706	4543681	42	38
151	Non-Participating	322913	4543858	43	39
152	Non-Participating	322772	4543816	42	39
153	Non-Participating	322471	4543976	42	39
154	Non-Participating	322490	4543438	41	37
155	Non-Participating	322844	4543414	42	38
156	Non-Participating	322942	4543432	42	38
157	Non-Participating	323005	4543417	42	39
158	Non-Participating	323032	4543412	42	39
159	Non-Participating	323141	4543481	43	39
160	Non-Participating	323540	4543552	43	40
161	Non-Participating	323946	4544712	44	41
162	Non-Participating	323782	4544727	45	41
163	Non-Participating	323801	4544840	45	42
164	Non-Participating	323930	4544953	45	42
165	Non-Participating	323792	4544968	46	42
166	Non-Participating	323542	4544981	46	43
167	Non-Participating	322424	4544933	45	42
168	Non-Participating	322433	4544496	47	44
169	Non-Participating	322798	4543981	44	40
170	Non-Participating	322858	4544017	44	41
171	Non-Participating	322910	4544078	45	42
172	Non-Participating	322956	4544094	46	42
173	Non-Participating	323016	4544085	45	42
174	Non-Participating	324038	4544925	45	41
175	Non-Participating	324182	4544912	44	41
176	Participating	324658	4543915	47	44
177	Non-Participating	324623	4544209	46	42

Table B-1. Summary of Acoustic Modeling Results

Residence ID	Participant Status	UTM Coordinates (m)		Received Sound Levels (dBA)	
		Easting (X)	Northing (Y)	GE WTG Model Scenario Incorporating Noise-Reduction Technology	Combined GE and Siemens WTG Model Scenario Incorporating Noise-Reduction Technology
178	Non-Participating	324775	4544353	46	43
179	Non-Participating	325585	4544833	46	43
180	Non-Participating	325569	4544777	47	43
181	Non-Participating	324408	4544831	44	40
182	Non-Participating	324366	4544932	44	41
183	Participating	325205	4544196	**54**	**50**
184	Participating	325553	4544028	**54**	**51**
185	Participating	325706	4544871	47	43
186	Participating	327261	4544606	50	47
187	Participating	327267	4544349	51	48
188	Non-Participating	327216	4543576	49	46
189	Non-Participating	326539	4543384	51	49
190	Non-Participating	327336	4544919	47	44
191	Non-Participating	327650	4544739	46	43
192	Non-Participating	327298	4544196	50	47
193	Non-Participating	327811	4543344	42	39
194	Non-Participating	327923	4543397	42	39
195	Non-Participating	328595	4543383	40	36
196	Non-Participating	328669	4543362	39	36
197	Non-Participating	328909	4544547	44	41
198	Participating	328550	4544582	45	41
199	Non-Participating	327895	4544792	46	43
200	Non-Participating	328911	4543328	39	35
201	Non-Participating	328941	4543477	39	35
202	Non-Participating	329148	4543344	38	34
203	Non-Participating	329199	4543372	38	34
204	Non-Participating	328950	4543824	40	36
205	Non-Participating	328947	4543863	40	36
206	Non-Participating	328944	4543905	40	36
207	Non-Participating	329364	4544899	45	42
208	Non-Participating	329839	4544867	44	41
209	Non-Participating	330504	4543361	35	31
210	Non-Participating	330354	4543328	35	31
211	Non-Participating	330170	4543450	36	32
212	Non-Participating	329659	4544149	40	36

Table B-1. Summary of Acoustic Modeling Results

Residence ID	Participant Status	UTM Coordinates (m)		Received Sound Levels (dBA)	
		Easting (X)	Northing (Y)	GE WTG Model Scenario Incorporating Noise-Reduction Technology	Combined GE and Siemens WTG Model Scenario Incorporating Noise-Reduction Technology
213	Non-Participating	329713	4544062	39	35
214	Non-Participating	329777	4544059	39	35
215	Non-Participating	330101	4544071	38	34
216	Non-Participating	330154	4544065	38	34
217	Non-Participating	330860	4544835	39	35
222	Non-Participating	330850	4544952	39	35
223	Non-Participating	330823	4544936	39	35
224	Non-Participating	330633	4545575	43	39
225	Non-Participating	331041	4545767	39	36
226	Non-Participating	331039	4545827	39	36
227	Non-Participating	330948	4545711	40	36
228	Non-Participating	331057	4546023	39	35
229	Non-Participating	331217	4546092	38	34
230	Non-Participating	331421	4546441	37	33
231	Non-Participating	331220	4546282	38	34
232	Non-Participating	331239	4546446	38	34
233	Non-Participating	331367	4546510	37	33
234	Non-Participating	331277	4546735	38	33
235	Non-Participating	331207	4546765	38	34
236	Non-Participating	330824	4546821	39	35
237	Non-Participating	330682	4546916	40	36
238	Non-Participating	330371	4546892	41	37
239	Non-Participating	330213	4546665	43	39
240	Non-Participating	330064	4546548	45	41
241	Non-Participating	330018	4546556	45	42
242	Non-Participating	330110	4546488	45	41
243	Non-Participating	330252	4546474	44	40
244	Non-Participating	330334	4546334	44	40
245	Non-Participating	330438	4546298	43	40
246	Non-Participating	330448	4546173	44	40
247	Non-Participating	330601	4546083	42	39
248	Non-Participating	331154	4546099	39	35
249	Non-Participating	331498	4546416	37	33
250	Non-Participating	331617	4546411	37	32
251	Non-Participating	331702	4546423	36	32

Table B-1. Summary of Acoustic Modeling Results

Residence ID	Participant Status	UTM Coordinates (m)		Received Sound Levels (dBA)	
		Easting (X)	Northing (Y)	GE WTG Model Scenario Incorporating Noise-Reduction Technology	Combined GE and Siemens WTG Model Scenario Incorporating Noise-Reduction Technology
252	Non-Participating	331684	4546475	36	32
253	Non-Participating	331647	4546487	36	32
254	Non-Participating	331602	4546495	37	32
255	Non-Participating	331553	4546502	37	33
256	Non-Participating	331441	4546166	37	33
257	Non-Participating	332251	4546119	35	30
258	Non-Participating	329836	4546475	48	45
259	Non-Participating	329799	4546492	48	45
260	Participating	329084	4546510	45	42
261	Non-Participating	329007	4545660	50	47
262	Non-Participating	329797	4544940	45	42
263	Non-Participating	330036	4544931	44	41
264	Non-Participating	330155	4544927	44	40
265	Non-Participating	330480	4544909	41	38
266	Non-Participating	330441	4545477	45	41
267	Non-Participating	328318	4545051	50	47
268	Participating	328177	4545007	50	46
269	Participating	327933	4544979	50	47
270	Non-Participating	327353	4544992	47	44
271	Participating	327347	4545665	51	48
272	Participating	327504	4546343	50	47
273	Non-Participating	327503	4546520	49	46
274	Non-Participating	328416	4546210	46	43
275	Non-Participating	328954	4546260	46	43
276	Participating	327306	4546405	**52**	49
277	Non-Participating	327195	4545951	50	47
278	Non-Participating	326893	4545019	48	44
279	Non-Participating	325779	4545033	46	43
280	Non-Participating	326609	4545686	46	43
281	Non-Participating	326749	4545783	47	44
282	Non-Participating	325619	4545005	46	42
283	Participating	325456	4545058	45	42
284	Non-Participating	324876	4545244	44	41
285	Non-Participating	324447	4545165	45	41
286	Non-Participating	324374	4545038	44	41

Table B-1. Summary of Acoustic Modeling Results

Residence ID	Participant Status	UTM Coordinates (m)		Received Sound Levels (dBA)	
		Easting (X)	Northing (Y)	GE WTG Model Scenario Incorporating Noise-Reduction Technology	Combined GE and Siemens WTG Model Scenario Incorporating Noise-Reduction Technology
287	Non-Participating	324291	4545041	45	41
288	Non-Participating	324073	4545182	47	44
289	Non-Participating	323918	4545147	48	45
290	Participating	324577	4545839	47	43
291	Participating	324669	4546017	48	44
292	Participating	324735	4546243	50	47
293	Participating	324004	4546310	**51**	48
294	Participating	322463	4546096	44	40
295	Participating	322375	4545405	43	39
296	Participating	322396	4546012	42	38
297	Non-Participating	321425	4546581	37	33
298	Non-Participating	321315	4546612	37	33
299	Non-Participating	321268	4546609	37	33
300	Non-Participating	321228	4546610	37	33
301	Non-Participating	321181	4546610	37	33
302	Non-Participating	321115	4546611	37	33
303	Non-Participating	321102	4546540	37	33
304	Non-Participating	321154	4546507	37	33
305	Non-Participating	320882	4546530	37	33
306	Non-Participating	320871	4546576	37	33
307	Non-Participating	320872	4546620	37	33
308	Non-Participating	320861	4546397	37	34
309	Non-Participating	320868	4546293	38	34
310	Participating	321587	4545306	39	35
311	Non-Participating	321347	4545672	39	35
312	Non-Participating	321142	4546611	37	33
313	Non-Participating	319230	4545655	47	44
314	Non-Participating	319236	4545735	45	42
315	Non-Participating	319262	4545875	44	40
316	Non-Participating	319265	4545949	43	40
317	Non-Participating	320813	4546614	37	33
318	Non-Participating	320792	4546162	38	35
319	Participating	319106	4545080	48	45
320	Non-Participating	318804	4545114	43	40
321	Non-Participating	319057	4545767	43	40

Table B-1. Summary of Acoustic Modeling Results

Residence ID	Participant Status	UTM Coordinates (m)		Received Sound Levels (dBA)	
		Easting (X)	Northing (Y)	GE WTG Model Scenario Incorporating Noise-Reduction Technology	Combined GE and Siemens WTG Model Scenario Incorporating Noise-Reduction Technology
322	Non-Participating	319102	4545809	43	40
323	Non-Participating	318838	4545880	41	37
324	Non-Participating	318845	4546040	40	36
325	Non-Participating	319038	4545896	42	39
326	Non-Participating	319122	4545954	42	39
327	Non-Participating	319129	4546769	36	32
328	Non-Participating	320882	4546808	36	32
329	Non-Participating	320693	4547460	34	30
330	Non-Participating	320820	4547903	33	29
331	Non-Participating	320825	4547993	33	29
332	Non-Participating	320795	4548090	33	28
333	Non-Participating	320666	4548194	32	28
334	Non-Participating	320559	4548192	32	28
335	Non-Participating	320504	4548189	32	28
336	Non-Participating	320924	4548216	33	28
337	Non-Participating	320895	4547558	34	30
338	Non-Participating	320824	4547434	35	30
339	Non-Participating	320894	4547135	35	31
340	Non-Participating	321487	4546672	37	33
341	Non-Participating	321680	4546688	38	34
342	Participating	321866	4546674	38	34
343	Non-Participating	322158	4546650	40	36
344	Non-Participating	321894	4547939	35	31
345	Non-Participating	322540	4547973	37	33
346	Non-Participating	322523	4547704	38	34
347	Non-Participating	322530	4547607	38	34
348	Non-Participating	322527	4547553	38	34
349	Non-Participating	322626	4546948	41	38
350	Non-Participating	322572	4546684	43	40
351	Non-Participating	324025	4547286	45	41
352	Non-Participating	323781	4548175	39	35
353	Non-Participating	323445	4548194	38	34
354	Non-Participating	322516	4547816	37	33
355	Non-Participating	324238	4548179	39	35
356	Non-Participating	324177	4548004	40	36

Table B-1. Summary of Acoustic Modeling Results

Residence ID	Participant Status	UTM Coordinates (m)		Received Sound Levels (dBA)	
		Easting (X)	Northing (Y)	GE WTG Model Scenario Incorporating Noise-Reduction Technology	Combined GE and Siemens WTG Model Scenario Incorporating Noise-Reduction Technology
357	Non-Participating	324187	4547520	43	39
358	Non-Participating	324152	4547490	43	40
359	Non-Participating	324100	4547482	43	40
360	Non-Participating	324139	4547200	46	42
361	Non-Participating	325513	4547181	46	42
362	Non-Participating	325719	4547495	46	43
363	Non-Participating	325595	4547436	46	42
364	Non-Participating	325727	4548130	44	40
365	Non-Participating	325584	4548157	43	39
366	Non-Participating	325527	4548174	42	39
367	Non-Participating	325412	4548174	42	38
368	Non-Participating	325016	4547989	41	38
369	Non-Participating	324989	4548148	41	37
370	Participating	326150	4548184	47	43
371	Non-Participating	326427	4548172	49	46
372	Non-Participating	326850	4548156	50	47
373	Non-Participating	328016	4546600	47	43
374	Non-Participating	328947	4546706	44	41
375	Non-Participating	328496	4546956	46	42
376	Non-Participating	328622	4546995	46	42
377	Non-Participating	328818	4547025	45	42
378	Non-Participating	328975	4547130	46	42
379	Non-Participating	328951	4547197	46	43
380	Non-Participating	328941	4547282	48	45
381	Participating	328852	4548070	**52**	49
382	Participating	328612	4548114	51	48
383	Non-Participating	328509	4548111	50	47
384	Participating	328199	4548129	48	45
385	Non-Participating	329143	4546562	45	42
386	Non-Participating	329025	4546561	45	41
387	Non-Participating	329284	4547437	46	43
388	Non-Participating	329398	4547533	45	42
389	Non-Participating	329577	4547581	44	40
390	Non-Participating	329803	4547583	42	38
391	Non-Participating	330097	4547610	41	37

Table B-1. Summary of Acoustic Modeling Results

Residence ID	Participant Status	UTM Coordinates (m)		Received Sound Levels (dBA)	
		Easting (X)	Northing (Y)	GE WTG Model Scenario Incorporating Noise-Reduction Technology	Combined GE and Siemens WTG Model Scenario Incorporating Noise-Reduction Technology
392	Non-Participating	330639	4547174	39	35
393	Non-Participating	330181	4548006	41	37
394	Non-Participating	332661	4546395	34	30
395	Non-Participating	332780	4546375	34	30
396	Non-Participating	333018	4546380	34	29
397	Non-Participating	333068	4546375	34	29
398	Non-Participating	333269	4546374	33	29
399	Non-Participating	333761	4546350	33	28
400	Non-Participating	334404	4546136	33	28
401	Non-Participating	334791	4546205	33	28
402	Non-Participating	335372	4546264	33	29
403	Non-Participating	335403	4546111	33	28
404	Non-Participating	335492	4546008	33	28
405	Non-Participating	336367	4546305	34	29
406	Non-Participating	337087	4546281	34	29
407	Non-Participating	338888	4546252	34	29
408	Non-Participating	340618	4545792	33	28
409	Non-Participating	340644	4545855	33	29
410	Non-Participating	340595	4545851	33	29
411	Non-Participating	340732	4545895	33	29
412	Non-Participating	340651	4545898	33	29
413	Non-Participating	340678	4545935	33	29
414	Non-Participating	340676	4546217	34	29
415	Non-Participating	340636	4546217	34	29
416	Non-Participating	340736	4546195	34	29
417	Non-Participating	340780	4546166	34	29
418	Non-Participating	340795	4546075	34	29
419	Non-Participating	340755	4546091	34	29
420	Non-Participating	340963	4546126	34	29
421	Non-Participating	341008	4546203	34	30
422	Non-Participating	341059	4546228	34	30
423	Non-Participating	341041	4546293	34	30
424	Non-Participating	340949	4546347	34	30
425	Non-Participating	340852	4546281	34	30
426	Non-Participating	341116	4546159	34	30

Table B-1. Summary of Acoustic Modeling Results

Residence ID	Participant Status	UTM Coordinates (m)		Received Sound Levels (dBA)	
		Easting (X)	Northing (Y)	GE WTG Model Scenario Incorporating Noise-Reduction Technology	Combined GE and Siemens WTG Model Scenario Incorporating Noise-Reduction Technology
427	Non-Participating	341086	4546214	34	30
428	Non-Participating	341114	4546196	34	30
429	Non-Participating	341166	4546179	34	30
430	Non-Participating	341288	4546136	34	30
431	Non-Participating	341756	4545915	34	30
432	Non-Participating	341965	4545984	35	30
433	Non-Participating	342038	4545883	34	30
434	Non-Participating	342045	4545929	35	30
435	Non-Participating	342455	4545755	35	31
436	Non-Participating	345268	4545761	39	35
437	Non-Participating	345571	4545684	38	34
438	Non-Participating	345457	4545909	40	36
439	Non-Participating	345467	4545909	40	36
440	Non-Participating	330689	4547155	39	35
441	Non-Participating	331142	4546799	38	34
442	Non-Participating	331922	4546474	36	31
443	Non-Participating	332225	4546984	35	31
444	Non-Participating	332236	4546973	35	31
445	Non-Participating	332256	4547799	36	32
446	Non-Participating	331938	4547939	37	33
447	Non-Participating	331857	4547937	37	33
448	Non-Participating	331820	4547671	37	32
449	Non-Participating	331651	4547976	37	33
450	Non-Participating	331045	4548103	39	35
451	Non-Participating	330714	4548042	40	36
452	Non-Participating	330694	4547967	40	36
453	Non-Participating	330704	4547684	39	35
454	Non-Participating	330799	4547638	39	35
455	Non-Participating	332257	4546446	35	31
456	Non-Participating	332269	4546527	35	31
457	Non-Participating	332350	4546445	35	30
458	Non-Participating	332274	4546582	35	31
459	Non-Participating	332311	4546639	35	31
460	Non-Participating	332258	4546685	35	31
461	Non-Participating	332272	4546721	35	31

Table B-1. Summary of Acoustic Modeling Results

Residence ID	Participant Status	UTM Coordinates (m)		Received Sound Levels (dBA)	
		Easting (X)	Northing (Y)	GE WTG Model Scenario Incorporating Noise-Reduction Technology	Combined GE and Siemens WTG Model Scenario Incorporating Noise-Reduction Technology
462	Non-Participating	332262	4546766	35	31
463	Non-Participating	332280	4546810	35	31
464	Non-Participating	333604	4546576	32	27
465	Non-Participating	333484	4546424	32	28
466	Non-Participating	333954	4547524	36	32
467	Non-Participating	334523	4546542	34	29
468	Non-Participating	335512	4547172	35	31
469	Non-Participating	334788	4547967	38	34
470	Non-Participating	334356	4547769	37	33
471	Participating	334143	4547972	38	34
472	Non-Participating	334264	4547419	36	32
473	Non-Participating	335602	4547965	38	34
474	Non-Participating	336949	4547354	37	33
475	Non-Participating	336536	4547382	37	33
476	Non-Participating	336919	4546892	35	31
477	Non-Participating	336080	4547022	35	31
478	Non-Participating	337150	4547908	40	37
479	Non-Participating	337283	4546806	35	31
480	Non-Participating	338595	4546638	35	31
481	Non-Participating	338524	4546640	35	31
482	Non-Participating	338443	4546644	35	31
483	Non-Participating	338028	4546756	35	31
484	Non-Participating	338312	4547810	40	36
485	Non-Participating	337524	4547900	41	37
486	Non-Participating	338978	4547889	39	35
487	Non-Participating	339640	4546378	34	30
488	Non-Participating	339124	4546456	34	30
489	Non-Participating	340370	4547799	38	34
490	Non-Participating	340423	4547790	38	34
491	Non-Participating	340691	4547789	39	35
492	Non-Participating	340658	4547790	39	35
493	Non-Participating	340735	4547776	39	35
494	Non-Participating	340886	4547822	39	36
497	Non-Participating	340899	4546396	34	30
498	Non-Participating	341047	4547532	38	34

Table B-1. Summary of Acoustic Modeling Results

Residence ID	Participant Status	UTM Coordinates (m)		Received Sound Levels (dBA)	
		Easting (X)	Northing (Y)	GE WTG Model Scenario Incorporating Noise-Reduction Technology	Combined GE and Siemens WTG Model Scenario Incorporating Noise-Reduction Technology
500	Non-Participating	341065	4546875	36	32
501	Non-Participating	341040	4546759	35	31
502	Non-Participating	341018	4546699	35	31
503	Non-Participating	341091	4546748	36	31
504	Non-Participating	341206	4547019	36	32
505	Non-Participating	341241	4547135	37	33
507	Non-Participating	341550	4546267	35	30
508	Non-Participating	342067	4547168	38	34
509	Non-Participating	342326	4547047	38	35
510	Non-Participating	342328	4547164	39	35
511	Non-Participating	342298	4547244	39	35
512	Non-Participating	342057	4547313	39	35
513	Non-Participating	341804	4547805	40	36
514	Non-Participating	341852	4548052	41	38
515	Non-Participating	341766	4548056	41	38
516	Non-Participating	341791	4548205	42	39
517	Non-Participating	341884	4548280	43	39
518	Non-Participating	341660	4548382	44	41
519	Non-Participating	341588	4548204	43	39
520	Non-Participating	341423	4548190	43	39
521	Non-Participating	341349	4547995	41	37
522	Non-Participating	341294	4547979	41	37
523	Non-Participating	341195	4547912	40	37
524	Non-Participating	341105	4547780	39	36
525	Non-Participating	341011	4547910	40	36
526	Non-Participating	340940	4547952	40	36
527	Non-Participating	340887	4547971	40	36
528	Non-Participating	340882	4547880	40	36
529	Non-Participating	340445	4547899	39	35
530	Non-Participating	340527	4547895	39	35
531	Non-Participating	340584	4547893	39	35
532	Non-Participating	340751	4548025	40	36
533	Non-Participating	340686	4548068	40	37
534	Non-Participating	340697	4548133	41	37
535	Non-Participating	342540	4547039	39	35

Table B-1. Summary of Acoustic Modeling Results

Residence ID	Participant Status	UTM Coordinates (m)		Received Sound Levels (dBA)	
		Easting (X)	Northing (Y)	GE WTG Model Scenario Incorporating Noise-Reduction Technology	Combined GE and Siemens WTG Model Scenario Incorporating Noise-Reduction Technology
536	Non-Participating	342779	4547002	40	36
537	Non-Participating	342878	4547011	41	37
538	Non-Participating	342995	4546939	41	37
539	Non-Participating	晉3226	4546807	42	38
540	Non-Participating	342652	4547699	42	39
541	Non-Participating	342856	4547846	44	40
542	Non-Participating	343308	4547750	46	43
543	Non-Participating	343600	4547732	48	45
544	Non-Participating	343719	4547734	50	46
545	Non-Participating	343985	4547663	49	46
546	Non-Participating	345025	4547351	47	44
547	Non-Participating	345126	4546944	48	45
548	Non-Participating	344571	4546164	41	38
549	Participating	343986	4546438	44	41
550	Non-Participating	343950	4546366	43	40
551	Non-Participating	343738	4546423	43	40
552	Non-Participating	345219	4547162	51	47
553	Non-Participating	346095	4547857	49	46
554	Participating	345239	4546339	43	40
555	Non-Participating	345355	4546628	48	45
556	Non-Participating	345721	4549277	42	38
557	Participating	345665	4549252	42	39
558	Participating	345229	4547900	50	47
559	Participating	344952	4549319	49	46
560	Participating	343850	4549323	50	47
561	Participating	343743	4549332	50	47
562	Non-Participating	343670	4547796	50	47
563	Non-Participating	344463	4547863	48	44
564	Non-Participating	344655	4547856	47	43
565	Non-Participating	342347	4547878	42	38
566	Participating	342060	4549268	44	41
567	Non-Participating	342897	4549365	50	47
568	Non-Participating	341787	4548565	45	42
569	Non-Participating	341737	4548621	46	43
570	Non-Participating	341751	4548674	47	44

Table B-1. Summary of Acoustic Modeling Results

Residence ID	Participant Status	UTM Coordinates (m)		Received Sound Levels (dBA)	
		Easting (X)	Northing (Y)	GE WTG Model Scenario Incorporating Noise-Reduction Technology	Combined GE and Siemens WTG Model Scenario Incorporating Noise-Reduction Technology
571	Non-Participating	341786	4548723	47	44
572	Non-Participating	341809	4548789	47	44
573	Non-Participating	341841	4548908	46	43
574	Non-Participating	341796	4548996	48	44
575	Non-Participating	341775	4549407	44	41
576	Non-Participating	341526	4549404	47	44
577	Non-Participating	341178	4549412	48	45
578	Non-Participating	341051	4549416	47	44
579	Non-Participating	340989	4549421	46	43
580	Non-Participating	340991	4548002	41	37
581	Non-Participating	341002	4547996	41	37
582	Non-Participating	341032	4547995	41	37
583	Non-Participating	341050	4547994	41	37
584	Participating	340380	4549443	46	43
585	Non-Participating	339914	4549425	49	46
587	Non-Participating	338774	4547966	40	36
588	Participating	339148	4547939	39	35
589	Non-Participating	339389	4547937	39	35
590	Non-Participating	340198	4548372	40	37
591	Non-Participating	339761	4548395	40	37
592	Non-Participating	339570	4548684	42	38
593	Non-Participating	340346	4548642	42	38
594	Participating	337659	4549510	51	48
595	Non-Participating	337302	4547961	41	37
596	Non-Participating	337728	4547985	42	38
597	Non-Participating	338273	4547971	41	37
598	Non-Participating	337083	4549510	49	46
599	Non-Participating	336421	4549547	46	43
600	Non-Participating	335872	4549564	46	42
601	Participating	335850	4548007	38	34
602	Non-Participating	336413	4548076	39	36
603	Participating	336552	4548008	39	36
604	Non-Participating	336665	4547990	40	36
605	Non-Participating	337058	4548408	44	41
606	Non-Participating	335544	4549557	44	40

Table B-1. Summary of Acoustic Modeling Results

Residence ID	Participant Status	UTM Coordinates (m)		Received Sound Levels (dBA)	
		Easting (X)	Northing (Y)	GE WTG Model Scenario Incorporating Noise-Reduction Technology	Combined GE and Siemens WTG Model Scenario Incorporating Noise-Reduction Technology
607	Non-Participating	334899	4549592	45	41
608	Participating	334683	4549611	47	44
609	Participating	333966	4549628	46	43
610	Non-Participating	333948	4548084	39	35
611	Non-Participating	334973	4548027	38	34
612	Non-Participating	335452	4548295	39	35
613	Non-Participating	335464	4548354	39	35
614	Non-Participating	333809	4549623	45	41
615	Non-Participating	333338	4549637	42	39
616	Non-Participating	332348	4549673	41	38
617	Non-Participating	332332	4549055	39	35
618	Non-Participating	332343	4549107	39	35
619	Non-Participating	332316	4548568	38	34
620	Participating	333878	4548355	40	37
621	Non-Participating	333900	4548849	45	42
622	Non-Participating	332093	4549599	42	38
623	Non-Participating	332021	4549632	42	38
624	Non-Participating	331974	4549615	42	38
625	Non-Participating	331876	4549630	42	39
626	Non-Participating	331261	4549680	45	42
627	Non-Participating	330752	4549369	47	44
628	Non-Participating	330748	4549217	47	44
629	Non-Participating	330739	4549116	47	44
630	Non-Participating	330723	4548977	46	43
631	Non-Participating	330749	4549152	47	44
632	Non-Participating	330725	4548827	44	41
633	Non-Participating	330846	4548120	40	36
634	Non-Participating	330802	4548221	40	36
635	Non-Participating	331115	4548357	40	36
636	Non-Participating	331305	4548408	39	35
637	Non-Participating	331702	4548687	39	35
638	Non-Participating	332164	4548573	38	34
639	Non-Participating	329735	4549694	46	43
640	Participating	329664	4549596	46	43
641	Non-Participating	329613	4549656	46	43

Table B-1. Summary of Acoustic Modeling Results

Residence ID	Participant Status	UTM Coordinates (m)		Received Sound Levels (dBA)	
		Easting (X)	Northing (Y)	GE WTG Model Scenario Incorporating Noise-Reduction Technology	Combined GE and Siemens WTG Model Scenario Incorporating Noise-Reduction Technology
642	Non-Participating	329425	4548156	45	41
643	Non-Participating	329778	4548198	43	39
644	Non-Participating	329860	4548140	42	39
645	Non-Participating	330308	4548130	41	37
646	Non-Participating	330352	4548167	41	37
647	Non-Participating	330397	4548166	41	37
648	Non-Participating	330459	4548148	41	37
649	Non-Participating	330663	4548133	40	36
650	Participating	328881	4549723	45	42
651	Non-Participating	328455	4549721	43	39
652	Participating	327999	4549718	41	37
653	Participating	327960	4549721	41	37
654	Non-Participating	327430	4549724	39	35
655	Non-Participating	327460	4549635	40	36
656	Non-Participating	327444	4549406	41	37
657	Non-Participating	327455	4549261	41	38
658	Participating	327406	4548705	44	41
659	Non-Participating	328042	4548189	49	46
660	Non-Participating	324144	4549053	36	32
661	Non-Participating	324143	4548998	36	32
662	Non-Participating	324143	4548968	36	32
663	Non-Participating	324142	4548930	36	32
664	Non-Participating	324141	4548896	37	32
665	Non-Participating	324138	4548860	37	32
666	Non-Participating	324139	4548810	37	33
667	Non-Participating	324137	4548779	37	33
668	Non-Participating	324135	4548742	37	33
669	Non-Participating	324135	4548711	37	33
670	Non-Participating	324135	4548671	37	33
671	Non-Participating	324401	4548267	39	35
672	Non-Participating	324597	4548239	40	36
673	Non-Participating	324631	4548241	40	36
674	Non-Participating	324665	4548241	40	36
675	Non-Participating	324710	4548239	40	36
676	Non-Participating	324750	4548241	40	36

Table B-1. Summary of Acoustic Modeling Results

Residence ID	Participant Status	UTM Coordinates (m)		Received Sound Levels (dBA)	
		Easting (X)	Northing (Y)	GE WTG Model Scenario Incorporating Noise-Reduction Technology	Combined GE and Siemens WTG Model Scenario Incorporating Noise-Reduction Technology
677	Non-Participating	324780	4548237	40	36
678	Non-Participating	325159	4548242	41	37
679	Non-Participating	325278	4548231	41	37
680	Non-Participating	325313	4548385	41	37
681	Participating	325706	4548260	43	39
682	Non-Participating	321670	4548265	34	30
683	Non-Participating	321566	4548297	34	29
684	Non-Participating	321495	4548304	34	29
685	Non-Participating	321274	4548328	33	29
686	Non-Participating	320925	4548479	32	28
687	Non-Participating	320870	4548692	32	27
688	Non-Participating	324149	4549895	34	29
689	Non-Participating	324221	4550057	34	29
690	Non-Participating	324129	4550271	33	28
691	Non-Participating	324591	4549842	35	30
692	Non-Participating	325019	4549939	35	31
693	Non-Participating	325259	4549852	35	31
694	Non-Participating	327467	4550675	37	32
695	Non-Participating	327466	4550646	37	33
696	Non-Participating	327460	4550589	37	33
697	Non-Participating	327464	4550424	37	33
698	Non-Participating	327429	4550160	38	34
699	Non-Participating	327477	4549967	39	35
700	Non-Participating	326612	4549813	38	34
701	Non-Participating	326196	4549878	37	33
702	Non-Participating	325982	4549837	37	32
703	Non-Participating	327805	4550529	38	34
704	Non-Participating	327550	4550148	38	34
705	Non-Participating	330298	4549841	46	43
706	Non-Participating	329928	4549756	46	43
707	Non-Participating	329732	4549769	46	43
708	Non-Participating	329665	4549784	47	44
709	Non-Participating	330017	4550364	46	43
710	Participating	331373	4551273	45	41
711	Participating	331529	4551274	46	42

Table B-1. Summary of Acoustic Modeling Results

Residence ID	Participant Status	UTM Coordinates (m)		Received Sound Levels (dBA)	
		Easting (X)	Northing (Y)	GE WTG Model Scenario Incorporating Noise-Reduction Technology	Combined GE and Siemens WTG Model Scenario Incorporating Noise-Reduction Technology
712	Non-Participating	331913	4551272	48	45
713	Non-Participating	332320	4550958	48	45
714	Non-Participating	332320	4550666	48	45
715	Non-Participating	332309	4550624	48	45
716	Non-Participating	332302	4550421	46	43
717	Non-Participating	332282	4550385	46	43
718	Non-Participating	331838	4549739	43	40
719	Non-Participating	332401	4550527	46	42
720	Non-Participating	334068	4551237	50	47
721	Non-Participating	335356	4551193	44	41
722	Non-Participating	335494	4549639	44	41
723	Non-Participating	334739	4549676	46	42
724	Non-Participating	334541	4549672	48	45
725	Participating	334176	4549817	46	43
726	Non-Participating	338364	4551108	51	49
727	Non-Participating	338519	4549582	50	47
728	Non-Participating	338082	4549574	50	47
729	Non-Participating	337748	4549594	49	46
730	Non-Participating	337528	4549601	50	47
731	Participating	337372	4549582	50	47
732	Participating	339093	4551088	49	46
733	Participating	339390	4551083	47	44
734	Participating	339725	4551071	46	43
735	Participating	340365	4550300	48	45
736	Participating	340380	4549706	49	46
737	Non-Participating	343459	4549428	48	45
738	Non-Participating	343540	4549399	49	46
739	Non-Participating	343661	4549401	49	46
740	Participating	343819	4549392	48	45
741	Non-Participating	344657	4549374	49	46
742	Non-Participating	344716	4549374	49	46
743	Non-Participating	345220	4550031	40	36
744	Non-Participating	344616	4550947	37	33
745	Non-Participating	344049	4550949	38	34
746	Non-Participating	342285	4550051	41	37

Table B-1. Summary of Acoustic Modeling Results

Residence ID	Participant Status	UTM Coordinates (m)		Received Sound Levels (dBA)	
		Easting (X)	Northing (Y)	GE WTG Model Scenario Incorporating Noise-Reduction Technology	Combined GE and Siemens WTG Model Scenario Incorporating Noise-Reduction Technology
747	Non-Participating	342298	4550072	41	37
748	Non-Participating	342319	4550108	41	37
749	Non-Participating	342357	4550106	41	37
750	Non-Participating	342349	4550073	41	37
751	Non-Participating	342328	4550129	41	37
752	Non-Participating	342312	4550184	41	37
753	Non-Participating	346093	4550060	37	33
754	Non-Participating	345996	4549934	38	34
755	Non-Participating	345710	4549928	39	35
756	Non-Participating	346091	4549637	38	35
757	Non-Participating	346357	4549648	37	34
758	Non-Participating	346435	4549701	37	33
759	Non-Participating	346343	4552287	31	26
760	Non-Participating	345621	4552510	32	27
761	Participating	345334	4551448	34	30
762	Non-Participating	344916	4551093	36	32
763	Non-Participating	343831	4551023	38	34
764	Non-Participating	341796	4552640	42	39
765	Non-Participating	341420	4552647	43	40
766	Non-Participating	341231	4552650	45	41
767	Non-Participating	340538	4552478	49	45
768	Non-Participating	340988	4551096	46	43
769	Participating	341319	4551086	44	41
770	Non-Participating	339390	4552701	42	39
771	Non-Participating	338863	4552527	43	40
772	Non-Participating	338943	4551157	48	45
773	Non-Participating	335779	4552808	49	47
774	Non-Participating	336219	4551254	46	43
775	Non-Participating	336279	4551238	47	44
776	Non-Participating	336428	4551233	48	45
777	Non-Participating	336658	4551230	48	45
778	Non-Participating	337198	4552027	50	49
779	Non-Participating	335544	4552809	47	45
780	Non-Participating	335086	4552816	46	44
781	Participating	334604	4552830	49	46

Table B-1. Summary of Acoustic Modeling Results

Residence ID	Participant Status	UTM Coordinates (m)		Received Sound Levels (dBA)	
		Easting (X)	Northing (Y)	GE WTG Model Scenario Incorporating Noise-Reduction Technology	Combined GE and Siemens WTG Model Scenario Incorporating Noise-Reduction Technology
782	Non-Participating	334417	4552837	49	46
783	Participating	334167	4552845	48	45
784	Non-Participating	331806	4551356	46	42
785	Non-Participating	331737	4551337	46	43
786	Non-Participating	331638	4551357	45	42
787	Participating	331579	4551434	44	41
788	Non-Participating	331379	4551368	44	40
789	Non-Participating	330794	4552021	39	35
790	Non-Participating	330821	4552404	38	34
791	Participating	330810	4552760	36	32
792	Participating	331620	4552855	37	34
793	Participating	331827	4552800	38	34
794	Non-Participating	332044	4552884	39	35
795	Non-Participating	330128	4552924	35	31
796	Non-Participating	328268	4551385	37	33
797	Non-Participating	328199	4551386	37	33
798	Non-Participating	328146	4551386	36	32
799	Non-Participating	328095	4551384	36	32
800	Non-Participating	327845	4551391	36	32
801	Non-Participating	327737	4551434	35	31
802	Non-Participating	327555	4551766	34	30
803	Non-Participating	327647	4552113	33	29
804	Non-Participating	327553	4552417	32	28
805	Non-Participating	327684	4552733	32	27
806	Non-Participating	327667	4552927	31	27
807	Non-Participating	327709	4552921	31	27
808	Non-Participating	327791	4552926	32	27
809	Non-Participating	327990	4552925	32	27
810	Non-Participating	329049	4554536	29	25
811	Non-Participating	328849	4554543	29	25
812	Non-Participating	329323	4554524	30	25
813	Non-Participating	329363	4554523	30	25
814	Non-Participating	329428	4554502	30	25
815	Non-Participating	329753	4554527	30	26
816	Non-Participating	329838	4554535	30	26

Table B-1. Summary of Acoustic Modeling Results

Residence ID	Participant Status	UTM Coordinates (m)		Received Sound Levels (dBA)	
		Easting (X)	Northing (Y)	GE WTG Model Scenario Incorporating Noise-Reduction Technology	Combined GE and Siemens WTG Model Scenario Incorporating Noise-Reduction Technology
817	Non-Participating	329942	4554522	31	26
818	Non-Participating	329980	4554521	31	26
819	Non-Participating	330025	4554432	31	26
820	Non-Participating	330092	4554534	31	26
821	Non-Participating	330223	4554533	31	27
822	Non-Participating	330257	4554540	31	27
823	Non-Participating	330309	4554532	31	27
824	Non-Participating	330409	4554537	31	27
825	Non-Participating	330443	4554581	31	27
826	Non-Participating	330787	4554788	31	27
827	Non-Participating	330789	4554758	31	27
828	Non-Participating	330829	4554715	31	27
829	Non-Participating	330831	4554789	31	27
830	Non-Participating	330891	4554574	32	27
833	Non-Participating	329949	4553445	33	29
834	Non-Participating	330737	4553179	35	31
835	Non-Participating	330861	4553111	35	31
836	Non-Participating	330522	4554746	31	26
837	Non-Participating	329914	4554586	30	26
838	Non-Participating	329837	4554588	30	26
839	Non-Participating	329726	4554638	30	26
840	Non-Participating	329689	4554606	30	26
841	Non-Participating	331064	4553013	36	32
842	Non-Participating	331559	4552957	37	33
844	Non-Participating	333988	4553441	43	39
845	Non-Participating	333662	4552929	44	40
846	Non-Participating	333567	4552949	43	40
847	Non-Participating	333512	4552940	43	40
848	Non-Participating	333449	4552930	43	39
849	Participating	333260	4552942	42	39
850	Non-Participating	332744	4552946	40	37
851	Non-Participating	335555	4554420	40	37
852	Participating	335461	4553825	44	41
853	Non-Participating	335627	4553608	47	44
854	Non-Participating	335389	4552877	46	44

Table B-1. Summary of Acoustic Modeling Results

Residence ID	Participant Status	UTM Coordinates (m)		Received Sound Levels (dBA)	
		Easting (X)	Northing (Y)	GE WTG Model Scenario Incorporating Noise-Reduction Technology	Combined GE and Siemens WTG Model Scenario Incorporating Noise-Reduction Technology
855	Non-Participating	335033	4552887	48	45
856	Participating	338473	4554335	49	46
857	Non-Participating	338758	4554278	49	46
858	Non-Participating	338335	4552809	44	42
859	Non-Participating	337288	4552832	50	48
860	Participating	337302	4553588	45	43
861	Participating	338968	4554330	48	45
862	Non-Participating	339195	4554319	49	46
867	Non-Participating	341527	4554343	36	32
868	Non-Participating	330879	4553464	34	30
869	Non-Participating	330866	4553260	35	31
870	Non-Participating	332249	4553045	39	35
871	Non-Participating	329693	4548208	43	39
872	Non-Participating	330660	4548340	41	37
873	Non-Participating	330646	4548415	42	38
874	Non-Participating	330627	4548906	47	44
875	Non-Participating	328310	4548219	49	45
876	Non-Participating	328620	4548170	50	47
877	Non-Participating	327155	4549739	39	35
878	Non-Participating	326585	4549715	38	34
879	Non-Participating	326286	4549744	37	33
880	Non-Participating	325598	4549776	36	32
881	Non-Participating	324940	4549761	35	31
882	Non-Participating	324578	4549776	35	30
883	Non-Participating	324162	4549622	35	30
884	Participating	323893	4549776	34	29
885	Non-Participating	324095	4549319	35	31
886	Non-Participating	324025	4548715	37	33
887	Non-Participating	324069	4548546	38	33
888	Non-Participating	324066	4548486	38	34
889	Non-Participating	323717	4548241	38	34
890	Non-Participating	323324	4548289	37	33
891	Non-Participating	322827	4548273	36	32
892	Non-Participating	322607	4548512	35	31
893	Non-Participating	322622	4548612	35	31

Table B-1. Summary of Acoustic Modeling Results

Residence ID	Participant Status	UTM Coordinates (m)		Received Sound Levels (dBA)	
		Easting (X)	Northing (Y)	GE WTG Model Scenario Incorporating Noise-Reduction Technology	Combined GE and Siemens WTG Model Scenario Incorporating Noise-Reduction Technology
894	Non-Participating	322758	4548686	35	31
895	Non-Participating	322328	4548295	35	31
896	Non-Participating	321961	4548273	35	30
897	Non-Participating	325604	4551373	32	28
898	Non-Participating	325822	4551340	32	28
899	Non-Participating	325783	4551374	32	28
900	Non-Participating	326374	4551127	34	29
901	Participating	326686	4551340	34	29
902	Participating	326725	4551307	34	29
903	Non-Participating	326920	4551308	34	30
904	Non-Participating	327051	4551343	34	30
905	Non-Participating	327056	4551275	34	30
906	Non-Participating	327025	4551238	34	30
907	Non-Participating	327258	4551337	35	30
908	Non-Participating	327435	4551327	35	31
909	Non-Participating	327484	4551327	35	31
910	Non-Participating	327455	4551261	35	31
911	Non-Participating	327450	4551071	36	31
912	Non-Participating	327427	4550906	36	32
913	Non-Participating	327436	4550828	36	32
914	Non-Participating	327470	4550797	36	32
915	Non-Participating	327470	4550766	36	32
916	Non-Participating	327470	4550734	36	32
917	Non-Participating	327467	4550707	37	32
918	Non-Participating	327591	4550016	39	35
919	Non-Participating	328380	4549784	42	39
920	Participating	329044	4549781	48	45
921	Non-Participating	328875	4550760	43	40
922	Participating	329125	4551305	40	37
923	Non-Participating	327557	4550536	37	33
924	Non-Participating	327532	4550473	37	33
925	Non-Participating	329361	4551173	42	38
926	Participating	330238	4551315	47	44
927	Participating	331457	4549822	47	44
928	Participating	332640	4551262	46	43

Table B-1. Summary of Acoustic Modeling Results

Residence ID	Participant Status	UTM Coordinates (m)		Received Sound Levels (dBA)	
		Easting (X)	Northing (Y)	GE WTG Model Scenario Incorporating Noise-Reduction Technology	Combined GE and Siemens WTG Model Scenario Incorporating Noise-Reduction Technology
929	Non-Participating	333065	4551262	49	46
930	Participating	333394	4551258	48	45
931	Non-Participating	333881	4551223	49	46
932	Participating	333936	4550410	51	48
933	Participating	332354	4549733	42	38
934	Non-Participating	332400	4549961	43	39
935	Participating	332394	4550395	45	42
936	Non-Participating	337187	4551151	48	45
937	Participating	337128	4550333	50	47
938	Participating	337124	4550233	50	47
939	Non-Participating	336981	4549622	47	44
940	Non-Participating	336666	4549602	46	43
941	Participating	336090	4549633	49	45
942	Non-Participating	335806	4549740	48	45
943	Non-Participating	335732	4549630	45	42
944	Non-Participating	337843	4550997	50	48
945	Non-Participating	340463	4551050	45	42
946	Non-Participating	340622	4551049	46	42
947	Non-Participating	340938	4551035	46	42
948	Non-Participating	340984	4551041	45	42
949	Non-Participating	342028	4549726	42	38
950	Non-Participating	340827	4549474	45	41
951	Non-Participating	340469	4550767	45	42
952	Non-Participating	342159	4549582	43	39
953	Non-Participating	342145	4549677	42	39
954	Non-Participating	342260	4549959	41	38
955	Non-Participating	342332	4549967	41	38
956	Non-Participating	342163	4549915	41	38
957	Non-Participating	342057	4549802	42	38
958	Non-Participating	342124	4549829	42	38
959	Non-Participating	342176	4549445	44	40
960	Non-Participating	342626	4549428	47	43
961	Non-Participating	342956	4549429	49	46
962	Non-Participating	343009	4549428	49	46
963	Non-Participating	343321	4549438	48	44

Table B-1. Summary of Acoustic Modeling Results

Residence ID	Participant Status	UTM Coordinates (m)		Received Sound Levels (dBA)	
		Easting (X)	Northing (Y)	GE WTG Model Scenario Incorporating Noise-Reduction Technology	Combined GE and Siemens WTG Model Scenario Incorporating Noise-Reduction Technology
964	Non-Participating	342582	4550858	40	36
965	Participating	342620	4550794	40	36
966	Participating	342602	4550755	40	36
967	Non-Participating	342422	4550434	40	36
968	Non-Participating	345266	4549364	45	41
969	Non-Participating	345303	4550349	38	34
970	Non-Participating	345299	4550493	37	34
971	Non-Participating	345438	4550909	36	32
972	Non-Participating	346063	4550302	36	32
973	Non-Participating	343735	4552580	38	34
974	Non-Participating	343962	4552574	36	32
975	Non-Participating	344434	4552573	34	30
976	Non-Participating	345080	4552492	33	28
977	Non-Participating	345251	4551701	34	30
978	Non-Participating	343233	4552575	42	39
979	Non-Participating	342735	4552600	48	45
980	Non-Participating	342678	4552608	48	45
981	Non-Participating	342629	4552610	48	45
982	Non-Participating	342383	4552609	47	44
983	Non-Participating	342285	4551061	41	37
984	Non-Participating	339650	4551149	46	43
985	Non-Participating	339988	4551316	45	41
986	Non-Participating	340266	4551120	45	42
988	Non-Participating	340179	4551856	46	43
989	Non-Participating	338484	4552705	44	41
990	Non-Participating	338022	4552734	46	43
991	Participating	337537	4552734	50	49
992	Participating	338053	4551185	**52**	**50**
993	Participating	338625	4551165	50	48
994	Non-Participating	337231	4552776	50	48
995	Participating	337056	4552751	51	49
996	Non-Participating	336256	4552783	**51**	49
997	Non-Participating	335814	4551259	45	42
998	Non-Participating	333955	4552793	46	43
999	Non-Participating	333247	4552825	43	39

Table B-1. Summary of Acoustic Modeling Results

Residence ID	Participant Status	UTM Coordinates (m)		Received Sound Levels (dBA)	
		Easting (X)	Northing (Y)	GE WTG Model Scenario Incorporating Noise-Reduction Technology	Combined GE and Siemens WTG Model Scenario Incorporating Noise-Reduction Technology
1000	Non-Participating	332504	4552883	40	36
1001	Non-Participating	332431	4552719	41	37
1002	Participating	333572	4551320	49	45
1003	Non-Participating	332347	4552809	40	36
1004	Participating	332375	4552653	41	37
1005	Non-Participating	332341	4552489	41	38
1006	Participating	332360	4552254	43	40
1007	Participating	332315	4552191	43	40
1008	Participating	332333	4552124	43	40
1009	Non-Participating	332356	4551748	45	42
1010	Participating	332189	4551346	45	42
1011	Non-Participating	329418	4552795	34	30
1012	Participating	329646	4552493	36	32
1013	Participating	329309	4552262	36	32
1014	Non-Participating	328956	4551998	36	32
1015	Non-Participating	328896	4552064	36	32
1016	Non-Participating	328748	4551850	36	32
1017	Non-Participating	328765	4551861	36	32
1018	Non-Participating	328570	4551633	37	33
1019	Non-Participating	328445	4551421	37	33
1020	Non-Participating	328539	4552922	33	28
1021	Non-Participating	329202	4552636	34	30
1022	Non-Participating	328641	4551375	38	34
1023	Non-Participating	327150	4552109	33	28
1024	Non-Participating	327130	4551394	34	30
1025	Non-Participating	326799	4551391	34	29
1026	Non-Participating	326655	4551404	33	29
1027	Non-Participating	326583	4551406	33	29
1028	Non-Participating	326226	4551402	33	28
1029	Non-Participating	327414	4552988	31	26
1030	Non-Participating	328216	4552980	32	28
1031	Non-Participating	328681	4552992	33	28
1032	Non-Participating	330916	4554513	32	28
1033	Non-Participating	330963	4554420	32	28
1034	Non-Participating	331114	4554336	33	28

Table B-1. Summary of Acoustic Modeling Results

Residence ID	Participant Status	UTM Coordinates (m)		Received Sound Levels (dBA)	
		Easting (X)	Northing (Y)	GE WTG Model Scenario Incorporating Noise-Reduction Technology	Combined GE and Siemens WTG Model Scenario Incorporating Noise-Reduction Technology
1035	Non-Participating	330771	4554130	32	28
1036	Non-Participating	330766	4553796	33	29
1037	Non-Participating	330441	4553797	33	29
1038	Non-Participating	330106	4553776	32	28
1039	Non-Participating	330187	4553886	32	28
1040	Non-Participating	330280	4554017	32	28
1041	Non-Participating	330353	4554120	32	28
1042	Non-Participating	330250	4554170	32	27
1043	Non-Participating	330280	4554269	32	27
1044	Non-Participating	330331	4554316	32	27
1045	Non-Participating	330306	4554410	31	27
1046	Non-Participating	330278	4554455	31	27
1047	Participating	329459	4553026	34	29
1048	Non-Participating	329617	4553116	34	29
1049	Non-Participating	329838	4553300	33	29
1050	Non-Participating	329861	4553328	33	29
1051	Non-Participating	329883	4553364	33	29
1052	Non-Participating	332341	4554015	35	31
1053	Non-Participating	331632	4554519	33	29
1054	Non-Participating	331575	4554520	33	29
1055	Non-Participating	331338	4554522	33	28
1056	Non-Participating	331187	4554514	32	28
1057	Non-Participating	331108	4554525	32	28
1058	Non-Participating	330925	4553952	33	29
1059	Non-Participating	332930	4554485	35	31
1060	Participating	333304	4554476	36	32
1061	Non-Participating	333442	4554471	36	33
1062	Non-Participating	333939	4554457	38	34
1063	Non-Participating	334052	4554462	38	34
1064	Participating	333989	4553514	42	39
1065	Non-Participating	334153	4552925	46	43
1066	Participating	335845	4552931	**51**	49
1067	Participating	336671	4552848	**53**	**52**
1068	Non-Participating	337238	4553301	49	47
1069	Non-Participating	336096	4554373	41	38

Table B-1. Summary of Acoustic Modeling Results

Residence ID	Participant Status	UTM Coordinates (m)		Received Sound Levels (dBA)	
		Easting (X)	Northing (Y)	GE WTG Model Scenario Incorporating Noise-Reduction Technology	Combined GE and Siemens WTG Model Scenario Incorporating Noise-Reduction Technology
1070	Non-Participating	337455	4554387	42	39
1071	Participating	338151	4554355	48	45
1072	Non-Participating	339437	4554302	47	44
1073	Non-Participating	339769	4554300	44	41
1074	Non-Participating	340453	4553353	40	37
1075	Non-Participating	340419	4552770	43	40
1076	Non-Participating	339439	4552768	42	39
1077	Non-Participating	340617	4552747	44	41
1078	Non-Participating	340901	4552737	45	42
1079	Non-Participating	341054	4552735	44	41
1080	Non-Participating	342026	4552772	42	38
1081	Non-Participating	342178	4552723	43	40
1082	Non-Participating	342653	4552673	47	43
1083	Non-Participating	344586	4552625	34	30
1084	Non-Participating	344586	4552646	34	30
1085	Non-Participating	344612	4552639	34	30
1086	Non-Participating	340782	4555755	36	32
1087	Non-Participating	340204	4555926	39	35
1088	Non-Participating	339006	4554402	49	46
1089	Participating	339390	4554381	49	46
1090	Non-Participating	339883	4554479	44	41
1091	Non-Participating	337357	4556003	36	33
1092	Non-Participating	337343	4555344	38	35
1093	Non-Participating	337300	4554588	41	38
1094	Non-Participating	338643	4554399	47	44
1095	Non-Participating	337226	4556019	36	32
1096	Non-Participating	336653	4554489	40	38
1097	Non-Participating	336298	4554477	40	38
1098	Non-Participating	335997	4554470	40	37
1099	Non-Participating	335315	4554491	39	36
1100	Non-Participating	334964	4554508	39	36
1101	Non-Participating	334515	4554521	38	35
1102	Non-Participating	334123	4554540	38	34
1103	Non-Participating	333734	4554542	37	33
1104	Non-Participating	333544	4554544	36	33

Table B-1. Summary of Acoustic Modeling Results

Residence ID	Participant Status	UTM Coordinates (m)		Received Sound Levels (dBA)	
		Easting (X)	Northing (Y)	GE WTG Model Scenario Incorporating Noise-Reduction Technology	Combined GE and Siemens WTG Model Scenario Incorporating Noise-Reduction Technology
1105	Non-Participating	333060	4554551	35	31
1106	Non-Participating	332408	4554564	34	30
1107	Non-Participating	331242	4554568	32	28
1108	Non-Participating	331215	4554689	32	28
1109	Non-Participating	331110	4554569	32	28
1110	Non-Participating	331038	4554583	32	28
1111	Non-Participating	330887	4554892	31	27
1112	Non-Participating	330848	4554909	31	27
1113	Non-Participating	330849	4554953	31	26
1114	Non-Participating	330933	4554960	31	27
1115	Non-Participating	330868	4555004	31	26
1116	Non-Participating	338645	4556041	42	39
1117	Non-Participating	339181	4556075	45	41
1118	Non-Participating	339529	4556102	42	39
1119	Non-Participating	320311	4542497	35	31
1120	Non-Participating	336829	4547313	37	33
1121	Non-Participating	327315	4548461	46	43
1122	Non-Participating	327279	4548745	44	40
1123	Non-Participating	327350	4549407	40	37
1124	Non-Participating	326136	4548246	46	42
1125	Non-Participating	326193	4548232	46	43
1126	Non-Participating	326244	4548227	47	43
1127	Non-Participating	326855	4548235	49	46
1128	Non-Participating	327086	4548536	45	42
1129	Non-Participating	326527	4548581	44	40
1130	Non-Participating	326559	4548659	43	40
1131	Non-Participating	326694	4548723	43	40
1132	Non-Participating	326636	4548907	42	38
1133	Non-Participating	326883	4548900	42	39
1134	Non-Participating	326729	4549232	40	36
1135	Non-Participating	326968	4549190	41	37
1136	Participating	334203	4551310	**52**	49
1137	Non-Participating	335040	4551275	45	42
1138	Non-Participating	335582	4551302	44	41
1139	Non-Participating	335590	4551507	45	42

Table B-1. Summary of Acoustic Modeling Results

Residence ID	Participant Status	UTM Coordinates (m)		Received Sound Levels (dBA)	
		Easting (X)	Northing (Y)	GE WTG Model Scenario Incorporating Noise-Reduction Technology	Combined GE and Siemens WTG Model Scenario Incorporating Noise-Reduction Technology
1140	Non-Participating	330161	4551363	46	43
1141	Participating	329902	4551368	44	40
1142	Participating	330553	4552280	38	34
1143	Non-Participating	329802	4552241	37	33
1144	Non-Participating	342810	4551491	43	40
1145	Non-Participating	342987	4551882	48	45
1146	Non-Participating	341772	4547113	37	33
1147	Non-Participating	341832	4547245	38	34
1148	Non-Participating	341858	4547169	38	34
1149	Non-Participating	342220	4549745	42	39
1150	Non-Participating	342317	4549859	42	38
1151	Non-Participating	330908	4554933	31	27
1152	Non-Participating	329561	4554522	30	26
1153	Non-Participating	330881	4554776	31	27
1154	Non-Participating	327427	4550984	36	32
1155	Non-Participating	342076	4549697	42	39
1156	Non-Participating	320849	4547418	35	30
1157	Non-Participating	324156	4547921	40	36
1158	Non-Participating	334227	4547401	36	32
1159	Non-Participating	341078	4549411	47	44
1160	Non-Participating	341818	4548630	45	42
1161	Non-Participating	339852	4546239	34	29
1162	Non-Participating	340552	4545847	33	28
1163	Non-Participating	343189	4549240	**51**	48
1164	Non-Participating	322359	4544396	44	41
1165	Non-Participating	330437	4544924	42	38
1166	Non-Participating	327939	4544794	47	43
1167	Non-Participating	323580	4541662	48	44
1168	Participating	335820	4548603	40	36
1169	Non-Participating	329895	4546591	45	42
1170	Non-Participating	341423	4554272	36	32
1171	Non-Participating	341035	4554249	37	33
1172	Non-Participating	341344	4554332	36	32
1173	Non-Participating	342092	4554315	35	31
1174	Non-Participating	341985	4554306	35	31

Table B-1. Summary of Acoustic Modeling Results

Residence ID	Participant Status	UTM Coordinates (m)		Received Sound Levels (dBA)	
		Easting (X)	Northing (Y)	GE WTG Model Scenario Incorporating Noise-Reduction Technology	Combined GE and Siemens WTG Model Scenario Incorporating Noise-Reduction Technology
1175	Non-Participating	341942	4554320	35	31
1176	Non-Participating	341792	4554335	35	31
1177	Non-Participating	342743	4554241	34	30
1178	Non-Participating	342789	4554299	34	30
1179	Non-Participating	343167	4554281	33	29
1180	Non-Participating	343696	4553873	34	29
1181	Non-Participating	343492	4553218	36	33
1182	Non-Participating	341532	4555963	33	29
1183	Non-Participating	342049	4555924	32	28
1184	Non-Participating	342068	4555858	32	28
1185	Non-Participating	341150	4555981	34	30
1186	Non-Participating	341225	4555879	34	30
1187	Non-Participating	342113	4555058	33	29
1188	Non-Participating	342110	4554996	34	29
1189	Non-Participating	327075	4553021	31	26
1190	Non-Participating	326948	4553001	31	26
1191	Non-Participating	327040	4552939	31	26
1192	Non-Participating	324684	4551405	31	26
1193	Non-Participating	324794	4551403	31	27
1194	Non-Participating	324880	4551347	31	27
1195	Non-Participating	326604	4553007	30	25
1196	Non-Participating	325314	4551480	32	27
1198	Non-Participating	324172	4550568	32	28
1199	Non-Participating	346676	4548264	41	37
1200	Non-Participating	325325	4545018	45	41
1201	Non-Participating	317577	4544267	33	29
1202	Non-Participating	317643	4544255	34	30
1203	Non-Participating	326535	4552862	30	26
1204	Non-Participating	326405	4553016	30	25
1205	Non-Participating	326334	4553014	30	25
1206	Non-Participating	325991	4553043	29	24
1207	Non-Participating	325889	4553041	29	24
1208	Non-Participating	325898	4552806	30	25
1210	Non-Participating	324180	4550778	32	27
1211	Non-Participating	324157	4550612	32	28

Table B-1. Summary of Acoustic Modeling Results

Residence ID	Participant Status	UTM Coordinates (m)		Received Sound Levels (dBA)	
		Easting (X)	Northing (Y)	GE WTG Model Scenario Incorporating Noise-Reduction Technology	Combined GE and Siemens WTG Model Scenario Incorporating Noise-Reduction Technology
1212	Non-Participating	345804	4549409	41	37
1213	Participating	329124	4548083	49	46
1214	Non-Participating	318538	4546224	37	33
1215	Non-Participating	318451	4546306	36	32
1216	Non-Participating	318449	4546415	35	32
1217	Non-Participating	318190	4546329	35	31
1218	Non-Participating	317774	4546834	31	27
1219	Non-Participating	317574	4546658	31	27
1220	Non-Participating	317593	4546448	31	27
1221	Non-Participating	317661	4546497	32	28
1222	Non-Participating	317979	4545203	36	32
1223	Non-Participating	318112	4545044	37	33
1224	Non-Participating	318433	4545023	40	36
1225	Non-Participating	322416	4543339	40	37
1226	Non-Participating	320788	4541604	34	30
1227	Participating	329030	4546496	45	42
1228	Non-Participating	318502	4545123	40	37
1229	Non-Participating	318484	4544824	40	37
1230	Non-Participating	318569	4544868	41	38
1231	Non-Participating	317700	4544256	34	30
1232	Non-Participating	317762	4544253	34	30
1233	Non-Participating	317807	4544252	34	31
1234	Non-Participating	318002	4544241	36	32
1235	Non-Participating	318090	4544416	36	33
1236	Non-Participating	318535	4544237	39	35
1238	Non-Participating	324845	4548251	40	36
1239	Non-Participating	336786	4556022	35	31
1240	Non-Participating	336635	4556815	33	29
1241	Non-Participating	336661	4556916	33	29
1242	Non-Participating	337284	4556862	34	30
1243	Non-Participating	337286	4556825	34	30
1244	Non-Participating	337922	4556940	34	31
1245	Non-Participating	337665	4556806	34	30
1246	Non-Participating	338995	4556695	37	34
1247	Non-Participating	338910	4556822	36	33

Table B-1. Summary of Acoustic Modeling Results

Residence ID	Participant Status	UTM Coordinates (m)		Received Sound Levels (dBA)	
		Easting (X)	Northing (Y)	GE WTG Model Scenario Incorporating Noise-Reduction Technology	Combined GE and Siemens WTG Model Scenario Incorporating Noise-Reduction Technology
1248	Non-Participating	340500	4556494	35	31
1250	Non-Participating	341025	4556765	32	28
1251	Non-Participating	342241	4556614	30	26
1252	Non-Participating	338411	4554911	44	41
1253	Non-Participating	337240	4554962	39	36
1254	Non-Participating	335761	4556091	34	30
1255	Non-Participating	335762	4556157	34	30
1256	Non-Participating	331078	4554617	32	28
1257	Non-Participating	330869	4554579	32	27
1258	Non-Participating	330850	4554577	32	27
1259	Non-Participating	330822	4554580	32	27
1260	Non-Participating	330826	4554612	32	27
1261	Non-Participating	330826	4554646	31	27
1262	Non-Participating	330721	4554629	31	27
1263	Non-Participating	330740	4554661	31	27
1264	Non-Participating	330755	4554738	31	27
1265	Non-Participating	330549	4554592	31	27
1266	Non-Participating	330596	4554590	31	27
1267	Participating	330045	4553367	33	29
1268	Non-Participating	330327	4553853	33	28
1269	Non-Participating	330356	4553854	33	28
1270	Non-Participating	330357	4553787	33	28
1271	Non-Participating	330267	4553787	33	28
1272	Non-Participating	330225	4553786	33	28
1273	Non-Participating	330167	4553795	32	28
1274	Non-Participating	330149	4553839	32	28
1275	Non-Participating	330374	4554536	31	27
1276	Non-Participating	330409	4554506	31	27
1277	Non-Participating	330371	4554452	31	27
1278	Non-Participating	330405	4554452	31	27
1279	Non-Participating	330440	4554443	31	27
1280	Non-Participating	330470	4554447	31	27
1281	Non-Participating	330509	4554445	32	27
1282	Non-Participating	330507	4554476	31	27
1283	Non-Participating	330473	4554503	31	27

Table B-1. Summary of Acoustic Modeling Results

Residence ID	Participant Status	UTM Coordinates (m)		Received Sound Levels (dBA)	
		Easting (X)	Northing (Y)	GE WTG Model Scenario Incorporating Noise-Reduction Technology	Combined GE and Siemens WTG Model Scenario Incorporating Noise-Reduction Technology
1284	Non-Participating	330503	4554502	31	27
1285	Non-Participating	330503	4554541	31	27
1286	Non-Participating	330474	4554545	31	27
1287	Non-Participating	330553	4554542	31	27
1288	Non-Participating	330560	4554519	31	27
1289	Non-Participating	330555	4554502	31	27
1290	Non-Participating	330608	4554493	32	27
1291	Non-Participating	330339	4554480	31	27
1292	Non-Participating	330315	4554451	31	27
1293	Non-Participating	330409	4554407	31	27
1294	Non-Participating	330447	4554409	31	27
1295	Non-Participating	330482	4554407	32	27
1296	Non-Participating	330514	4554414	32	27
1297	Non-Participating	330501	4554330	32	27
1298	Non-Participating	330439	4554313	32	27
1299	Non-Participating	330407	4554258	32	27
1300	Non-Participating	330400	4554206	32	27
1301	Non-Participating	330430	4554205	32	28
1302	Non-Participating	330456	4554258	32	27
1303	Non-Participating	330343	4554175	32	27
1304	Non-Participating	330373	4554219	32	27
1305	Non-Participating	330330	4554087	32	28
1306	Non-Participating	330312	4554067	32	28
1307	Non-Participating	330294	4554035	32	28
1308	Non-Participating	330331	4553999	32	28
1309	Non-Participating	330345	4554026	32	28
1310	Non-Participating	330393	4554094	32	28
1311	Non-Participating	330407	4554109	32	28
1312	Non-Participating	330425	4554134	32	28
1313	Non-Participating	330485	4554130	32	28
1314	Non-Participating	330499	4554112	32	28
1315	Non-Participating	330464	4554077	32	28
1316	Non-Participating	330499	4554075	32	28
1317	Non-Participating	330403	4554015	32	28
1318	Non-Participating	330504	4554036	32	28

Table B-1. Summary of Acoustic Modeling Results

Residence ID	Participant Status	UTM Coordinates (m)		Received Sound Levels (dBA)	
		Easting (X)	Northing (Y)	GE WTG Model Scenario Incorporating Noise-Reduction Technology	Combined GE and Siemens WTG Model Scenario Incorporating Noise-Reduction Technology
1319	Non-Participating	330545	4554041	32	28
1320	Non-Participating	330575	4553997	33	28
1321	Non-Participating	330633	4553997	33	28
1322	Non-Participating	330638	4553963	33	28
1323	Non-Participating	330608	4553962	33	28
1324	Non-Participating	330633	4554034	33	28
1325	Non-Participating	330587	4554033	32	28
1326	Non-Participating	330552	4554076	32	28
1327	Non-Participating	330550	4554134	32	28
1328	Non-Participating	330638	4554098	32	28
1329	Non-Participating	330717	4554031	33	28
1330	Non-Participating	330694	4553999	33	28
1331	Non-Participating	330683	4553919	33	29
1332	Non-Participating	330709	4553914	33	29
1333	Non-Participating	330705	4553890	33	29
1334	Non-Participating	330678	4553890	33	29
1335	Non-Participating	330749	4554031	33	28
1336	Non-Participating	330772	4554050	33	28
1337	Non-Participating	330686	4554073	32	28
1338	Non-Participating	330683	4554031	33	28
1339	Non-Participating	330745	4554122	32	28
1340	Non-Participating	330824	4554234	32	28
1341	Non-Participating	330770	4554176	32	28
1342	Non-Participating	330778	4554226	32	28
1343	Non-Participating	330780	4554256	32	28
1344	Non-Participating	330746	4554263	32	28
1345	Non-Participating	330723	4554268	32	28
1346	Non-Participating	330694	4554270	32	28
1347	Non-Participating	330691	4554252	32	28
1348	Non-Participating	330683	4554229	32	28
1349	Non-Participating	330694	4554200	32	28
1350	Non-Participating	330688	4554164	32	28
1351	Non-Participating	330720	4554161	32	28
1352	Non-Participating	330648	4554168	32	28
1353	Non-Participating	330650	4554192	32	28

Table B-1. Summary of Acoustic Modeling Results

Residence ID	Participant Status	UTM Coordinates (m)		Received Sound Levels (dBA)	
		Easting (X)	Northing (Y)	GE WTG Model Scenario Incorporating Noise-Reduction Technology	Combined GE and Siemens WTG Model Scenario Incorporating Noise-Reduction Technology
1354	Non-Participating	330650	4554211	32	28
1355	Non-Participating	330606	4554200	32	28
1356	Non-Participating	330603	4554166	32	28
1357	Non-Participating	330547	4554175	32	28
1358	Non-Participating	330552	4554195	32	28
1359	Non-Participating	330563	4554214	32	28
1360	Non-Participating	330607	4554233	32	28
1361	Non-Participating	330644	4554230	32	28
1362	Non-Participating	330648	4554276	32	28
1363	Non-Participating	330649	4554249	32	28
1364	Non-Participating	330605	4554252	32	28
1365	Non-Participating	330547	4554255	32	28
1366	Non-Participating	330552	4554278	32	28
1367	Non-Participating	330581	4554278	32	28
1368	Non-Participating	330504	4554171	32	28
1369	Non-Participating	330505	4554209	32	28
1370	Non-Participating	330559	4554310	32	27
1371	Non-Participating	330590	4554345	32	27
1372	Non-Participating	330547	4554400	32	27
1373	Non-Participating	330650	4554404	32	27
1374	Non-Participating	330646	4554324	32	28
1375	Non-Participating	330643	4554380	32	27
1376	Non-Participating	330703	4554321	32	28
1377	Non-Participating	330696	4554365	32	28
1378	Non-Participating	330694	4554395	32	27
1379	Non-Participating	330775	4554401	32	28
1380	Non-Participating	330776	4554347	32	28
1381	Non-Participating	330726	4554343	32	28
1382	Non-Participating	330783	4554299	32	28
1383	Non-Participating	330918	4554315	32	28
1384	Non-Participating	330827	4554304	32	28
1385	Non-Participating	330822	4554408	32	28
1386	Non-Participating	330852	4554402	32	28
1387	Non-Participating	330916	4554399	32	28
1388	Non-Participating	330920	4554363	32	28

Table B-1. Summary of Acoustic Modeling Results

Residence ID	Participant Status	UTM Coordinates (m)		Received Sound Levels (dBA)	
		Easting (X)	Northing (Y)	GE WTG Model Scenario Incorporating Noise-Reduction Technology	Combined GE and Siemens WTG Model Scenario Incorporating Noise-Reduction Technology
1389	Non-Participating	330892	4554363	32	28
1390	Non-Participating	330971	4554388	32	28
1391	Non-Participating	330959	4554363	32	28
1392	Non-Participating	330995	4554333	32	28
1393	Non-Participating	331026	4554396	32	28
1394	Non-Participating	331050	4554381	32	28
1395	Non-Participating	331021	4554267	33	28
1396	Non-Participating	330859	4554186	33	28
1397	Non-Participating	330848	4554106	33	28
1398	Non-Participating	330481	4553914	33	28
1399	Non-Participating	330618	4553922	33	29
1400	Non-Participating	330539	4553919	33	28
1401	Non-Participating	330436	4553931	32	28
1402	Non-Participating	330644	4553875	33	29
1403	Non-Participating	330615	4553845	33	29
1404	Non-Participating	330277	4554137	32	27
1405	Non-Participating	330696	4554473	32	27
1406	Non-Participating	330706	4554500	32	27
1407	Non-Participating	330730	4554525	32	27
1408	Non-Participating	330788	4554529	32	27
1409	Non-Participating	330783	4554477	32	27
1410	Non-Participating	330754	4554446	32	27
1411	Non-Participating	330709	4554438	32	27
1412	Non-Participating	330825	4554444	32	28
1413	Non-Participating	330878	4554439	32	28
1414	Non-Participating	330923	4554441	32	28
1415	Non-Participating	330924	4554472	32	28
1416	Non-Participating	330830	4554478	32	27
1417	Non-Participating	330827	4554504	32	27
1418	Non-Participating	330825	4554533	32	27
1419	Non-Participating	331267	4554511	32	28
1420	Non-Participating	332352	4553004	39	35
1421	Non-Participating	343910	4553445	34	30
1422	Non-Participating	343959	4553442	34	30
1423	Non-Participating	344387	4553326	33	29

Table B-1. Summary of Acoustic Modeling Results

Residence ID	Participant Status	UTM Coordinates (m)		Received Sound Levels (dBA)	
		Easting (X)	Northing (Y)	GE WTG Model Scenario Incorporating Noise-Reduction Technology	Combined GE and Siemens WTG Model Scenario Incorporating Noise-Reduction Technology
1424	Non-Participating	344372	4553276	33	29
1425	Non-Participating	344316	4553183	34	29
1426	Non-Participating	342899	4551467	43	39
1427	Participating	341544	4551116	43	39
1428	Non-Participating	339980	4551421	45	41
1429	Non-Participating	335836	4551191	45	42
1430	Participating	334639	4551301	50	47
1431	Participating	332347	4552611	41	37
1432	Non-Participating	332250	4552338	42	38
1434	Non-Participating	323506	4549874	33	29
1435	Non-Participating	323408	4549871	33	28
1436	Non-Participating	327436	4549877	39	35
1437	Non-Participating	329846	4549767	46	43
1438	Participating	333016	4549766	42	38
1439	Participating	333415	4549717	43	39
1440	Participating	333793	4549704	45	41
1441	Non-Participating	336566	4549628	46	43
1442	Non-Participating	336519	4551173	49	46
1443	Participating	339326	4549536	48	45
1444	Non-Participating	342126	4549861	42	38
1445	Non-Participating	342167	4549891	42	38
1446	Non-Participating	342204	4549829	42	38
1447	Non-Participating	342194	4549811	42	38
1448	Non-Participating	342183	4549770	42	38
1449	Non-Participating	342214	4549848	42	38
1450	Non-Participating	342219	4549868	42	38
1451	Non-Participating	342231	4549891	42	38
1452	Non-Participating	342242	4549911	42	38
1453	Non-Participating	342397	4549892	42	38
1454	Non-Participating	342349	4549889	42	38
1455	Non-Participating	342305	4549914	42	38
1456	Non-Participating	342276	4549883	42	38
1457	Non-Participating	342246	4549815	42	38
1458	Non-Participating	342250	4549794	42	38
1459	Non-Participating	342240	4549768	42	39

Table B-1. Summary of Acoustic Modeling Results

Residence ID	Participant Status	UTM Coordinates (m)		Received Sound Levels (dBA)	
		Easting (X)	Northing (Y)	GE WTG Model Scenario Incorporating Noise-Reduction Technology	Combined GE and Siemens WTG Model Scenario Incorporating Noise-Reduction Technology
1460	Non-Participating	342258	4549735	42	39
1461	Non-Participating	342192	4549669	43	39
1462	Non-Participating	342178	4549621	43	39
1463	Non-Participating	342156	4549704	42	39
1464	Non-Participating	342143	4549726	42	39
1465	Non-Participating	342104	4549763	42	38
1466	Non-Participating	342210	4549928	41	38
1467	Non-Participating	342204	4549901	42	38
1468	Non-Participating	345159	4550116	40	36
1469	Non-Participating	345296	4550172	39	35
1470	Non-Participating	346533	4548289	42	38
1471	Non-Participating	341762	4547819	40	36
1472	Non-Participating	341731	4547798	40	36
1473	Non-Participating	341711	4547811	40	36
1474	Non-Participating	341685	4547820	40	36
1475	Non-Participating	341651	4547832	40	36
1476	Non-Participating	341638	4547808	40	36
1477	Non-Participating	341599	4547814	40	36
1478	Non-Participating	341580	4547817	40	36
1479	Non-Participating	341555	4547821	40	36
1480	Non-Participating	341524	4547808	40	36
1481	Non-Participating	341498	4547823	40	36
1482	Non-Participating	341491	4547795	40	36
1483	Non-Participating	341447	4547812	40	36
1484	Non-Participating	341458	4547847	40	36
1485	Non-Participating	341420	4547860	40	36
1486	Non-Participating	341382	4547842	40	36
1487	Non-Participating	341360	4547858	40	36
1488	Non-Participating	341339	4547863	40	36
1489	Non-Participating	341320	4547869	40	36
1490	Non-Participating	341293	4547880	40	36
1491	Non-Participating	341265	4547887	40	37
1492	Non-Participating	341281	4547927	40	37
1493	Non-Participating	341289	4547949	41	37
1494	Non-Participating	341324	4547951	41	37

Table B-1. Summary of Acoustic Modeling Results

Residence ID	Participant Status	UTM Coordinates (m)		Received Sound Levels (dBA)	
		Easting (X)	Northing (Y)	GE WTG Model Scenario Incorporating Noise-Reduction Technology	Combined GE and Siemens WTG Model Scenario Incorporating Noise-Reduction Technology
1495	Non-Participating	341390	4547903	40	37
1496	Non-Participating	341359	4547941	41	37
1497	Non-Participating	341396	4547943	41	37
1498	Non-Participating	341430	4547972	41	37
1499	Non-Participating	341433	4548033	41	38
1500	Non-Participating	341413	4548141	42	39
1501	Non-Participating	341457	4548138	42	39
1502	Non-Participating	341480	4548173	43	39
1503	Non-Participating	341429	4547885	40	37
1504	Non-Participating	341472	4547885	40	37
1505	Non-Participating	341478	4547904	40	37
1506	Non-Participating	341455	4547940	41	37
1507	Non-Participating	341469	4547961	41	37
1508	Non-Participating	341496	4547959	41	37
1509	Non-Participating	341490	4547936	41	37
1510	Non-Participating	341503	4547975	41	37
1511	Non-Participating	341551	4547950	41	37
1512	Non-Participating	341542	4547924	41	37
1513	Non-Participating	341537	4547902	40	37
1514	Non-Participating	341530	4547863	40	37
1515	Non-Participating	341571	4547865	40	37
1516	Non-Participating	341592	4547864	40	37
1517	Non-Participating	341616	4547861	40	37
1518	Non-Participating	341628	4547905	41	37
1519	Non-Participating	341634	4547925	41	37
1520	Non-Participating	341593	4547925	41	37
1521	Non-Participating	341674	4547866	40	37
1522	Non-Participating	341706	4547894	40	37
1523	Non-Participating	341727	4547865	40	37
1524	Non-Participating	341781	4547867	40	37
1525	Non-Participating	341801	4547949	41	37
1526	Non-Participating	341810	4548002	41	37
1527	Non-Participating	341839	4548007	41	37
1528	Non-Participating	341808	4548057	41	38
1529	Non-Participating	341725	4548033	41	38

Table B-1. Summary of Acoustic Modeling Results

Residence ID	Participant Status	UTM Coordinates (m)		Received Sound Levels (dBA)	
		Easting (X)	Northing (Y)	GE WTG Model Scenario Incorporating Noise-Reduction Technology	Combined GE and Siemens WTG Model Scenario Incorporating Noise-Reduction Technology
1530	Non-Participating	341696	4547981	41	37
1531	Non-Participating	341680	4547926	41	37
1532	Non-Participating	341651	4547940	41	37
1533	Non-Participating	341611	4547956	41	37
1534	Non-Participating	341666	4548000	41	37
1535	Non-Participating	341636	4548007	41	37
1536	Non-Participating	341602	4547984	41	37
1537	Non-Participating	341571	4547989	41	37
1538	Non-Participating	341578	4548015	41	38
1539	Non-Participating	341576	4548040	41	38
1540	Non-Participating	341515	4547993	41	37
1541	Non-Participating	341520	4548011	41	38
1542	Non-Participating	341531	4548028	41	38
1543	Non-Participating	341489	4548045	41	38
1544	Non-Participating	341507	4548073	42	38
1545	Non-Participating	341553	4548096	42	38
1546	Non-Participating	341598	4548059	41	38
1547	Non-Participating	341604	4548080	42	38
1548	Non-Participating	341627	4548076	42	38
1549	Non-Participating	341670	4548030	41	38
1550	Non-Participating	341677	4548057	41	38
1551	Non-Participating	341614	4548107	42	38
1552	Non-Participating	341614	4548134	42	38
1553	Non-Participating	341560	4548120	42	38
1554	Non-Participating	341563	4548143	42	39
1555	Non-Participating	341573	4548168	42	39
1556	Non-Participating	341566	4548212	43	39
1557	Participating	341526	4548250	43	40
1558	Non-Participating	341632	4548157	42	39
1559	Non-Participating	341639	4548183	42	39
1560	Non-Participating	341640	4548205	43	39
1561	Non-Participating	341728	4548177	42	39
1562	Non-Participating	341719	4548159	42	38
1563	Non-Participating	341718	4548131	42	38
1564	Non-Participating	341733	4548101	42	38

Table B-1. Summary of Acoustic Modeling Results

Residence ID	Participant Status	UTM Coordinates (m)		Received Sound Levels (dBA)	
		Easting (X)	Northing (Y)	GE WTG Model Scenario Incorporating Noise-Reduction Technology	Combined GE and Siemens WTG Model Scenario Incorporating Noise-Reduction Technology
1565	Non-Participating	341750	4548127	42	38
1566	Non-Participating	341761	4548161	42	38
1567	Non-Participating	341734	4548215	42	39
1568	Non-Participating	341671	4548235	43	39
1569	Non-Participating	341603	4548251	43	40
1570	Non-Participating	341622	4548284	43	40
1571	Non-Participating	341627	4548305	43	40
1572	Non-Participating	341635	4548319	44	40
1573	Non-Participating	341639	4548340	44	40
1574	Non-Participating	341653	4548360	44	40
1575	Non-Participating	341662	4548269	43	40
1576	Non-Participating	341731	4548261	43	39
1577	Non-Participating	341770	4548294	43	39
1578	Non-Participating	341783	4548332	43	40
1579	Non-Participating	341777	4548369	43	40
1580	Non-Participating	341735	4548324	43	40
1581	Non-Participating	341739	4548344	43	40
1582	Non-Participating	341749	4548376	44	40
1583	Non-Participating	341685	4548318	43	40
1584	Non-Participating	341675	4548298	43	40
1585	Non-Participating	341710	4548339	43	40
1586	Non-Participating	341834	4548291	43	39
1587	Non-Participating	341241	4547855	40	36
1588	Non-Participating	341228	4547826	40	36
1589	Non-Participating	341282	4547837	40	36
1590	Non-Participating	341309	4547824	40	36
1591	Non-Participating	341349	4547817	40	36
1592	Non-Participating	340772	4548112	41	37
1593	Non-Participating	340760	4547903	39	36
1594	Non-Participating	340941	4547824	39	36
1595	Non-Participating	341018	4547767	39	35
1596	Non-Participating	330665	4549577	47	43
1597	Non-Participating	329313	4548221	46	42
1598	Non-Participating	326307	4548233	47	44
1599	Non-Participating	325071	4548101	41	37

Table B-1. Summary of Acoustic Modeling Results

Residence ID	Participant Status	UTM Coordinates (m)		Received Sound Levels (dBA)	
		Easting (X)	Northing (Y)	GE WTG Model Scenario Incorporating Noise-Reduction Technology	Combined GE and Siemens WTG Model Scenario Incorporating Noise-Reduction Technology
1600	Non-Participating	322586	4548701	35	30
1601	Non-Participating	322555	4549471	33	28
1602	Non-Participating	321420	4548294	33	29
1604	Non-Participating	320871	4549149	31	26
1605	Non-Participating	320969	4549313	31	26
1606	Non-Participating	320772	4548167	33	28
1607	Non-Participating	320720	4548189	33	28
1608	Participating	327701	4546799	48	45
1609	Non-Participating	330111	4546547	44	41
1610	Non-Participating	330128	4546545	44	41
1611	Non-Participating	330166	4546546	44	40
1612	Non-Participating	330195	4546544	44	40
1613	Non-Participating	330223	4546543	44	40
1614	Non-Participating	330263	4546535	43	40
1615	Non-Participating	330289	4546534	43	40
1616	Non-Participating	330314	4546537	43	39
1617	Non-Participating	330343	4546534	43	39
1618	Non-Participating	330369	4546533	43	39
1619	Non-Participating	330391	4546533	42	39
1620	Non-Participating	330424	4546529	42	39
1621	Non-Participating	330466	4546525	42	38
1622	Non-Participating	330494	4546525	42	38
1623	Non-Participating	330520	4546522	42	38
1624	Non-Participating	330535	4546522	41	38
1625	Non-Participating	330576	4546519	41	38
1626	Non-Participating	330607	4546513	41	37
1627	Non-Participating	330622	4546529	41	37
1628	Non-Participating	330580	4546558	41	37
1629	Non-Participating	330344	4546575	42	39
1630	Non-Participating	330311	4546570	43	39
1631	Non-Participating	330307	4546634	42	39
1632	Non-Participating	330350	4546604	42	39
1633	Non-Participating	330306	4546664	42	39
1634	Non-Participating	330354	4546763	42	38
1635	Non-Participating	330426	4546762	41	37

Table B-1. Summary of Acoustic Modeling Results

Residence ID	Participant Status	UTM Coordinates (m)		Received Sound Levels (dBA)	
		Easting (X)	Northing (Y)	GE WTG Model Scenario Incorporating Noise-Reduction Technology	Combined GE and Siemens WTG Model Scenario Incorporating Noise-Reduction Technology
1636	Non-Participating	330429	4546695	41	38
1637	Non-Participating	330411	4546861	41	37
1638	Non-Participating	330464	4546695	41	37
1639	Non-Participating	330507	4546760	41	37
1640	Non-Participating	330542	4546771	41	37
1641	Non-Participating	330570	4546767	40	37
1642	Non-Participating	330594	4546807	40	36
1643	Non-Participating	330477	4546806	41	37
1644	Non-Participating	330614	4546693	40	37
1645	Non-Participating	330615	4546747	40	36
1646	Non-Participating	330476	4546617	41	38
1647	Non-Participating	330471	4546584	42	38
1648	Non-Participating	330419	4546573	42	38
1649	Non-Participating	330617	4546582	41	37
1650	Non-Participating	330617	4546604	41	37
1651	Non-Participating	330622	4546644	41	37
1652	Non-Participating	330625	4546668	40	37
1653	Non-Participating	330668	4546724	40	36
1654	Non-Participating	330665	4546674	40	36
1655	Non-Participating	330744	4546768	40	36
1656	Non-Participating	330771	4546769	39	36
1657	Non-Participating	330817	4546767	39	35
1658	Non-Participating	330852	4546762	39	35
1659	Non-Participating	330793	4546818	39	35
1660	Non-Participating	330752	4546816	39	36
1661	Non-Participating	330681	4546812	40	36
1662	Non-Participating	331192	4546613	38	34
1663	Non-Participating	331170	4546626	38	34
1664	Non-Participating	331151	4546638	38	34
1665	Non-Participating	331135	4546661	38	34
1666	Non-Participating	331277	4546529	38	34
1667	Non-Participating	330530	4546659	41	37
1668	Non-Participating	330459	4546656	41	38
1669	Non-Participating	330310	4546770	42	38
1670	Non-Participating	330805	4546706	39	36

Table B-1. Summary of Acoustic Modeling Results

Residence ID	Participant Status	UTM Coordinates (m)		Received Sound Levels (dBA)	
		Easting (X)	Northing (Y)	GE WTG Model Scenario Incorporating Noise-Reduction Technology	Combined GE and Siemens WTG Model Scenario Incorporating Noise-Reduction Technology
1671	Non-Participating	330854	4546705	39	35
1672	Non-Participating	330855	4546670	39	35
1673	Non-Participating	330856	4546650	39	35
1674	Non-Participating	330854	4546629	39	35
1675	Non-Participating	330854	4546611	39	36
1676	Non-Participating	330859	4546586	39	36
1677	Non-Participating	330861	4546542	40	36
1678	Non-Participating	330860	4546511	40	36
1679	Non-Participating	330839	4546510	40	36
1680	Non-Participating	330823	4546508	40	36
1681	Non-Participating	330755	4546517	40	36
1682	Non-Participating	330719	4546512	40	37
1683	Non-Participating	330706	4546541	40	37
1684	Non-Participating	330659	4546536	41	37
1685	Non-Participating	330660	4546574	41	37
1686	Non-Participating	330664	4546602	40	37
1687	Non-Participating	330667	4546629	40	37
1688	Non-Participating	330889	4546514	39	36
1689	Non-Participating	330907	4546503	39	35
1690	Non-Participating	330926	4546504	39	35
1691	Non-Participating	330923	4546533	39	35
1692	Non-Participating	330888	4546533	39	36
1693	Non-Participating	330887	4546597	39	35
1694	Non-Participating	330912	4546563	39	35
1695	Non-Participating	330929	4546590	39	35
1696	Non-Participating	330924	4546621	39	35
1697	Non-Participating	330925	4546645	39	35
1698	Non-Participating	330890	4546670	39	35
1699	Non-Participating	330928	4546673	39	35
1700	Non-Participating	330959	4546679	39	35
1701	Non-Participating	330956	4546638	39	35
1702	Non-Participating	330955	4546607	39	35
1703	Non-Participating	330955	4546586	39	35
1704	Non-Participating	330956	4546558	39	35
1705	Non-Participating	330999	4546562	39	35

Table B-1. Summary of Acoustic Modeling Results

Residence ID	Participant Status	UTM Coordinates (m)		Received Sound Levels (dBA)	
		Easting (X)	Northing (Y)	GE WTG Model Scenario Incorporating Noise-Reduction Technology	Combined GE and Siemens WTG Model Scenario Incorporating Noise-Reduction Technology
1706	Non-Participating	331022	4546577	39	35
1707	Non-Participating	331022	4546627	39	35
1708	Non-Participating	330978	4546504	39	35
1709	Non-Participating	330946	4546504	39	35
1710	Non-Participating	331009	4546500	39	35
1711	Non-Participating	331058	4546535	39	35
1712	Non-Participating	331050	4546506	39	35
1713	Non-Participating	331078	4546523	39	35
1714	Non-Participating	331100	4546524	38	34
1715	Non-Participating	331063	4546495	39	35
1716	Non-Participating	331078	4546500	39	35
1717	Non-Participating	331103	4546494	38	34
1718	Non-Participating	331143	4546491	38	34
1719	Non-Participating	331161	4546490	38	34
1720	Non-Participating	331189	4546493	38	34
1721	Non-Participating	331135	4546536	38	34
1722	Non-Participating	330785	4546550	40	36
1723	Non-Participating	332700	4547111	35	31
1724	Non-Participating	340767	4546325	34	30
1725	Non-Participating	340798	4546306	34	30
1726	Non-Participating	340766	4546265	34	30
1727	Non-Participating	340703	4546276	34	30
1728	Non-Participating	340820	4546239	34	30
1729	Non-Participating	340898	4546260	34	30
1730	Non-Participating	340926	4546210	34	30
1731	Non-Participating	340968	4546219	34	30
1732	Non-Participating	340907	4546302	34	30
1733	Non-Participating	340938	4546291	34	30
1734	Non-Participating	340965	4546265	34	30
1735	Non-Participating	341008	4546250	34	30
1736	Non-Participating	340995	4546317	34	30
1737	Non-Participating	341220	4546872	36	32
1738	Non-Participating	341089	4546931	36	32
1739	Non-Participating	341143	4547051	36	32
1740	Non-Participating	341182	4547096	37	33

Table B-1. Summary of Acoustic Modeling Results

Residence ID	Participant Status	UTM Coordinates (m)		Received Sound Levels (dBA)	
		Easting (X)	Northing (Y)	GE WTG Model Scenario Incorporating Noise-Reduction Technology	Combined GE and Siemens WTG Model Scenario Incorporating Noise-Reduction Technology
1741	Non-Participating	341186	4547119	37	33
1742	Non-Participating	341195	4547151	37	33
1743	Non-Participating	341215	4547205	37	33
1744	Non-Participating	342290	4547061	38	35
1745	Non-Participating	342255	4547074	38	35
1746	Non-Participating	342205	4547096	38	34
1747	Non-Participating	342176	4547117	38	34
1748	Non-Participating	342130	4547143	38	34
1749	Non-Participating	342339	4547091	39	35
1750	Non-Participating	342312	4547117	39	35
1751	Non-Participating	342291	4547123	39	35
1752	Non-Participating	342262	4547134	39	35
1753	Non-Participating	342214	4547158	39	35
1754	Non-Participating	342142	4547193	39	35
1755	Non-Participating	342117	4547202	38	35
1756	Non-Participating	342088	4547213	38	35
1757	Non-Participating	342061	4547226	38	35
1758	Non-Participating	342101	4547292	39	35
1759	Non-Participating	342133	4547270	39	35
1760	Non-Participating	342176	4547255	39	35
1761	Non-Participating	342222	4547227	39	35
1762	Non-Participating	342265	4547195	39	35
1763	Non-Participating	341913	4547186	38	34
1764	Non-Participating	341861	4547204	38	34
1765	Non-Participating	341796	4547170	38	34
1766	Non-Participating	342023	4547245	38	35
1767	Non-Participating	342018	4547300	39	35
1768	Non-Participating	341222	4547259	37	33
1769	Non-Participating	341263	4547321	38	34
1770	Non-Participating	341270	4547354	38	34
1771	Non-Participating	341820	4547207	38	34
1772	Non-Participating	341918	4547225	38	34
1773	Non-Participating	341979	4547255	38	34
1774	Non-Participating	341967	4547220	38	34
1775	Non-Participating	342010	4547172	38	34

Table B-1. Summary of Acoustic Modeling Results

Residence ID	Participant Status	UTM Coordinates (m)		Received Sound Levels (dBA)	
		Easting (X)	Northing (Y)	GE WTG Model Scenario Incorporating Noise-Reduction Technology	Combined GE and Siemens WTG Model Scenario Incorporating Noise-Reduction Technology
1776	Non-Participating	342007	4547207	38	34
1777	Non-Participating	341120	4547769	39	36
1778	Non-Participating	341129	4547751	39	35
1779	Non-Participating	341156	4547748	39	35
1780	Non-Participating	341177	4547729	39	35
1781	Non-Participating	341215	4547709	39	35
1782	Non-Participating	341236	4547706	39	35
1783	Non-Participating	341252	4547700	39	35
1784	Non-Participating	341276	4547689	39	35
1786	Non-Participating	341299	4547676	39	35
1787	Non-Participating	341326	4547672	39	35
1788	Non-Participating	341173	4547789	40	36
1789	Non-Participating	341182	4547784	39	36
1790	Non-Participating	341197	4547779	39	36
1791	Non-Participating	341246	4547761	39	36
1792	Non-Participating	341252	4547788	40	36
1793	Non-Participating	341272	4547776	40	36
1794	Non-Participating	341288	4547737	39	36
1795	Non-Participating	341309	4547729	39	36
1796	Non-Participating	341330	4547722	39	36
1797	Non-Participating	341343	4547778	40	36
1798	Non-Participating	341373	4547803	40	36
1799	Non-Participating	341351	4547744	39	36
1800	Non-Participating	341397	4547689	39	35
1801	Non-Participating	341421	4547748	40	36
1802	Non-Participating	341433	4547775	40	36
1803	Non-Participating	341470	4547742	40	36
1804	Non-Participating	341471	4547677	39	35
1805	Non-Participating	341503	4547655	39	35
1806	Non-Participating	341528	4547643	39	35
1807	Non-Participating	341543	4547683	39	35
1808	Non-Participating	341545	4547706	39	36
1809	Non-Participating	341563	4547727	40	36
1810	Non-Participating	341536	4547782	40	36
1811	Non-Participating	341562	4547775	40	36

Table B-1. Summary of Acoustic Modeling Results

Residence ID	Participant Status	UTM Coordinates (m)		Received Sound Levels (dBA)	
		Easting (X)	Northing (Y)	GE WTG Model Scenario Incorporating Noise-Reduction Technology	Combined GE and Siemens WTG Model Scenario Incorporating Noise-Reduction Technology
1812	Non-Participating	341587	4547761	40	36
1813	Non-Participating	341613	4547755	40	36
1814	Non-Participating	341794	4547759	40	36
1815	Non-Participating	341784	4547733	40	36
1816	Non-Participating	341705	4547567	39	35
1817	Non-Participating	341716	4547559	39	35
1818	Non-Participating	341736	4547542	39	35
1819	Non-Participating	341752	4547541	39	35
1820	Non-Participating	341767	4547534	39	35
1821	Non-Participating	341790	4547528	39	35
1822	Non-Participating	341803	4547520	39	35
1823	Non-Participating	341836	4547496	39	35
1824	Non-Participating	341678	4547527	39	35
1825	Non-Participating	341695	4547513	39	35
1826	Non-Participating	341716	4547510	39	35
1827	Non-Participating	341735	4547496	39	35
1828	Non-Participating	341756	4547487	39	35
1829	Non-Participating	341769	4547477	39	35
1830	Non-Participating	341786	4547474	39	35
1831	Non-Participating	341809	4547465	39	35
1832	Non-Participating	341748	4547409	38	34
1833	Non-Participating	341716	4547422	38	34
1834	Non-Participating	341662	4547424	38	34
1835	Non-Participating	341637	4547413	38	34
1836	Non-Participating	341673	4547593	39	35
1837	Non-Participating	341650	4547614	39	35
1838	Non-Participating	341602	4547610	39	35
1839	Non-Participating	341567	4547624	39	35
1840	Non-Participating	341581	4547662	39	35
1841	Non-Participating	341621	4547641	39	35
1842	Non-Participating	341588	4547694	39	36
1843	Non-Participating	341595	4547714	40	36
1844	Non-Participating	341625	4547707	39	36
1845	Non-Participating	341654	4547694	39	36
1846	Non-Participating	341711	4547671	39	36

Table B-1. Summary of Acoustic Modeling Results

Residence ID	Participant Status	UTM Coordinates (m)		Received Sound Levels (dBA)	
		Easting (X)	Northing (Y)	GE WTG Model Scenario Incorporating Noise-Reduction Technology	Combined GE and Siemens WTG Model Scenario Incorporating Noise-Reduction Technology
1847	Non-Participating	341698	4547651	39	36
1848	Non-Participating	341628	4547670	39	36
1849	Non-Participating	341632	4547751	40	36
1850	Non-Participating	341649	4547744	40	36
1851	Non-Participating	341696	4547725	40	36
1852	Non-Participating	341721	4547709	40	36
1853	Non-Participating	341738	4547737	40	36
1854	Non-Participating	341687	4547778	40	36
1855	Non-Participating	341739	4547773	40	36
1856	Non-Participating	341381	4547645	39	35
1857	Non-Participating	341452	4547622	39	35
1858	Non-Participating	341502	4547606	39	35
1859	Non-Participating	341518	4547602	39	35
1860	Non-Participating	341541	4547553	39	35
1861	Non-Participating	341558	4547580	39	35
1862	Non-Participating	341575	4547556	39	35
1863	Non-Participating	341593	4547533	39	35
1864	Non-Participating	341607	4547561	39	35
1865	Non-Participating	341588	4547581	39	35
1866	Non-Participating	341643	4547546	39	35
1867	Non-Participating	341242	4547472	38	34
1868	Non-Participating	341217	4547478	38	34
1869	Non-Participating	341227	4547433	38	34
1870	Non-Participating	341154	4547351	37	34
1871	Non-Participating	341231	4547360	38	34
1872	Non-Participating	341312	4547329	38	34
1873	Non-Participating	341315	4547350	38	34
1874	Non-Participating	341327	4547366	38	34
1875	Non-Participating	341361	4547352	38	34
1876	Non-Participating	341408	4547286	37	34
1877	Non-Participating	341419	4547241	37	33
1878	Non-Participating	341449	4547236	37	33
1879	Non-Participating	341477	4547235	37	33
1880	Non-Participating	341526	4547229	37	33
1881	Non-Participating	341563	4547235	37	34

Table B-1. Summary of Acoustic Modeling Results

Residence ID	Participant Status	UTM Coordinates (m)		Received Sound Levels (dBA)	
		Easting (X)	Northing (Y)	GE WTG Model Scenario Incorporating Noise-Reduction Technology	Combined GE and Siemens WTG Model Scenario Incorporating Noise-Reduction Technology
1882	Non-Participating	341645	4547300	38	34
1883	Non-Participating	341646	4547350	38	34
1884	Non-Participating	341608	4547351	38	34
1885	Non-Participating	341581	4547350	38	34
1886	Non-Participating	341556	4547349	38	34
1887	Non-Participating	341521	4547349	38	34
1888	Non-Participating	341488	4547351	38	34
1889	Non-Participating	341455	4547350	38	34
1890	Non-Participating	341454	4547293	38	34
1891	Non-Participating	341494	4547291	38	34
1892	Non-Participating	341518	4547286	38	34
1893	Non-Participating	341546	4547289	38	34
1894	Non-Participating	341574	4547289	38	34
1895	Non-Participating	341605	4547291	38	34
1896	Non-Participating	341404	4547330	38	34
1897	Non-Participating	341403	4547371	38	34
1898	Non-Participating	341338	4547397	38	34
1899	Non-Participating	341338	4547420	38	34
1900	Non-Participating	341369	4547402	38	34
1901	Non-Participating	341354	4547435	38	34
1902	Non-Participating	341359	4547454	38	34
1903	Non-Participating	341400	4547463	38	34
1904	Non-Participating	341362	4547476	38	34
1905	Non-Participating	341313	4547471	38	34
1906	Non-Participating	341310	4547459	38	34
1907	Non-Participating	341299	4547435	38	34
1908	Non-Participating	341282	4547403	38	34
1909	Non-Participating	341318	4547488	38	34
1910	Non-Participating	341336	4547526	38	34
1911	Non-Participating	341344	4547544	38	35
1912	Non-Participating	341351	4547560	39	35
1913	Non-Participating	341362	4547594	39	35
1914	Non-Participating	341221	4547548	38	34
1915	Non-Participating	341180	4547529	38	34
1916	Non-Participating	341431	4547592	39	35

Table B-1. Summary of Acoustic Modeling Results

Residence ID	Participant Status	UTM Coordinates (m)		Received Sound Levels (dBA)	
		Easting (X)	Northing (Y)	GE WTG Model Scenario Incorporating Noise-Reduction Technology	Combined GE and Siemens WTG Model Scenario Incorporating Noise-Reduction Technology
1917	Non-Participating	341405	4547578	39	35
1918	Non-Participating	341395	4547556	39	35
1919	Non-Participating	341392	4547540	39	35
1920	Non-Participating	341383	4547509	38	34
1921	Non-Participating	341412	4547499	38	34
1922	Non-Participating	341429	4547485	38	34
1923	Non-Participating	341450	4547476	38	34
1924	Non-Participating	341426	4547409	38	34
1925	Non-Participating	341484	4547407	38	34
1926	Non-Participating	341515	4547404	38	34
1927	Non-Participating	341548	4547408	38	34
1928	Non-Participating	341577	4547408	38	34
1929	Non-Participating	341532	4547454	38	34
1930	Non-Participating	341507	4547463	38	34
1931	Non-Participating	341490	4547469	38	34
1932	Non-Participating	341528	4547497	38	35
1933	Non-Participating	341556	4547490	38	35
1934	Non-Participating	341546	4547526	39	35
1935	Non-Participating	341480	4547515	39	35
1936	Non-Participating	341464	4547521	39	35
1937	Non-Participating	341427	4547533	39	35
1938	Non-Participating	341592	4547469	38	34
1939	Non-Participating	341616	4547454	38	34
1940	Non-Participating	341638	4547447	38	34
1941	Non-Participating	341675	4547459	38	35
1942	Non-Participating	341585	4547512	39	35
1943	Non-Participating	341626	4547495	39	35
1944	Non-Participating	347112	4547030	38	34
1945	Non-Participating	347126	4546272	36	32
1946	Non-Participating	346164	4545431	36	32
1947	Non-Participating	345996	4545411	36	32
1949	Non-Participating	342626	4545687	35	31
1950	Non-Participating	342905	4545592	35	31
1951	Non-Participating	343546	4545396	35	31
1952	Non-Participating	341332	4545498	33	28

Table B-1. Summary of Acoustic Modeling Results

Residence ID	Participant Status	UTM Coordinates (m)		Received Sound Levels (dBA)	
		Easting (X)	Northing (Y)	GE WTG Model Scenario Incorporating Noise-Reduction Technology	Combined GE and Siemens WTG Model Scenario Incorporating Noise-Reduction Technology
1953	Non-Participating	341486	4545415	33	28
1954	Non-Participating	341582	4545296	32	28
1955	Non-Participating	340597	4545719	33	28
1956	Non-Participating	340472	4545701	33	28
1957	Non-Participating	335332	4545736	32	27
1959	Non-Participating	331119	4545589	39	35
1960	Non-Participating	331336	4545494	38	34
1961	Non-Participating	331467	4545555	37	33
1962	Non-Participating	331236	4545428	38	34
1963	Non-Participating	331130	4546105	39	35
1964	Non-Participating	331104	4546105	39	35
1965	Non-Participating	331062	4546107	39	35
1966	Non-Participating	331049	4546164	39	35
1967	Non-Participating	331152	4546162	39	35
1968	Non-Participating	331053	4546205	39	35
1969	Non-Participating	331078	4546205	39	35
1970	Non-Participating	331134	4546198	39	35
1971	Non-Participating	331081	4546277	39	35
1972	Non-Participating	331056	4546336	39	35
1973	Non-Participating	331088	4546338	39	35
1974	Non-Participating	331127	4546342	38	35
1975	Non-Participating	331155	4546337	38	34
1976	Non-Participating	331172	4546338	38	34
1977	Non-Participating	331194	4546335	38	34
1978	Non-Participating	331139	4546366	38	34
1979	Non-Participating	331089	4546372	39	35
1980	Non-Participating	331072	4546373	39	35
1981	Non-Participating	331047	4546369	39	35
1982	Non-Participating	331061	4546425	39	35
1983	Non-Participating	331081	4546424	39	35
1984	Non-Participating	331119	4546420	38	34
1985	Non-Participating	331044	4546460	39	35
1986	Non-Participating	331067	4546462	39	35
1987	Non-Participating	331086	4546458	39	35
1988	Non-Participating	331113	4546453	38	34

Table B-1. Summary of Acoustic Modeling Results

Residence ID	Participant Status	UTM Coordinates (m)		Received Sound Levels (dBA)	
		Easting (X)	Northing (Y)	GE WTG Model Scenario Incorporating Noise-Reduction Technology	Combined GE and Siemens WTG Model Scenario Incorporating Noise-Reduction Technology
1989	Non-Participating	331175	4546449	38	34
1990	Non-Participating	331195	4546450	38	34
1991	Non-Participating	331221	4546422	38	34
1992	Non-Participating	331220	4546390	38	34
1993	Non-Participating	331225	4546349	38	34
1994	Non-Participating	331221	4546324	38	34
1995	Non-Participating	330921	4545711	40	36
1996	Non-Participating	330852	4545706	41	37
1997	Non-Participating	330801	4545705	41	37
1998	Non-Participating	330962	4545740	40	36
1999	Non-Participating	330688	4545718	42	38
2000	Non-Participating	330646	4545706	42	39
2001	Non-Participating	330650	4545741	42	39
2002	Non-Participating	330642	4545772	42	39
2003	Non-Participating	330677	4545749	42	39
2004	Non-Participating	330584	4545718	43	40
2005	Non-Participating	330565	4545817	43	40
2006	Non-Participating	330641	4545815	42	39
2007	Non-Participating	330671	4545861	42	39
2008	Non-Participating	330650	4545900	42	39
2009	Non-Participating	330651	4545979	42	39
2011	Non-Participating	330819	4545872	41	37
2012	Non-Participating	330822	4545830	41	37
2013	Non-Participating	330851	4545827	41	37
2014	Non-Participating	330874	4545824	40	37
2015	Non-Participating	330906	4545825	40	37
2016	Non-Participating	330955	4545815	40	36
2017	Non-Participating	330877	4545873	40	37
2018	Non-Participating	330908	4545870	40	36
2019	Non-Participating	330999	4545864	40	36
2020	Non-Participating	330875	4545933	40	37
2021	Non-Participating	330889	4546017	40	36
2022	Non-Participating	330924	4546017	40	36
2023	Non-Participating	330951	4546015	40	36
2024	Non-Participating	331009	4546007	39	36

Table B-1. Summary of Acoustic Modeling Results

Residence ID	Participant Status	UTM Coordinates (m)		Received Sound Levels (dBA)	
		Easting (X)	Northing (Y)	GE WTG Model Scenario Incorporating Noise-Reduction Technology	Combined GE and Siemens WTG Model Scenario Incorporating Noise-Reduction Technology
2025	Non-Participating	330888	4546153	40	36
2026	Non-Participating	330966	4546157	40	36
2027	Non-Participating	331012	4546166	39	35
2028	Non-Participating	331013	4546219	39	35
2029	Non-Participating	330987	4546209	39	36
2030	Non-Participating	330955	4546206	40	36
2031	Non-Participating	330932	4546207	40	36
2032	Non-Participating	330913	4546239	40	36
2033	Non-Participating	330885	4546259	40	36
2034	Non-Participating	330887	4546291	40	36
2035	Non-Participating	331002	4546257	39	35
2036	Non-Participating	331001	4546291	39	35
2037	Non-Participating	331009	4546344	39	35
2038	Non-Participating	330936	4546344	39	36
2039	Non-Participating	330892	4546379	40	36
2040	Non-Participating	330892	4546410	40	36
2041	Non-Participating	331003	4546372	39	35
2042	Non-Participating	331023	4546443	39	35
2043	Non-Participating	331002	4546464	39	35
2044	Non-Participating	330980	4546465	39	35
2045	Non-Participating	330964	4546466	39	35
2046	Non-Participating	330935	4546453	39	35
2047	Non-Participating	330890	4546463	40	36
2048	Non-Participating	330831	4546460	40	36
2049	Non-Participating	330790	4546470	40	36
2050	Non-Participating	330755	4546467	40	36
2051	Non-Participating	330755	4546418	40	36
2052	Non-Participating	330759	4546386	40	36
2053	Non-Participating	330814	4546362	40	36
2054	Non-Participating	330840	4546379	40	36
2055	Non-Participating	330769	4546364	40	36
2056	Non-Participating	330756	4546337	41	37
2057	Non-Participating	330796	4546325	40	36
2058	Non-Participating	330754	4546283	41	37
2059	Non-Participating	330756	4546258	41	37

Table B-1. Summary of Acoustic Modeling Results

Residence ID	Participant Status	UTM Coordinates (m)		Received Sound Levels (dBA)	
		Easting (X)	Northing (Y)	GE WTG Model Scenario Incorporating Noise-Reduction Technology	Combined GE and Siemens WTG Model Scenario Incorporating Noise-Reduction Technology
2060	Non-Participating	330751	4546230	41	37
2061	Non-Participating	330750	4546197	41	37
2062	Non-Participating	330792	4546200	41	37
2063	Non-Participating	330845	4546220	40	36
2064	Non-Participating	330838	4546177	40	37
2065	Non-Participating	330804	4546169	41	37
2066	Non-Participating	330751	4546178	41	37
2067	Non-Participating	330743	4546148	41	37
2068	Non-Participating	330749	4546104	41	37
2069	Non-Participating	330711	4546121	41	38
2070	Non-Participating	330693	4546122	42	38
2071	Non-Participating	330672	4546118	42	38
2072	Non-Participating	330652	4546122	42	38
2073	Non-Participating	330711	4546136	41	38
2074	Non-Participating	330716	4546172	41	38
2075	Non-Participating	330716	4546217	41	37
2076	Non-Participating	330686	4546252	41	38
2077	Non-Participating	330720	4546257	41	37
2078	Non-Participating	330723	4546286	41	37
2079	Non-Participating	330722	4546317	41	37
2080	Non-Participating	330723	4546362	41	37
2081	Non-Participating	330716	4546380	41	37
2082	Non-Participating	330725	4546409	41	37
2083	Non-Participating	330727	4546473	40	37
2084	Non-Participating	330663	4546473	41	37
2085	Non-Participating	330665	4546431	41	37
2086	Non-Participating	330658	4546403	41	37
2087	Non-Participating	330658	4546384	41	37
2088	Non-Participating	330653	4546315	41	38
2089	Non-Participating	330701	4546312	41	37
2090	Non-Participating	330655	4546285	41	38
2091	Non-Participating	330655	4546261	41	38
2092	Non-Participating	330653	4546250	42	38
2093	Non-Participating	330650	4546220	42	38
2094	Non-Participating	330675	4546226	41	38

Table B-1. Summary of Acoustic Modeling Results

Residence ID	Participant Status	UTM Coordinates (m)		Received Sound Levels (dBA)	
		Easting (X)	Northing (Y)	GE WTG Model Scenario Incorporating Noise-Reduction Technology	Combined GE and Siemens WTG Model Scenario Incorporating Noise-Reduction Technology
2095	Non-Participating	330652	4546187	42	38
2096	Non-Participating	330445	4546211	43	40
2097	Non-Participating	330464	4546288	43	39
2098	Non-Participating	330487	4546290	43	39
2099	Non-Participating	330505	4546291	43	39
2100	Non-Participating	330550	4546290	42	39
2101	Non-Participating	330610	4546285	42	38
2102	Non-Participating	330537	4546222	43	39
2103	Non-Participating	330531	4546154	43	39
2104	Non-Participating	330500	4546147	43	40
2105	Non-Participating	330580	4546145	42	39
2106	Non-Participating	330603	4546144	42	39
2107	Non-Participating	330610	4546178	42	38
2108	Non-Participating	330609	4546209	42	38
2109	Non-Participating	330611	4546231	42	38
2110	Non-Participating	330443	4546247	43	40
2111	Non-Participating	330603	4546317	42	38
2112	Non-Participating	330614	4546329	42	38
2113	Non-Participating	330616	4546353	41	38
2114	Non-Participating	330610	4546383	41	38
2115	Non-Participating	330560	4546321	42	38
2116	Non-Participating	330570	4546351	42	38
2117	Non-Participating	330572	4546377	42	38
2118	Non-Participating	330539	4546380	42	38
2119	Non-Participating	330515	4546315	42	39
2120	Non-Participating	330512	4546343	42	39
2121	Non-Participating	330505	4546366	42	39
2122	Non-Participating	330462	4546377	43	39
2123	Non-Participating	330516	4546418	42	38
2124	Non-Participating	330521	4546448	42	38
2125	Non-Participating	330547	4546473	42	38
2126	Non-Participating	330560	4546410	42	38
2127	Non-Participating	330618	4546466	41	37
2128	Non-Participating	330525	4546479	42	38
2129	Non-Participating	330497	4546481	42	38

Table B-1. Summary of Acoustic Modeling Results

Residence ID	Participant Status	UTM Coordinates (m)		Received Sound Levels (dBA)	
		Easting (X)	Northing (Y)	GE WTG Model Scenario Incorporating Noise-Reduction Technology	Combined GE and Siemens WTG Model Scenario Incorporating Noise-Reduction Technology
2130	Non-Participating	330476	4546482	42	38
2131	Non-Participating	330454	4546484	42	39
2132	Non-Participating	330469	4546408	42	39
2133	Non-Participating	330251	4546381	44	41
2134	Non-Participating	330295	4546407	44	40
2135	Non-Participating	330298	4546475	43	40
2136	Non-Participating	330189	4546484	44	41
2137	Non-Participating	330147	4546488	45	41
2138	Non-Participating	330221	4546484	44	40
2139	Non-Participating	330336	4546491	43	39
2140	Non-Participating	330353	4546491	43	39
2141	Non-Participating	330374	4546487	43	39
2142	Non-Participating	330387	4546485	43	39
2143	Non-Participating	330403	4546484	43	39
2144	Non-Participating	330423	4546483	42	39
2145	Non-Participating	330426	4546447	43	39
2146	Non-Participating	330393	4546425	43	39
2147	Non-Participating	330373	4546383	43	40
2148	Non-Participating	330413	4546386	43	39
2149	Non-Participating	330410	4546336	43	40
2150	Non-Participating	330378	4546331	43	40
2152	Non-Participating	320886	4545682	40	36
2153	Non-Participating	318936	4546046	40	36
2154	Non-Participating	322455	4544016	42	39
2155	Non-Participating	322702	4543825	42	39
2156	Non-Participating	322665	4543823	42	39
2157	Non-Participating	322625	4543826	42	38
2158	Non-Participating	322529	4543827	42	38
2159	Non-Participating	322469	4543863	42	38
2160	Non-Participating	322484	4543819	42	38
2161	Non-Participating	322425	4543802	41	38
2162	Non-Participating	322492	4543783	41	38
2163	Non-Participating	322531	4543727	41	38
2164	Non-Participating	322493	4543709	41	37
2165	Non-Participating	322403	4543696	41	37

Table B-1. Summary of Acoustic Modeling Results

Residence ID	Participant Status	UTM Coordinates (m)		Received Sound Levels (dBA)	
		Easting (X)	Northing (Y)	GE WTG Model Scenario Incorporating Noise-Reduction Technology	Combined GE and Siemens WTG Model Scenario Incorporating Noise-Reduction Technology
2166	Non-Participating	322594	4543785	42	38
2167	Non-Participating	322633	4543720	42	38
2168	Non-Participating	322671	4543713	42	38
2169	Non-Participating	322665	4543688	42	38
2170	Non-Participating	322585	4543719	41	38
2171	Non-Participating	322722	4543714	42	38
2172	Non-Participating	322728	4543755	42	38
2173	Non-Participating	322790	4543773	42	39
2174	Non-Participating	322753	4543787	42	39
2175	Non-Participating	322708	4543643	42	38
2176	Non-Participating	322700	4543606	42	38
2177	Non-Participating	322691	4543582	41	38
2178	Non-Participating	322683	4543560	41	38
2179	Non-Participating	322685	4543530	41	38
2180	Non-Participating	322763	4543572	42	38
2181	Non-Participating	322648	4543596	41	38
2182	Non-Participating	322632	4543660	41	38
2183	Non-Participating	322580	4543640	41	38
2184	Non-Participating	322517	4543616	41	37
2185	Non-Participating	322526	4543641	41	37
2186	Non-Participating	322497	4543658	41	37
2187	Non-Participating	322465	4543663	41	37
2188	Non-Participating	322627	4543476	41	37
2189	Non-Participating	322622	4543451	41	37
2190	Non-Participating	322721	4543437	41	38
2191	Non-Participating	322669	4543473	41	38
2192	Non-Participating	322673	4543503	41	38
2193	Non-Participating	331143	4544844	37	33
2194	Non-Participating	331487	4543330	33	29
2195	Non-Participating	329985	4541634	34	29
2196	Non-Participating	329901	4541623	34	29
2197	Non-Participating	327246	4539576	38	34
2198	Non-Participating	324100	4539631	39	35
2199	Non-Participating	322922	4539395	35	31
2200	Non-Participating	337331	4556993	33	29

Table B-1. Summary of Acoustic Modeling Results

Residence ID	Participant Status	UTM Coordinates (m)		Received Sound Levels (dBA)	
		Easting (X)	Northing (Y)	GE WTG Model Scenario Incorporating Noise-Reduction Technology	Combined GE and Siemens WTG Model Scenario Incorporating Noise-Reduction Technology
2201	Non-Participating	337392	4557584	32	28
2202	Non-Participating	337446	4557399	32	28
2203	Non-Participating	338722	4557450	33	29
2204	Non-Participating	339007	4557285	34	30
2205	Non-Participating	339754	4556975	35	31
2206	Non-Participating	340343	4556836	34	30
2207	Non-Participating	340633	4557442	31	27
2208	Non-Participating	340529	4557604	31	27
2209	Non-Participating	340891	4557598	30	26
2210	Non-Participating	341514	4557571	29	25
2211	Non-Participating	342072	4557481	28	24
2212	Non-Participating	342237	4557473	28	24
2213	Non-Participating	342237	4557415	28	24
2214	Non-Participating	342432	4557469	28	23
2215	Non-Participating	342570	4557547	27	23
2216	Non-Participating	342315	4557187	29	24
2217	Non-Participating	341848	4557111	30	25
2218	Non-Participating	342307	4556724	30	25
2219	Non-Participating	347458	4551642	30	25
2220	Non-Participating	347553	4551198	30	26
2221	Non-Participating	347536	4550965	30	26
2222	Non-Participating	347554	4550591	31	27
2224	Non-Participating	347390	4548580	36	32
2225	Non-Participating	347192	4548160	37	34
2226	Non-Participating	347239	4548166	37	33
2227	Non-Participating	347409	4546740	36	32
2228	Non-Participating	347616	4546701	34	30
2229	Non-Participating	347596	4546613	34	30
2230	Non-Participating	347575	4545315	31	27
2231	Non-Participating	347556	4545258	31	27
2232	Non-Participating	347267	4545382	32	28
2233	Non-Participating	347092	4545329	33	29
2234	Non-Participating	347129	4545259	32	28
2235	Non-Participating	346832	4545423	34	30
2236	Non-Participating	346505	4545442	35	31

Table B-1. Summary of Acoustic Modeling Results

Residence ID	Participant Status	UTM Coordinates (m)		Received Sound Levels (dBA)	
		Easting (X)	Northing (Y)	GE WTG Model Scenario Incorporating Noise-Reduction Technology	Combined GE and Siemens WTG Model Scenario Incorporating Noise-Reduction Technology
2237	Non-Participating	346271	4545336	35	31
2238	Non-Participating	346603	4545296	34	30
2239	Non-Participating	346733	4545285	33	29
2240	Non-Participating	346029	4544923	33	29
2241	Non-Participating	345114	4545361	36	32
2242	Non-Participating	343856	4545311	35	32
2243	Non-Participating	343483	4545307	35	31
2244	Non-Participating	343569	4545299	35	31
2245	Non-Participating	340518	4545376	32	27
2246	Non-Participating	340479	4545275	32	27
2247	Non-Participating	334296	4545162	31	27
2248	Non-Participating	335065	4545890	32	28
2250	Non-Participating	333774	4544987	32	27
2252	Non-Participating	333429	4544806	32	27
2253	Non-Participating	332883	4544822	32	28
2254	Non-Participating	333783	4545499	32	28
2256	Non-Participating	331784	4543252	32	28
2257	Non-Participating	332200	4543184	32	27
2258	Non-Participating	332299	4543145	31	27
2259	Non-Participating	332052	4543157	32	27
2260	Non-Participating	331556	4543201	33	28
2261	Non-Participating	332083	4542184	30	26
2263	Non-Participating	325520	4538788	36	32
2264	Non-Participating	325318	4538556	35	31
2265	Non-Participating	324280	4539227	37	33
2266	Non-Participating	323876	4539178	36	32
2267	Non-Participating	323735	4539002	35	31
2268	Non-Participating	323921	4538821	35	31
2269	Non-Participating	324178	4538700	35	31
2270	Non-Participating	324511	4538797	36	32
2271	Non-Participating	322927	4539183	34	30
2272	Non-Participating	322737	4539247	34	30
2273	Non-Participating	322297	4539085	33	28
2274	Non-Participating	322224	4538935	32	28
2275	Non-Participating	320245	4542789	36	32

Table B-1. Summary of Acoustic Modeling Results

Residence ID	Participant Status	UTM Coordinates (m)		Received Sound Levels (dBA)	
		Easting (X)	Northing (Y)	GE WTG Model Scenario Incorporating Noise-Reduction Technology	Combined GE and Siemens WTG Model Scenario Incorporating Noise-Reduction Technology
2276	Non-Participating	319762	4542390	34	30
2277	Non-Participating	319440	4542511	34	30
2278	Non-Participating	319212	4542606	34	30
2280	Non-Participating	318825	4542676	33	29
2281	Non-Participating	318568	4542688	33	29
2282	Non-Participating	318576	4542599	33	28
2283	Non-Participating	317737	4542643	30	26
2284	Non-Participating	317708	4542719	30	26
2285	Non-Participating	317603	4542723	30	26
2286	Non-Participating	317572	4542787	30	26
2287	Non-Participating	317389	4542838	30	25
2288	Non-Participating	317590	4543024	31	27
2289	Non-Participating	317592	4543075	31	27
2290	Non-Participating	317757	4543559	33	29
2291	Non-Participating	317757	4543612	33	29
2292	Non-Participating	317743	4543680	33	29
2293	Non-Participating	317634	4543668	32	28
2294	Non-Participating	317611	4543670	32	28
2295	Non-Participating	317570	4543670	32	28
2296	Non-Participating	317568	4543596	32	28
2297	Non-Participating	317590	4543495	32	28
2298	Non-Participating	317648	4543592	32	28
2299	Non-Participating	317621	4543727	32	28
2300	Non-Participating	317582	4543791	32	28
2301	Non-Participating	317582	4543857	33	28
2302	Non-Participating	317584	4543909	33	29
2303	Non-Participating	317582	4543968	33	29
2304	Non-Participating	317592	4544016	33	29
2305	Non-Participating	317582	4544090	33	29
2306	Non-Participating	317508	4543796	32	28
2307	Non-Participating	317523	4543754	32	28
2308	Non-Participating	317495	4543685	32	28
2309	Non-Participating	317504	4543621	32	28
2310	Non-Participating	317512	4544215	33	29
2311	Non-Participating	317510	4544265	33	29

Table B-1. Summary of Acoustic Modeling Results

Residence ID	Participant Status	UTM Coordinates (m)		Received Sound Levels (dBA)	
		Easting (X)	Northing (Y)	GE WTG Model Scenario Incorporating Noise-Reduction Technology	Combined GE and Siemens WTG Model Scenario Incorporating Noise-Reduction Technology
2312	Non-Participating	317471	4544265	33	29
2313	Non-Participating	317329	4544256	32	28
2314	Non-Participating	317273	4544256	32	27
2315	Non-Participating	317243	4544263	31	27
2316	Non-Participating	317179	4544252	31	27
2317	Non-Participating	317605	4544917	34	30
2318	Non-Participating	318041	4546148	34	30
2319	Non-Participating	317353	4545058	33	29
2320	Non-Participating	317397	4545129	33	29
2321	Non-Participating	319301	4547138	34	30
2322	Non-Participating	319183	4547426	33	29
2323	Non-Participating	319195	4547672	32	28
2324	Non-Participating	319298	4547749	32	28
2325	Non-Participating	319319	4547843	32	27
2326	Non-Participating	319210	4547994	31	27
2327	Non-Participating	317568	4546847	30	26
2328	Non-Participating	317671	4547263	30	25
2329	Non-Participating	317852	4547452	30	25
2330	Non-Participating	317885	4547510	30	25
2331	Non-Participating	317808	4547479	29	25
2332	Non-Participating	317854	4547539	29	25
2333	Non-Participating	317821	4547549	29	25
2334	Non-Participating	317794	4547572	29	25
2335	Non-Participating	317745	4547578	29	25
2336	Non-Participating	317708	4547576	29	24
2337	Non-Participating	317677	4547570	29	24
2338	Non-Participating	317629	4547572	29	24
2339	Non-Participating	317619	4547625	29	24
2340	Non-Participating	317675	4547516	29	25
2341	Non-Participating	317718	4547510	29	25
2342	Non-Participating	317767	4547500	29	25
2344	Non-Participating	318737	4548162	29	25
2345	Non-Participating	318907	4548224	30	25
2346	Non-Participating	318967	4548239	30	25
2347	Non-Participating	319070	4548156	30	26

Table B-1. Summary of Acoustic Modeling Results

Residence ID	Participant Status	UTM Coordinates (m)		Received Sound Levels (dBA)	
		Easting (X)	Northing (Y)	GE WTG Model Scenario Incorporating Noise-Reduction Technology	Combined GE and Siemens WTG Model Scenario Incorporating Noise-Reduction Technology
2348	Non-Participating	319105	4548298	30	25
2349	Non-Participating	319187	4548092	31	26
2350	Non-Participating	320354	4548230	32	27
2351	Non-Participating	319539	4549027	29	24
2352	Non-Participating	319601	4549041	29	24
2353	Non-Participating	319630	4548986	29	24
2354	Non-Participating	319580	4548895	29	24
2355	Non-Participating	319601	4548858	29	25
2356	Non-Participating	319615	4548815	29	25
2357	Non-Participating	319640	4548757	30	25
2358	Non-Participating	319657	4548675	30	25
2359	Non-Participating	319733	4548599	30	26
2360	Non-Participating	319753	4548553	30	26
2361	Non-Participating	319774	4548510	31	26
2362	Non-Participating	319817	4548455	31	26
2363	Non-Participating	319887	4548471	31	26
2364	Non-Participating	319313	4548039	31	27
2365	Non-Participating	319390	4548044	31	27
2366	Non-Participating	319353	4548119	31	26
2367	Non-Participating	319320	4548124	31	26
2368	Non-Participating	319376	4548195	31	26
2369	Non-Participating	319347	4548203	31	26
2370	Non-Participating	319304	4548187	31	26
2371	Non-Participating	319477	4548221	31	26
2372	Non-Participating	319511	4548221	31	26
2373	Non-Participating	319568	4548217	31	26
2374	Non-Participating	319607	4548223	31	26
2375	Non-Participating	319581	4548304	31	26
2376	Non-Participating	319526	4548341	31	26
2377	Non-Participating	319500	4548287	31	26
2378	Non-Participating	319635	4548301	31	26
2379	Non-Participating	319676	4548302	31	26
2380	Non-Participating	319728	4548305	31	26
2381	Non-Participating	319773	4548301	31	26
2382	Non-Participating	319827	4548309	31	27

Table B-1. Summary of Acoustic Modeling Results

Residence ID	Participant Status	UTM Coordinates (m)		Received Sound Levels (dBA)	
		Easting (X)	Northing (Y)	GE WTG Model Scenario Incorporating Noise-Reduction Technology	Combined GE and Siemens WTG Model Scenario Incorporating Noise-Reduction Technology
2383	Non-Participating	319880	4548301	31	27
2384	Non-Participating	320035	4548233	32	27
2385	Non-Participating	319988	4548233	31	27
2386	Non-Participating	320010	4548174	32	27
2387	Non-Participating	320021	4548143	32	27
2388	Non-Participating	320036	4548114	32	27
2389	Non-Participating	320059	4548074	32	28
2390	Non-Participating	320072	4548027	32	28
2391	Non-Participating	319996	4548102	32	27
2392	Non-Participating	319929	4548108	32	27
2393	Non-Participating	319931	4548197	31	27
2394	Non-Participating	319922	4548253	31	27
2395	Non-Participating	319868	4548213	31	27
2396	Non-Participating	319839	4548218	31	27
2397	Non-Participating	319789	4548220	31	27
2398	Non-Participating	319720	4548214	31	27
2399	Non-Participating	319659	4548231	31	27
2400	Non-Participating	319816	4548164	31	27
2401	Non-Participating	319826	4548128	32	27
2402	Non-Participating	319828	4548094	32	27
2403	Non-Participating	319829	4548064	32	27
2404	Non-Participating	319821	4548026	32	27
2405	Non-Participating	319813	4547995	32	27
2406	Non-Participating	319816	4547920	32	28
2407	Non-Participating	319741	4547904	32	28
2408	Non-Participating	319685	4547922	32	27
2409	Non-Participating	319672	4547951	32	27
2410	Non-Participating	319676	4547993	32	27
2411	Non-Participating	319675	4548036	32	27
2412	Non-Participating	319675	4548059	31	27
2413	Non-Participating	319678	4548099	31	27
2414	Non-Participating	319684	4548130	31	27
2415	Non-Participating	319690	4548174	31	27
2416	Non-Participating	319608	4547967	32	27
2417	Non-Participating	320791	4549438	30	25

Table B-1. Summary of Acoustic Modeling Results

Residence ID	Participant Status	UTM Coordinates (m)		Received Sound Levels (dBA)	
		Easting (X)	Northing (Y)	GE WTG Model Scenario Incorporating Noise-Reduction Technology	Combined GE and Siemens WTG Model Scenario Incorporating Noise-Reduction Technology
2418	Non-Participating	320879	4549687	30	25
2419	Non-Participating	320723	4549735	29	24
2420	Non-Participating	320887	4549799	29	25
2421	Non-Participating	320902	4549877	29	24
2422	Non-Participating	320870	4549873	29	24
2423	Non-Participating	320842	4549872	29	24
2424	Non-Participating	320803	4549865	29	24
2425	Non-Participating	320781	4549866	29	24
2426	Non-Participating	320741	4549868	29	24
2427	Non-Participating	320700	4549870	29	24
2428	Non-Participating	320589	4549864	29	24
2429	Non-Participating	323028	4548770	35	31
2430	Non-Participating	323044	4548860	35	31
2431	Non-Participating	322474	4549506	33	28
2432	Non-Participating	324040	4548909	36	32
2433	Non-Participating	327602	4553871	29	24
2434	Non-Participating	327631	4554229	28	24
2435	Non-Participating	326958	4554520	27	22
2436	Non-Participating	326964	4554365	27	23
2437	Non-Participating	327551	4554358	28	23
2438	Non-Participating	327553	4554396	28	23
2439	Non-Participating	327553	4554443	28	23
2440	Non-Participating	327550	4554509	28	23
2441	Non-Participating	327545	4554544	28	23
2442	Non-Participating	327503	4554538	28	23
2443	Non-Participating	327464	4554542	28	23
2444	Non-Participating	327423	4554543	28	23
2445	Non-Participating	327328	4554556	27	23
2446	Non-Participating	327352	4554507	28	23
2447	Non-Participating	327597	4554528	28	23
2448	Non-Participating	327613	4554555	28	23
2449	Non-Participating	327684	4554529	28	23
2450	Non-Participating	327756	4554527	28	23
2451	Non-Participating	328372	4554629	28	24
2452	Non-Participating	328211	4554606	28	24

Table B-1. Summary of Acoustic Modeling Results

Residence ID	Participant Status	UTM Coordinates (m)		Received Sound Levels (dBA)	
		Easting (X)	Northing (Y)	GE WTG Model Scenario Incorporating Noise-Reduction Technology	Combined GE and Siemens WTG Model Scenario Incorporating Noise-Reduction Technology
2453	Non-Participating	328030	4554604	28	23
2454	Non-Participating	327987	4554605	28	23
2455	Non-Participating	327846	4554627	28	23
2456	Non-Participating	327736	4554608	28	23
2457	Non-Participating	327649	4554643	28	23
2458	Non-Participating	327628	4554685	28	23
2459	Non-Participating	327641	4554816	27	22
2460	Non-Participating	327638	4554732	27	23
2461	Non-Participating	327569	4554783	27	22
2462	Non-Participating	327636	4555143	26	22
2463	Non-Participating	327638	4555092	27	22
2464	Non-Participating	327635	4555033	27	22
2465	Non-Participating	327629	4554973	27	22
2466	Non-Participating	327568	4554951	27	22
2467	Non-Participating	327563	4554903	27	22
2468	Non-Participating	327564	4554866	27	22
2469	Non-Participating	327667	4554866	27	22
2470	Non-Participating	327664	4554913	27	22
2471	Non-Participating	327515	4555068	26	22
2472	Non-Participating	330880	4555907	29	24
2473	Non-Participating	330899	4555851	29	25
2474	Non-Participating	330910	4555684	29	25
2475	Non-Participating	330876	4555535	30	25
2476	Non-Participating	330779	4555510	30	25
2477	Non-Participating	331272	4555465	30	26
2478	Non-Participating	331309	4555534	30	26
2479	Non-Participating	331312	4555606	30	26
2480	Non-Participating	331439	4555716	30	26
2481	Non-Participating	331488	4555771	30	26
2482	Non-Participating	331541	4555852	30	26
2483	Non-Participating	331609	4555942	30	26
2484	Non-Participating	331739	4555939	30	26
2485	Non-Participating	331547	4555602	31	26
2486	Non-Participating	331647	4555669	31	26
2487	Non-Participating	330777	4555315	30	26

Table B-1. Summary of Acoustic Modeling Results

Residence ID	Participant Status	UTM Coordinates (m)		Received Sound Levels (dBA)	
		Easting (X)	Northing (Y)	GE WTG Model Scenario Incorporating Noise-Reduction Technology	Combined GE and Siemens WTG Model Scenario Incorporating Noise-Reduction Technology
2488	Non-Participating	330873	4555292	30	26
2489	Non-Participating	330883	4555217	30	26
2490	Non-Participating	330851	4555110	31	26
2491	Non-Participating	330850	4555062	31	26
2492	Non-Participating	330968	4555037	31	26
2493	Non-Participating	331077	4555153	31	26
2494	Non-Participating	331097	4555185	31	26
2495	Non-Participating	331118	4555215	31	26
2496	Non-Participating	332503	4555476	32	28
2497	Non-Participating	332527	4555820	31	27
2498	Non-Participating	332519	4555968	31	27
2499	Non-Participating	332517	4555999	31	27
2500	Non-Participating	332517	4556034	31	27
2501	Non-Participating	332640	4556080	31	27
2502	Non-Participating	332823	4556075	31	27
2503	Non-Participating	332824	4555942	31	27
2504	Non-Participating	332072	4556174	30	26
2505	Non-Participating	332408	4556254	30	26
2506	Non-Participating	332949	4556187	31	27
2507	Non-Participating	333149	4556113	31	27
2508	Non-Participating	333213	4556082	32	27
2509	Non-Participating	333256	4556086	32	27
2510	Non-Participating	333289	4556088	32	28
2511	Non-Participating	333346	4556100	32	28
2512	Non-Participating	333700	4556076	32	28
2513	Non-Participating	334097	4556086	33	29
2514	Non-Participating	334796	4556068	33	29
2515	Non-Participating	335754	4556221	34	30
2733	Non-Participating	339195	4554320	49	46
2734	Non-Participating	337085	4549509	49	46
2735	Non-Participating	325783	4541791	50	47
2736	Participating	328610	4548113	51	48
2737	Non-Participating	328621	4548170	51	47
2738	Participating	339390	4554380	49	46
2739	Non-Participating	340401	4551505	49	46

Table B-1. Summary of Acoustic Modeling Results

Residence ID	Participant Status	UTM Coordinates (m)		Received Sound Levels (dBA)	
		Easting (X)	Northing (Y)	GE WTG Model Scenario Incorporating Noise-Reduction Technology	Combined GE and Siemens WTG Model Scenario Incorporating Noise-Reduction Technology
2742	Participating	337698	4552647	50	49
2743	Non-Participating	337238	4553297	49	47
2744	Participating	329117	4545319	51	48
2746	Participating	327271	4546384	**53**	**50**
2747	Non-Participating	326137	4548244	46	42
2748	Non-Participating	326243	4548229	46	43
2749	Non-Participating	330690	4549761	45	42
2750	Non-Participating	320752	4545021	43	39
2751	Non-Participating	327177	4543594	49	47
2752	Non-Participating	327242	4543300	46	43
2754	Non-Participating	337527	4549600	50	47
2756	Participating	325554	4544029	**54**	**51**
2757	Participating	326553	4542008	**53**	**50**
2758	Participating	339445	4554397	49	46
2759	Non-Participating	337117	4549502	50	46
2760	Non-Participating	342856	4549354	50	47
2803	Non-Participating	337443	4559043	23	19
2805	Non-Participating	338080	4559218	23	18
2806	Non-Participating	340615	4558971	22	18
2811	Non-Participating	337395	4559007	23	19
2812	Non-Participating	337386	4558966	23	19
2813	Non-Participating	337429	4558966	23	19
2814	Non-Participating	337464	4558940	23	19
2815	Non-Participating	337430	4558931	23	19
2816	Non-Participating	337471	4558961	23	19
2817	Non-Participating	337481	4558990	23	19
2818	Non-Participating	337525	4558979	23	19
2819	Non-Participating	337423	4558824	24	19
2820	Non-Participating	337391	4558844	24	19
2821	Non-Participating	337387	4558772	24	20
2822	Non-Participating	337385	4558711	24	20
2823	Non-Participating	337376	4558684	24	20
2852	Non-Participating	337222	4558500	25	20
2857	Non-Participating	339052	4558376	25	21
2858	Non-Participating	338808	4558428	25	21

Table B-1. Summary of Acoustic Modeling Results

Residence ID	Participant Status	UTM Coordinates (m)		Received Sound Levels (dBA)	
		Easting (X)	Northing (Y)	GE WTG Model Scenario Incorporating Noise-Reduction Technology	Combined GE and Siemens WTG Model Scenario Incorporating Noise-Reduction Technology
2859	Non-Participating	338761	4558391	25	21
2862	Non-Participating	339295	4558550	25	21
2863	Non-Participating	339724	4558519	24	20
2866	Non-Participating	340063	4558431	25	20
2867	Non-Participating	340163	4558342	29	25
2870	Non-Participating	340579	4558402	24	20
2872	Non-Participating	340977	4558397	24	19
2884	Non-Participating	341621	4558294	27	23
2885	Non-Participating	341541	4558300	27	23
2887	Non-Participating	341703	4558270	27	23
2888	Non-Participating	342268	4557935	27	23
2889	Non-Participating	337415	4557890	31	27
2920	Non-Participating	334162	4556937	31	26
2921	Non-Participating	333782	4556955	30	26
2923	Non-Participating	333438	4556960	30	26
2928	Non-Participating	333020	4556877	30	25
2930	Non-Participating	333172	4556814	30	26
2931	Non-Participating	333235	4556878	30	26
2934	Non-Participating	333370	4556906	30	25
2935	Non-Participating	333399	4556904	30	26
2936	Non-Participating	333431	4556903	30	26
2937	Non-Participating	333464	4556901	30	26
2938	Non-Participating	333708	4556890	30	26
2939	Non-Participating	333667	4556893	30	26
2943	Non-Participating	333638	4556900	30	26
2944	Non-Participating	334158	4556894	31	26
2952	Non-Participating	335964	4556839	32	28
2955	Non-Participating	338356	4556840	35	32
2956	Non-Participating	338955	4556814	37	33
2962	Non-Participating	341603	4556757	31	27
3000	Non-Participating	335758	4556124	34	30
3004	Non-Participating	334161	4556412	32	28
3006	Non-Participating	333263	4556158	31	27
3056	Non-Participating	334058	4555570	34	30
3060	Non-Participating	331471	4555534	31	26

Table B-1. Summary of Acoustic Modeling Results

Residence ID	Participant Status	UTM Coordinates (m)		Received Sound Levels (dBA)	
		Easting (X)	Northing (Y)	GE WTG Model Scenario Incorporating Noise-Reduction Technology	Combined GE and Siemens WTG Model Scenario Incorporating Noise-Reduction Technology
3067	Non-Participating	330885	4555327	30	26
3079	Non-Participating	331120	4555231	31	26
3130	Non-Participating	334949	4554452	39	36
3181	Non-Participating	330884	4554523	32	27
3182	Non-Participating	330683	4554601	31	27
3183	Non-Participating	330753	4554679	31	27
3197	Non-Participating	330548	4554461	32	27
3198	Non-Participating	330622	4554478	32	27
3199	Non-Participating	330648	4554519	32	27
3200	Non-Participating	330519	4554583	31	27
3201	Non-Participating	330477	4554586	31	27
3202	Non-Participating	330447	4554535	31	27
3203	Non-Participating	330310	4554514	31	27
3204	Non-Participating	330192	4554532	31	26
3226	Non-Participating	327546	4554614	28	23
3228	Non-Participating	326865	4554619	27	22
3234	Non-Participating	327708	4554461	28	23
3256	Non-Participating	330247	4554148	32	27
3257	Non-Participating	330413	4554182	32	28
3258	Non-Participating	330384	4554077	32	28
3259	Non-Participating	330332	4554271	32	27
3276	Non-Participating	330689	4554131	32	28
3277	Non-Participating	330647	4554133	32	28
3278	Non-Participating	330710	4554302	32	28
3279	Non-Participating	330683	4554300	32	28
3280	Non-Participating	330756	4554303	32	28
3281	Non-Participating	330782	4554364	32	28
3282	Non-Participating	330752	4554398	32	28
3283	Non-Participating	330727	4554405	32	27
3284	Non-Participating	330922	4554340	32	28
3335	Non-Participating	330383	4553785	33	29
3344	Non-Participating	330331	4553896	32	28
3345	Non-Participating	330268	4553906	32	28
3346	Non-Participating	330243	4553827	32	28
3347	Non-Participating	330225	4553831	32	28

Table B-1. Summary of Acoustic Modeling Results

Residence ID	Participant Status	UTM Coordinates (m)		Received Sound Levels (dBA)	
		Easting (X)	Northing (Y)	GE WTG Model Scenario Incorporating Noise-Reduction Technology	Combined GE and Siemens WTG Model Scenario Incorporating Noise-Reduction Technology
3348	Non-Participating	330212	4553836	32	28
3349	Non-Participating	330164	4553862	32	28
3350	Non-Participating	330118	4553803	32	28
3351	Non-Participating	330158	4553766	33	28
3352	Non-Participating	330328	4553791	33	28
3372	Non-Participating	344332	4553205	34	29
3439	Non-Participating	331672	4553018	37	33
3557	Non-Participating	342766	4550995	40	36
3571	Non-Participating	340908	4551036	46	42
3672	Non-Participating	324258	4551276	31	26
3673	Non-Participating	324218	4551346	31	26
3752	Non-Participating	327402	4550124	38	34
3755	Non-Participating	327505	4549993	39	35
3765	Participating	330750	4549959	46	43
3825	Non-Participating	347143	4549691	34	30
3830	Non-Participating	347635	4549679	33	28
3955	Non-Participating	326819	4549342	40	36
3975	Non-Participating	333896	4548882	46	43
3986	Non-Participating	346940	4548253	39	35
3987	Non-Participating	346811	4548270	40	36
4030	Non-Participating	326840	4548933	42	38
4038	Non-Participating	321227	4548886	32	27
4041	Non-Participating	318460	4548730	28	23
4043	Non-Participating	317349	4549045	24	19
4044	Non-Participating	317348	4549007	24	19
4045	Non-Participating	317341	4548930	24	19
4046	Non-Participating	317334	4548874	24	20
4047	Non-Participating	317329	4548836	24	20
4048	Non-Participating	317328	4548786	24	19
4049	Non-Participating	317326	4548740	24	19
4050	Non-Participating	317268	4548795	23	18
4051	Non-Participating	317269	4548821	24	18
4052	Non-Participating	317276	4548842	24	18
4053	Non-Participating	317266	4548884	23	18
4054	Non-Participating	317263	4548970	24	19

Table B-1. Summary of Acoustic Modeling Results

Residence ID	Participant Status	UTM Coordinates (m)		Received Sound Levels (dBA)	
		Easting (X)	Northing (Y)	GE WTG Model Scenario Incorporating Noise-Reduction Technology	Combined GE and Siemens WTG Model Scenario Incorporating Noise-Reduction Technology
4055	Non-Participating	317264	4549004	24	19
4056	Non-Participating	317265	4549057	24	18
4057	Non-Participating	317267	4549102	24	18
4058	Non-Participating	317019	4548948	20	16
4063	Non-Participating	316430	4548587	20	15
4068	Non-Participating	317230	4548637	21	17
4069	Non-Participating	317360	4548621	22	17
4070	Non-Participating	317204	4548384	22	17
4071	Non-Participating	317252	4548346	26	21
4072	Non-Participating	317373	4548358	26	22
4073	Non-Participating	317335	4548330	26	22
4074	Non-Participating	317434	4548326	26	22
4075	Non-Participating	317506	4548362	27	22
4076	Non-Participating	317535	4548365	27	22
4077	Non-Participating	317668	4548355	27	22
4078	Non-Participating	317565	4548308	27	22
4079	Non-Participating	317450	4548294	27	22
4080	Non-Participating	317382	4548281	26	22
4081	Non-Participating	317575	4548266	27	22
4082	Non-Participating	317618	4548329	27	22
4083	Non-Participating	317725	4548282	27	23
4084	Non-Participating	317682	4548423	27	22
4085	Non-Participating	317720	4548421	27	22
4089	Non-Participating	317753	4548418	27	22
4091	Non-Participating	317791	4548421	27	22
4092	Non-Participating	317877	4548419	27	23
4093	Non-Participating	317913	4548416	27	23
4094	Non-Participating	317951	4548417	27	23
4095	Non-Participating	317761	4548351	27	23
4096	Non-Participating	317798	4548354	27	23
4097	Non-Participating	317827	4548350	27	23
4098	Non-Participating	317866	4548350	27	23
4099	Non-Participating	317891	4548351	27	23
4100	Non-Participating	317925	4548349	27	23
4101	Non-Participating	317949	4548349	27	23

Table B-1. Summary of Acoustic Modeling Results

Residence ID	Participant Status	UTM Coordinates (m)		Received Sound Levels (dBA)	
		Easting (X)	Northing (Y)	GE WTG Model Scenario Incorporating Noise-Reduction Technology	Combined GE and Siemens WTG Model Scenario Incorporating Noise-Reduction Technology
4102	Non-Participating	317943	4548280	28	23
4103	Non-Participating	318002	4548348	27	23
4104	Non-Participating	318063	4548343	28	23
4105	Non-Participating	318000	4548413	27	23
4108	Non-Participating	318301	4548344	28	24
4109	Non-Participating	318334	4548335	28	24
4110	Non-Participating	318346	4548403	28	23
4111	Non-Participating	318394	4548442	28	24
4112	Non-Participating	318422	4548402	28	24
4113	Non-Participating	318455	4548398	28	24
4114	Non-Participating	318494	4548401	28	24
4115	Non-Participating	318517	4548397	29	24
4116	Non-Participating	318453	4548602	28	23
4119	Non-Participating	318528	4548334	29	24
4120	Non-Participating	318567	4548606	28	23
4121	Non-Participating	318615	4548325	29	24
4122	Non-Participating	318646	4548323	29	24
4123	Non-Participating	318672	4548327	29	24
4124	Non-Participating	318772	4548318	29	25
4125	Non-Participating	318913	4548389	29	25
4126	Non-Participating	318909	4548299	29	25
4127	Non-Participating	318948	4548309	29	25
4128	Non-Participating	318980	4548313	29	25
4129	Non-Participating	319055	4548307	30	25
4130	Non-Participating	319166	4548330	30	25
4149	Non-Participating	322796	4548188	37	33
4281	Non-Participating	342043	4547411	39	35
4311	Non-Participating	341519	4547785	40	36
4312	Non-Participating	341506	4547718	39	36
4313	Non-Participating	341518	4547749	40	36
4314	Non-Participating	341478	4547764	40	36
4315	Non-Participating	341321	4547818	40	36
4316	Non-Participating	340955	4547792	39	35
4379	Non-Participating	320596	4548137	32	28
4380	Non-Participating	320771	4547962	33	29

Table B-1. Summary of Acoustic Modeling Results

Residence ID	Participant Status	UTM Coordinates (m)		Received Sound Levels (dBA)	
		Easting (X)	Northing (Y)	GE WTG Model Scenario Incorporating Noise-Reduction Technology	Combined GE and Siemens WTG Model Scenario Incorporating Noise-Reduction Technology
4388	Non-Participating	319946	4548155	32	27
4396	Non-Participating	317739	4548241	27	23
4397	Non-Participating	317717	4548203	27	23
4398	Non-Participating	317761	4548203	27	23
4399	Non-Participating	317782	4548208	27	23
4400	Non-Participating	317816	4548197	28	23
4401	Non-Participating	317850	4548198	28	23
4402	Non-Participating	317799	4548156	28	23
4403	Non-Participating	317907	4548166	28	23
4404	Non-Participating	317944	4548171	28	23
4405	Non-Participating	317972	4548178	28	23
4406	Non-Participating	317938	4548229	28	23
4407	Non-Participating	318054	4548271	28	23
4408	Non-Participating	318061	4548121	28	24
4409	Non-Participating	317986	4548062	28	24
4410	Non-Participating	317963	4548053	28	24
4411	Non-Participating	317945	4548041	28	24
4412	Non-Participating	317902	4548015	28	24
4413	Non-Participating	317870	4548009	28	24
4414	Non-Participating	317832	4547995	28	24
4415	Non-Participating	317799	4547995	24	19
4416	Non-Participating	317738	4548008	24	19
4417	Non-Participating	317710	4548027	23	19
4418	Non-Participating	318126	4548106	26	21
4419	Non-Participating	318141	4548063	28	24
4420	Non-Participating	318255	4547913	29	25
4421	Non-Participating	317697	4548053	24	19
4422	Non-Participating	317678	4548068	24	19
4423	Non-Participating	317646	4548110	26	21
4424	Non-Participating	317610	4548082	26	21
4425	Non-Participating	317557	4548239	27	22
4426	Non-Participating	317536	4547950	23	19
4427	Non-Participating	317480	4547919	27	23
4428	Non-Participating	317361	4548163	23	19
4438	Non-Participating	316426	4548091	21	16

Table B-1. Summary of Acoustic Modeling Results

Residence ID	Participant Status	UTM Coordinates (m)		Received Sound Levels (dBA)	
		Easting (X)	Northing (Y)	GE WTG Model Scenario Incorporating Noise-Reduction Technology	Combined GE and Siemens WTG Model Scenario Incorporating Noise-Reduction Technology
4440	Non-Participating	316037	4547603	20	16
4441	Non-Participating	315967	4547606	20	15
4442	Non-Participating	315966	4547517	20	16
4443	Non-Participating	315961	4547431	20	16
4444	Non-Participating	316034	4547466	21	16
4445	Non-Participating	316123	4547539	21	16
4453	Non-Participating	317396	4547437	28	24
4525	Non-Participating	341288	4547263	37	33
4526	Non-Participating	341296	4547290	37	33
4527	Non-Participating	341257	4547303	37	33
4528	Non-Participating	341241	4547269	37	33
4529	Non-Participating	341198	4547166	37	33
4530	Non-Participating	341184	4547231	37	33
4531	Non-Participating	341167	4547083	36	32
4532	Non-Participating	341784	4547138	37	33
4533	Non-Participating	342306	4547180	39	35
4534	Non-Participating	342172	4547180	38	35
4535	Non-Participating	341958	4547265	38	34
4536	Non-Participating	342110	4547151	38	34
4537	Non-Participating	342485	4547084	39	35
4580	Non-Participating	341115	4546974	36	32
4611	Non-Participating	330517	4546798	40	36
4612	Non-Participating	330413	4546805	41	37
4640	Non-Participating	316033	4547104	21	17
4641	Non-Participating	316024	4547050	21	17
4642	Non-Participating	316011	4547164	21	16
4643	Non-Participating	316132	4547133	21	17
4644	Non-Participating	316038	4547244	21	16
4646	Non-Participating	316160	4546974	22	17
4647	Non-Participating	316185	4546870	22	17
4648	Non-Participating	316189	4546817	22	17
4649	Non-Participating	316202	4546760	22	18
4650	Non-Participating	316135	4546773	22	17
4651	Non-Participating	316126	4546817	22	17
4652	Non-Participating	316110	4546857	22	17

Table B-1. Summary of Acoustic Modeling Results

Residence ID	Participant Status	UTM Coordinates (m)		Received Sound Levels (dBA)	
		Easting (X)	Northing (Y)	GE WTG Model Scenario Incorporating Noise-Reduction Technology	Combined GE and Siemens WTG Model Scenario Incorporating Noise-Reduction Technology
4653	Non-Participating	316005	4546932	21	17
4654	Non-Participating	316020	4546816	21	17
4655	Non-Participating	316021	4546755	22	17
4656	Non-Participating	316079	4546761	22	17
4657	Non-Participating	316016	4546715	22	17
4658	Non-Participating	316044	4546721	22	17
4659	Non-Participating	316087	4546719	22	17
4660	Non-Participating	316001	4546644	22	17
4661	Non-Participating	316117	4546665	22	17
4662	Non-Participating	316195	4546669	22	18
4663	Non-Participating	316211	4546695	22	18
4664	Non-Participating	316280	4546660	22	18
4665	Non-Participating	316376	4546691	23	18
4671	Non-Participating	316609	4546696	23	19
4717	Non-Participating	330412	4546323	43	39
4722	Non-Participating	330614	4546437	41	37
4734	Non-Participating	331665	4546523	36	32
4774	Non-Participating	341013	4546312	34	30
4775	Non-Participating	340998	4546280	34	30
4776	Non-Participating	340988	4546262	34	30
4777	Non-Participating	341063	4546268	34	30
4778	Non-Participating	341148	4546188	34	30
4779	Non-Participating	340943	4546231	34	30
4780	Non-Participating	340913	4546242	34	30
4781	Non-Participating	340876	4546196	34	30
4782	Non-Participating	340913	4546170	34	29
4783	Non-Participating	340857	4546130	34	29
4784	Non-Participating	340762	4546129	34	29
4814	Non-Participating	342418	4545773	35	31
4852	Non-Participating	331178	4546255	38	34
4853	Non-Participating	331165	4546165	38	34
4854	Non-Participating	331098	4546005	39	35
4855	Non-Participating	330845	4546141	40	36
4856	Non-Participating	330800	4546145	40	37
4857	Non-Participating	330910	4546264	40	36

Table B-1. Summary of Acoustic Modeling Results

Residence ID	Participant Status	UTM Coordinates (m)		Received Sound Levels (dBA)	
		Easting (X)	Northing (Y)	GE WTG Model Scenario Incorporating Noise-Reduction Technology	Combined GE and Siemens WTG Model Scenario Incorporating Noise-Reduction Technology
4871	Non-Participating	330705	4545977	41	38
4878	Non-Participating	330506	4546217	43	39
4888	Non-Participating	316000	4546213	22	18
4889	Non-Participating	316059	4546376	22	18
4890	Non-Participating	315936	4546537	22	17
4891	Non-Participating	316077	4545797	23	18
4933	Non-Participating	330654	4545605	42	39
4942	Non-Participating	333814	4545805	33	28
4971	Non-Participating	345192	4545292	36	32
4973	Non-Participating	345558	4545629	37	34
5002	Non-Participating	347587	4544071	28	24
5004	Non-Participating	344068	4543873	29	25
5009	Non-Participating	344162	4543702	28	22
5014	Non-Participating	344507	4543835	28	24
5028	Non-Participating	344391	4543697	28	22
5043	Non-Participating	345078	4543679	25	21
5044	Non-Participating	345413	4543662	26	21
5049	Non-Participating	345685	4543770	27	22
5053	Non-Participating	345763	4543431	25	21
5057	Non-Participating	346138	4542925	24	18
5063	Non-Participating	331290	4545384	38	33
5064	Non-Participating	331361	4545260	37	33
5074	Non-Participating	316728	4545329	25	21
5075	Non-Participating	316499	4545319	24	20
5078	Non-Participating	315953	4545426	22	18
5083	Non-Participating	315934	4545645	22	18
5084	Non-Participating	315999	4545290	23	18
5087	Non-Participating	316116	4545175	23	19
5088	Non-Participating	316234	4545165	23	19
5089	Non-Participating	316304	4545094	24	19
5090	Non-Participating	316381	4545027	24	20
5091	Non-Participating	316524	4545083	25	20
5092	Non-Participating	316556	4545104	25	20
5093	Non-Participating	316639	4545092	25	21
5094	Non-Participating	316381	4545060	24	20

Table B-1. Summary of Acoustic Modeling Results

Residence ID	Participant Status	UTM Coordinates (m)		Received Sound Levels (dBA)	
		Easting (X)	Northing (Y)	GE WTG Model Scenario Incorporating Noise-Reduction Technology	Combined GE and Siemens WTG Model Scenario Incorporating Noise-Reduction Technology
5096	Non-Participating	316733	4545073	24	20
5100	Non-Participating	317219	4545134	31	27
5101	Non-Participating	317341	4545134	32	28
5159	Non-Participating	332272	4544779	34	29
5198	Non-Participating	317554	4544785	33	29
5200	Non-Participating	317107	4544427	30	26
5203	Non-Participating	317072	4544774	31	27
5212	Non-Participating	316139	4544534	23	19
5214	Non-Participating	316264	4544273	23	19
5217	Non-Participating	316734	4544344	25	13
5218	Non-Participating	316767	4544223	25	20
5219	Non-Participating	316651	4544224	21	16
5220	Non-Participating	317095	4544362	31	26
5221	Non-Participating	317140	4544335	27	23
5223	Non-Participating	317193	4544330	31	27
5224	Non-Participating	317241	4544327	31	27
5225	Non-Participating	317304	4544325	32	28
5238	Non-Participating	322414	4543915	41	38
5239	Non-Participating	322414	4543949	42	38
5254	Non-Participating	332222	4544097	33	28
5263	Non-Participating	331491	4543292	33	28
5287	Non-Participating	322794	4543865	43	39
5291	Non-Participating	322657	4543646	41	38
5295	Non-Participating	322519	4543843	42	38
5296	Non-Participating	322618	4543573	41	37
5297	Non-Participating	322571	4543553	41	37
5298	Non-Participating	322509	4543762	41	38
5303	Non-Participating	322419	4543880	41	38
5304	Non-Participating	322429	4543834	41	38
5313	Non-Participating	317714	4543628	33	28
5318	Non-Participating	316181	4543479	22	18
5319	Non-Participating	316392	4543535	23	19
5320	Non-Participating	316233	4543303	22	18
5321	Non-Participating	316398	4543256	23	18
5326	Non-Participating	317554	4543398	31	27

Table B-1. Summary of Acoustic Modeling Results

Residence ID	Participant Status	UTM Coordinates (m)		Received Sound Levels (dBA)	
		Easting (X)	Northing (Y)	GE WTG Model Scenario Incorporating Noise-Reduction Technology	Combined GE and Siemens WTG Model Scenario Incorporating Noise-Reduction Technology
5328	Non-Participating	317499	4543263	31	27
5393	Non-Participating	332554	4543167	31	26
5405	Non-Participating	322352	4542974	40	37
5428	Non-Participating	317614	4542790	30	26
5431	Non-Participating	317619	4543082	31	27
5435	Non-Participating	317133	4542725	28	24
5438	Non-Participating	316460	4542797	22	10
5442	Non-Participating	315951	4542746	21	16
5443	Non-Participating	316727	4542291	22	18
5445	Non-Participating	317297	4542632	29	24
5446	Non-Participating	317248	4542649	29	24
5447	Non-Participating	317419	4542653	29	25
5448	Non-Participating	317458	4542606	29	25
5449	Non-Participating	317434	4542505	29	25
5452	Non-Participating	317872	4542704	31	26
5456	Non-Participating	318789	4542685	33	29
5458	Non-Participating	318932	4542620	33	29
5459	Non-Participating	318976	4542666	34	29
5462	Non-Participating	319796	4542452	34	30
5465	Non-Participating	320148	4542481	34	30
5504	Non-Participating	317453	4541893	28	24
5505	Non-Participating	317455	4541971	28	24
5506	Non-Participating	316592	4542172	22	17
5508	Non-Participating	317448	4541796	28	23
5510	Non-Participating	317449	4541627	28	23
5514	Non-Participating	317751	4541815	29	24
5516	Non-Participating	317858	4541786	29	24
5517	Non-Participating	317840	4541607	28	24
5518	Non-Participating	317763	4541444	28	23
5521	Non-Participating	318396	4541414	29	25
5584	Non-Participating	323792	4540165	40	36
5622	Non-Participating	327092	4539145	36	32

REVISED TABLE O-1
STRUCTURES WITHIN 1,500 FEET OF A PROPOSED TURBINE

Structure Type	Distance and Direction to Nearest Project Component	Closest Project Component	Lease Status of Underlying Parcel
Barn	555 feet south-southeast	Turbine 07	Participating
Barn	575 feet south	Turbine 07	Participating
Barn	700 feet north	Turbine 71	Participating
Barn	720 feet south-southeast	Turbine 07	Participating
Barn	730 feet southwest	Turbine 12	Participating
Barn	730 feet north	Turbine 24	Participating
Barn	735 feet south	Turbine 12	Participating
Barn	735 feet south-southwest	Turbine 47	Participating
House	745 feet south-southwest	Turbine 07	Participating
Barn	760 feet southwest	Turbine 56	Participating
Tank	780 feet northeast	Turbine 80	Participating
Barn	790 feet south	Turbine 47	Participating
Silos	795 feet southwest	Turbine 47	Participating
House	820 feet northeast	Turbine 58	Participating
Barn	820 feet north	Turbine 71	Participating
Silo	825 feet south	Turbine 12	Participating
Barn	840 feet southeast	Turbine 48	Participating
Barn	845 feet southwest	Turbine 04	Participating
Barn	850 feet northeast	Turbine 19	Participating
Barn	850 feet northwest	Turbine 46	Participating
Barn	855 feet southwest	Turbine 85	Participating
Barn	860 feet northeast	Turbine 05	Participating
Silo	865 feet south	Turbine 12	Participating
Barn	885 feet north-northwest	Turbine 46	Participating
Garage	900 feet northeast	Turbine 58	Participating
Barn	910 feet south-southwest	Turbine 47	Participating
Silos	915 feet southwest	Turbine 47	Participating
Barn	930 feet northwest	Turbine 46	Participating
Barn	935 feet south-southwest	Turbine 26	Participating
Barn	940 feet northeast	Turbine 05	Participating
Barn	945 feet north	Turbine 46	Participating
Barn	950 feet northeast	Turbine 19	Participating
Silos	950 feet southwest	Turbine 47	Participating
Barn	960 feet south	Turbine 26	Participating
Barn	965 feet east	Turbine 42	Participating
Silos	970 feet south	Turbine 26	Participating
Barn	970 feet southwest	Turbine 47	Participating
Silo	980 feet north	Turbine 43	Participating
Silo	990 feet north	Turbine 43	Participating
House	1,000 feet south	Turbine 12	Participating

Structure Type	Distance and Direction to Nearest Project Component	Closest Project Component	Lease Status of Underlying Parcel
Barn	1,000 feet northeast	Turbine 19	Participating
Barn	1,000 feet northwest	Turbine 71	Participating
House	1,020 feet northeast	Turbine 05	Participating
Barn	1,020 feet north	Turbine 71	Participating
Barn	1,025 feet southwest	Turbine 26	Participating
House	1,025 feet west	Turbine 35	Participating
Barn	1,025 feet south	Turbine 71	Participating
Barn	1,030 feet west	Turbine 07	Participating
Barn	1,030 feet southeast	Turbine 31	Participating
House	1,030 feet west-southwest	Turbine 85	Participating
Silo	1,035 feet northeast	Turbine 18	Participating
Barn	1,040 feet east	Turbine 42	Participating
Barn	1,050 feet north	Turbine 43	Participating
Barn	1,050 feet west-southwest	Turbine 52	Participating
House	1,055 feet east-northeast	Turbine 55	Participating
Silos	1,060 feet west-southwest	Turbine 07	Participating
Garage	1,060 feet south	Turbine 26	Participating
Barn	1,070 feet west-southwest	Turbine 07	Participating
House	1,080 feet northeast	Turbine 19	Participating
Outbuilding	1,080 feet north	Turbine 43	Participating
House	1,080 feet north-northwest	Turbine 46	Participating
Barn	1,085 feet north	Turbine 71	Participating
Silo	1,085 feet northeast	Turbine 75	Participating
Barn	1,095 feet southwest	Turbine 26	Participating
Barn	1,095 feet west-southwest	Turbine 52	Participating
Barn	1,095 feet south	Turbine 71	Participating
Barn	1,100 feet southwest	Turbine 47	Participating
Silo	1,105 feet southwest	Turbine 04	Participating
Silo	1,110 feet southwest	Turbine 04	Participating
Barn	1,110 feet southeast	Turbine 31	Participating
House	1,115 feet south-southwest	Turbine 26	Participating
Outbuilding	1,125 feet north-northwest	Turbine 43	Participating
Barn	1,125 feet west-southwest	Turbine 52	Participating
House	1,130 feet southeast	Turbine 48	Participating
Barn	1,130 feet south	Turbine 71	Participating
House	1,145 feet west	Turbine 35	Participating
Garage	1,150 feet southwest	Turbine 58	Non-Participating
Silos	1,155 feet north-northwest	Turbine 11	Participating
Barn	1,160 feet southwest	Turbine 04	Participating
Barn	1,160 feet northwest	Turbine 08	Participating
House	1,160 feet north-northwest	Turbine 43	Participating
Silos	1,175 feet northeast	Turbine 18	Participating
Tower	1,175 feet southwest	Turbine 47	Participating

Structure Type	Distance and Direction to Nearest Project Component	Closest Project Component	Lease Status of Underlying Parcel
Barn	1,180 feet west-southwest	Turbine 52	Participating
Barn	1,180 feet south	Turbine 71	Non-Participating
Barn	1,190 feet west-southwest	Turbine 74	Participating
Garage	1,200 feet south	Turbine 02	Participating
Barn	1,200 feet southeast	Turbine 48	Participating
Outbuilding	1,200 feet southwest	Turbine 48	Participating
Barn	1,205 feet southwest	Turbine 71	Non-Participating
House	1,210 feet northwest	Turbine 05	Participating
Garage	1,210 feet south	Turbine 71	Non-Participating
Barn	1,215 feet southeast	Turbine 48	Participating
House	1,215 feet south-southwest	Turbine 48	Participating
Garage	1,215 feet west-northwest	Turbine 61	Participating
Barn	1,220 feet south	Turbine 02	Participating
Silos	1,225 feet northeast	Turbine 18	Participating
Garage	1,225 feet west	Turbine 56	Participating
Barn	1,225 feet south	Turbine 71	Participating
Garage	1,230 feet southeast	Turbine 12	Participating
Barn	1,230 feet northeast	Turbine 18	Participating
Silo	1,230 feet southeast	Turbine 52	Participating
Barn	1,235 feet south-southeast	Turbine 52	Participating
Barn	1,240 feet northeast	Turbine 18	Participating
Outbuilding	1,240 feet northeast	Turbine 27	Participating
Barn	1,250 feet north-northwest	Turbine 11	Participating
House	1,250 feet southwest	Turbine 47	Participating
House	1,255 feet southwest	Turbine 04	Participating
Outbuilding	1,260 feet south	Turbine 02	Participating
House	1,260 feet west	Turbine 56	Participating
House	1,260 feet west	Turbine 61	Non-Participating
Barn	1,265 feet west	Turbine 52	Participating
House	1,265 feet northwest	Turbine 58	Participating
House	1,270 feet west-southwest	Turbine 07	Participating
Tanks	1,270 feet northwest	Turbine 71	Participating
Barn	1,270 feet south-southwest	Turbine 72	Non-Participating
House	1,275 feet east	Turbine 42	Participating
Barn	1,285 feet southeast	Turbine 60	Participating
Barn	1,285 feet southwest	Turbine 61	Participating
Garage	1,290 feet north-northwest	Turbine 15	Participating
Outbuilding	1,290 feet northeast	Turbine 27	Participating
Barn	1,290 feet south-southwest	Turbine 78	Participating
House	1,295 feet south	Turbine 71	Non-Participating
Barn	1,295 feet south-southeast	Turbine 78	Participating
Tanks	1,300 feet northeast	Turbine 24	Participating
Trailer	1,300 feet southeast	Turbine 52	Participating

Structure Type	Distance and Direction to Nearest Project Component	Closest Project Component	Lease Status of Underlying Parcel
Outbuilding	1,310 feet northwest	Turbine 08	Participating
House	1,310 feet southeast	Turbine 12	Participating
Outbuilding	1,320 feet northeast	Turbine 27	Participating
Barn	1,320 feet southeast	Turbine 30	Participating
Barn	1,320 feet west	Turbine 52	Participating
House	1,325 feet south	Turbine 71	Non-Participating
House	1,325 feet southwest	Turbine 71	Non-Participating
Trailer	1,335 feet southwest	Turbine 88	Participating
House	1,340 feet northwest	Turbine 08	Participating
Barn	1,340 feet north-northwest	Turbine 11	Participating
Barn	1,340 feet south	Turbine 72	Non-Participating
Silos	1,340 feet south-southwest	Turbine 78	Participating
Barn	1,345 feet south-southeast	Turbine 78	Participating
Barn	1,350 feet northeast	Turbine 18	Participating
House	1,360 feet east-southeast	Turbine 06	Participating
House	1,360 feet southwest	Turbine 53	Participating
Barn	1,360 feet southwest	Turbine 61	Participating
Barn	1,360 feet southwest	Turbine 72	Non-Participating
Barn	1,365 feet south-southwest	Turbine 78	Participating
Barn	1,370 feet southeast	Turbine 31	Participating
Barn	1,370 feet west-northwest	Turbine 94	Non-Participating
Barn	1,375 feet north-northwest	Turbine 11	Participating
Barn	1,375 feet south-southwest	Turbine 78	Participating
Garage	1,380 feet south	Turbine 02	Participating
Barn	1,380 feet east-southeast	Turbine 10	Non-Participating
Barn	1,380 feet southeast	Turbine 23	Non-Participating
House	1,380 feet northwest	Turbine 69	Participating
Barn	1,380 feet northwest	Turbine 70	Non-Participating
Barn	1,390 feet southwest	Turbine 61	Participating
House	1,390 feet northwest	Turbine 69	Participating
Barn	1,395 feet northeast	Turbine 27	Participating
Barn	1,395 feet southeast	Turbine 31	Participating
House	1,395 feet southeast	Turbine 52	Participating
Barn	1,400 feet east	Turbine 09	Non-Participating
House	1,400 feet northwest	Turbine 15	Participating
Barn	1,400 feet northwest	Turbine 58	Participating
Barn	1,400 feet north	Turbine 79	Participating
House	1,405 feet northeast	Turbine 27	Participating
House	1,410 feet north-northeast	Turbine 08	Non-Participating
Outbuilding	1,410 feet northwest	Turbine 58	Participating
Garage	1,410 feet west-southwest	Turbine 74	Non-Participating
Barn	1,410 feet southeast	Turbine 87	Non-Participating
Silo	1,415 feet south-southeast	Turbine 78	Participating

Structure Type	Distance and Direction to Nearest Project Component	Closest Project Component	Lease Status of Underlying Parcel
Barn	1,420 feet southeast	Turbine 23	Non-Participating
Barn	1,420 feet southeast	Turbine 26	Non-Participating
Garage	1,425 feet southeast	Turbine 06	Participating
Garage	1,425 feet northwest	Turbine 46	Participating
House	1,430 feet south	Turbine 02	Participating
Garage	1,430 feet southeast	Turbine 52	Participating
House	1,435 feet southwest	Turbine 12	Participating
Barn	1,435 feet northwest	Turbine 59	Non-Participating
Garage	1,440 feet north-northwest	Turbine 11	Participating
House	1,440 feet south-southwest	Turbine 52	Non-Participating
Silo	1,440 feet south-southeast	Turbine 78	Participating
House	1,445 feet south-southeast	Turbine 04	Non-Participating
Barn	1,445 feet southeast	Turbine 87	Non-Participating
Barn	1,450 feet northeast	Turbine 10	Non-Participating
House	1,450 feet north	Turbine 17	Participating
House	1,450 feet northeast	Turbine 26	Non-Participating
Garage	1,450 feet northeast	Turbine 26	Non-Participating
Silo	1,450 feet south-southwest	Turbine 57	Non-Participating
Garage	1,450 feet southwest	Turbine 61	Participating
Barn	1,450 feet southwest	Turbine 64	Participating
Barn	1,450 feet west-southwest	Turbine 74	Non-Participating
Barn	1,455 feet south-southeast	Turbine 78	Participating
House	1,460 feet northeast	Turbine 05	Non-Participating
Barn	1,460 feet south-southeast	Turbine 09	Non-Participating
House	1,460 feet east-northeast	Turbine 16	Non-Participating
Barn	1,460 feet southeast	Turbine 42	Non-Participating
Garage	1,460 feet northwest	Turbine 72	Non-Participating
Barn	1,460 feet south	Turbine 72	Non-Participating
House	1,460 feet northeast	Turbine 75	Participating
House	1,465 feet southeast	Turbine 06	Participating
Barn	1,465 feet northeast	Turbine 10	Non-Participating
House	1,465 feet north-northwest	Turbine 11	Participating
Barn	1,465 feet north-northwest	Turbine 17	Participating
House	1,465 feet northeast	Turbine 18	Participating
Garage	1,465 feet southwest	Turbine 53	Participating
Barn	1,470 feet east-northeast	Turbine 09	Non-Participating
House	1,470 feet north-northwest	Turbine 11	Participating
Silo	1,470 feet south-southwest	Turbine 57	Non-Participating
Barn	1,475 feet south-southeast	Turbine 09	Non-Participating
Garage	1,475 feet northwest	Turbine 63	Participating
Barn	1,480 feet northwest	Turbine 05	Non-Participating
House	1,480 feet southeast	Turbine 38	Non-Participating
House	1,480 feet northeast	Turbine 39	Non-Participating

Structure Type	Distance and Direction to Nearest Project Component	Closest Project Component	Lease Status of Underlying Parcel
House	1,480 feet northeast	Turbine 42	Non-Participating
House	1,480 feet southwest	Turbine 56	Non-Participating
Garage	1,480 feet southwest	Turbine 58	Non-Participating
House	1,480 feet northwest	Turbine 61	Participating
House	1,480 feet northwest	Turbine 72	Non-Participating
Barn	1,480 feet northwest	Turbine 74	Non-Participating
House	1,480 feet west-southwest	Turbine 74	Non-Participating
Barn	1,480 feet northeast	Turbine 75	Participating
Barn	1,480 feet southeast	Turbine 83	Non-Participating
Barn	1,485 feet southeast	Turbine 23	Non-Participating
Barn	1,485 feet south-southwest	Turbine 57	Non-Participating
Barn	1,485 feet southwest	Turbine 72	Non-Participating
House	1,485 feet south-southwest	Turbine 78	Participating
Barn	1,490 feet south-southeast	Turbine 04	Non-Participating
House	1,490 feet southeast	Turbine 12	Non-Participating
Garage	1,490 feet northeast	Turbine 56	Non-Participating
House	1,490 feet southwest	Turbine 58	Non-Participating
Garage	1,490 feet south-southwest	Turbine 72	Non-Participating
House	1,490 feet south	Turbine 72	Non-Participating
Barn	1,490 feet south-southeast	Turbine 78	Participating
Barn	1,490 feet south-southwest	Turbine 94	Non-Participating
House	1,495 feet south-southwest	Turbine 72	Non-Participating
House	1,500 feet southeast	Turbine 04	Non-Participating
Barn	1,500 feet north-northeast	Turbine 08	Non-Participating
House	1,500 feet southeast	Turbine 10	Non-Participating
Barn	1,500 feet northeast	Turbine 11	Non-Participating
Garage	1,500 feet north	Turbine 12	Non-Participating
House	1,500 feet southeast	Turbine 12	Non-Participating
Barn	1,500 feet northeast	Turbine 20	Non-Participating
House	1,500 feet southeast	Turbine 26	Non-Participating
Barn	1,500 feet east-southeast	Turbine 27	Non-Participating
House	1,500 feet southeast	Turbine 33	Non-Participating
House	1,500 feet southwest	Turbine 61	Participating
Barn	1,500 feet north-northwest	Turbine 68	Participating
House	1,500 feet southwest	Turbine 72	Non-Participating
House	1,500 feet east-northeast	Turbine 85	Non-Participating
House	1,500 feet southeast	Turbine 87	Non-Participating
Barn	1,500 feet southeast	Turbine 87	Non-Participating
Silo	1,500 feet southeast	Turbine 89	Participating
Silo	1,500 feet northeast	Turbine 92	Non-Participating
Barn	1,500 feet northeast	Turbine 92	Non-Participating
House	1,500 feet west-northwest	Turbine 94	Non-Participating
House	1,500 feet west-northwest	Turbine 94	Non-Participating

Structure Type	Distance and Direction to Nearest Project Component	Closest Project Component	Lease Status of Underlying Parcel
Garage	1,500 feet northwest	Turbine 95	Participating

This foregoing document was electronically filed with the Public Utilities

Commission of Ohio Docketing Information System on

2/12/2019 1:43:49 PM

in

Case No(s). 18-0488-EL-BGN

Summary: Correspondence of Seneca Wind, LLC Submitting Notice of Project Modifications and Information Update electronically filed by Teresa Orahood on behalf of Dylan F. Borchers