

## ProfilePlus<sup>SM</sup> Report

as of: 08/23/17 12:42 ET

### Rosenthal Energy Advisors, Inc

|  |  |                                   |  |
|--|--|-----------------------------------|--|
| <b>Address:</b>                            | 211 E 7th St Ste 620<br>Austin, TX 78701-3218<br>United States   | <b>SIC Code:</b>                  | 1711-Plumbing, Heating & A/C Contractors<br>1382-Oil & Gas Exploration Services                                    |
| <b>Website:</b>                            | rosenthalretirement.com  | <b>NAICS Code:</b>                | 238220-Plumbing, Heating, And Air-Conditioning Contractors<br>213112-Support Activities For Oil And Gas Operations |
| <b>Experian BIN:</b>                       | 978039208  | <b>Business Type:</b>             | Corporation  |
| <b>Agent:</b>                              | Corporation Service Company D/B/A Csc-La   | <b>Experian File Established:</b> | June 2010  |
| <b>Agent Address:</b>                      | 211 E 7TH Street<br>Austin, TX   | <b>Experian Years on File:</b>    | 7 Years  |
| <b>Also is (or has been) operating as:</b> | Rosenthal Energy Advisors Inc  | <b>Years in Business:</b>         | 69 Years   |
| <b>Family Linkage:</b>                     |  | <b>Total Employees:</b>           | 8  |
| Ultimate Parent                            | Rosenthal Energy Advisors, Inc<br>211 E 7th St Ste 620<br>Austin, TX   | <b>Sales:</b>                     | \$1,191,000  |
| Branches / Alternative Locations           | Rosenthal Energy Advisors, Inc<br>6244 Preston Creek Dr<br>Dallas, TX United States<br><br>Rosenthal Energy Advisors, Inc<br>1412 Main St Ste 2100<br>Dallas, TX United States | <b>Filing Data Provided by:</b>   | Texas  |
|  |  | <b>Date of Incorporation:</b>     | 06/02/2010   |

This location does not yet have an estimated Days Beyond Terms (DBT), or a Payment Trend Indicator. This is often the result of too few Payment Tradelines.

**Lowest 6 Month Balance:** \$35  
**Highest 6 Month Balance:** \$35  
**Current Total Account Balance:** \$35  
**Highest Credit Amount Extended:** \$119

**Payment Tradelines** (see [charts](#), [detail](#)): 1  
**UCC Filings:** 0

■ **Businesses Scoring Worse:** 62%  
 ✓ **Bankruptcies:** 0  
 ✓ **Liens:** 0  
 ✓ **Judgments Filed:** 0  
 ✓ **Collections:** 0

### Credit Summary

#### Experian Business Credit Score: 63



The objective of the Experian Business Credit Score is to predict payment behavior. High Risk means that there is a significant probability of delinquent payment. Low Risk means that there is a good probability of on-time payment.

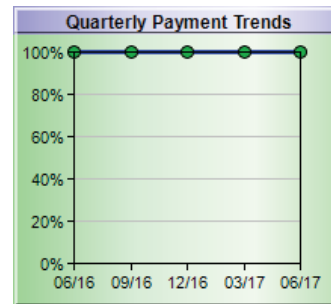
#### Key Score Factors:

- Low number of recently reported commercial accounts.
- Ratio of total bal to total high bal across all comm accts.
- Length of time on experian's file.
- High maximum commercial account bal in the last 12 mos.

**Recommended Action: Low To Medium Risk**

## Payment Summary

Insufficient information to produce  
**Monthly Payment Trends**  
chart.

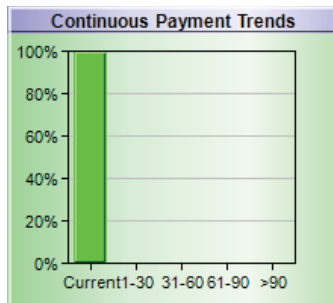


\*Percentage of on-time payments by quarter.

Insufficient information to produce  
**Monthly Payment Trends**  
table.

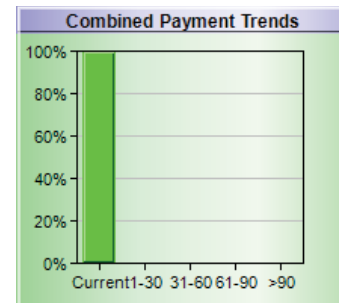
### Quarterly Payment Trends - Recent Activity

| Date  | Current | Up to 30 DBT | 31-60 DBT | 61-90 DBT | >90 DBT |
|-------|---------|--------------|-----------|-----------|---------|
| 06/16 | 0%      | 0%           | 0%        | 0%        | 0%      |
| 09/16 | 0%      | 0%           | 0%        | 0%        | 0%      |
| 12/16 | 100%    | 0%           | 0%        | 0%        | 0%      |
| 03/17 | 100%    | 0%           | 0%        | 0%        | 0%      |
| 06/17 | 100%    | 0%           | 0%        | 0%        | 0%      |



\*Continuous distribution with DBT.

Insufficient information to produce  
**Newly Reported Payment Trends**  
chart.



\*Combined distribution with DBT.

## Trade Payment Information

### Tradeline Experiences (Continuous Trades)

| Supplier Category | Reported Date | Activity Date | Payment Terms | Recent High Credit | Balance | Current | Up to 30 DBT | 31-60 DBT | 61-90 DBT | >90 DBT | Comments |
|-------------------|---------------|---------------|---------------|--------------------|---------|---------|--------------|-----------|-----------|---------|----------|
| Bus Servcs        | 7/27/17       |               | Varied        | \$119              | \$35    | 100%    |              |           |           |         |          |

\* The information herein is furnished in confidence for your exclusive use for legitimate business purposes and shall not be reproduced. Neither Experian nor its sources or distributors warrant such information nor shall they be liable for your use or reliance upon it.

© 2017 Experian Information Solutions Inc.

© 2017 Experian Information Solutions, Inc. All rights reserved. Experian and the marks used herein are service marks or registered trademarks of Experian Information Solutions, Inc. Other product and company names mentioned herein may be the trademarks of their respective owners.

powered by  
SmartBusinessReports.com

**This foregoing document was electronically filed with the Public Utilities**

**Commission of Ohio Docketing Information System on**

**8/28/2017 4:46:12 PM**

**in**

**Case No(s). 16-2319-EL-AGG**

Summary: Report Credit Report electronically filed by James J Rosenthal on behalf of Rosenthal Energy Advisors, Inc. and Mr. James Jay Rosenthal