


Live Report : LYKINS OIL COMPANY




D-U-N-S® Number: 09-062-9395
Trade Names: (SUBSIDIARY OF LYKINS COMPANIES, INC., MILFORD, OH)
Endorsement/Billing Reference: awhite@lykinsenergy.com

D&B Address				Added to Portfolio: 06/11/2007	
Address		Location Type		Last View Date: 04/15/2016	
5163 Wolfpen Pleasant Hill Rd Milford, OH, US - 45150		Headquarters (Subsidiary)		Endorsement : awhite@lykinsenergy.com	
Phone 513 831-8820		Web www.lykinscompanies.com			
Fax 937-831-8820					

Company Summary

Currency: Shown in USD unless otherwise indicated 

Score Bar

PAYDEX®		79	Paying 2 days past due	
Commercial Credit Score Percentile		94	Low Risk of severe payment delinquency.	
Financial Stress Score National Percentile		72	Low to Moderate Risk of severe financial stress.	
D&B Viability Rating	<div><div>2</div><div>1</div><div>B</div><div>Z</div></div>			View More Details
Bankruptcy Found	No			
D&B Rating	1R3			1R indicates 10 or more Employees, Credit appraisal of 3 is fair

Detailed Trade Risk Insight™

Days Beyond Terms Past 3 Months

1
Days

Dollar-weighted average of 21 payment experiences reported from 13 Companies

Recent Derogatory Events			
	Mar-16	Apr-16	May-16
Placed for Collection	-	-	-
Bad Debt Written Off	-	-	-

Detailed Trade Risk Insight™

Days Beyond Terms Past 3 Months

1
Days

Dollar-weighted average of 21 payment experiences reported from 13 Companies

Recent Derogatory Events

	Mar-16	Apr-16	May-16
Placed for Collection	-	-	-
Bad Debt Written Off	-	-	-

D&B Viability Rating


2	Viability Score: 2
1	Portfolio Comparison: 1
B	Data Depth Indicator: B
Z	Company Profile: Z Subsidiary

D&B Company Overview

This is a headquarters (subsidiary) location

Branch(es) or Division(s) exist	Y
Chief Executive	D JEFF LYKINS, PRESIDENT
Year Started	1948
Employees	125 (30 Here)
Financing	SECURED
SIC	5172 , 5983
Line of business	Whol petroleum products, ret fuel oil dealer
NAICS	424720
History Status	CLEAR

FirstRain Company News



UC Clermont Will Host The Main Event - A Red

2016-03-17T12:52:04 EST 12:52 PM-University of

Petroleum Marketers Lykins & PAPCO Earn

2015-12-02T16:38:40 EST 4:38 PM-Convenience

Powered by FirstRain

Public Filings

The following data includes both open and closed filings found in D&B's database on this company.

Record Type	Number of Records	Most Recent Filing Date
Bankruptcies	0	-
Judgments	0	-
Liens	4	04/21/15
Suits	0	-

The public record items contained herein may have been paid, terminated, vacated or released prior to todays date.

Corporate Linkage

This is a **Headquarters (Subsidiary)** location

LYKINS OIL COMPANY
Milford , OH
D-U-N-S® Number 09-062-9395

The Parent Company is
LYKINS COMPANIES, INC.
Ohio
D-U-N-S® Number 01-823-0573

Corporate Linkage

Parent

Company	City , State	D-U-N-S® NUMBER
LYKINS COMPANIES, INC.	MILFORD , Ohio	01-823-0573


Branches (Domestic)

Company	City , State	D-U-N-S® NUMBER
LYKINS OIL COMPANY	GEORGETOWN , Ohio	13-418-2711
LYKINS OIL COMPANY	BETHEL , Ohio	83-301-8930
LYKINS OIL COMPANY	GEORGETOWN , Kentucky	80-818-9000
LYKINS OIL COMPANY	MOUNT VERNON , Kentucky	80-818-9117
LYKINS OIL COMPANY	LONDON , Kentucky	83-166-5976
LYKINS OIL COMPANY	WILLIAMSTOWN , Kentucky	07-848-4757
LYKINS OIL COMPANY	WILLIAMSTOWN , Kentucky	07-848-4808
LYKINS OIL COMPANY	WALTON , Kentucky	07-848-4439

Affiliates (Domestic)

Company	City , State	D-U-N-S® NUMBER
LYKINS TRANSPORTATION INC	MILFORD , Ohio	09-062-6631
LYKINS C-STORE INC	MILFORD , Ohio	09-033-3576
BUCKEYE EXPRESS OF OHIO INC	MILFORD , Ohio	80-838-8797

Predictive Scores

Currency: Shown in USD unless otherwise indicated 

D&B Viability Rating Summary

The D&B Viability Rating uses D&B's proprietary analytics to compare the most predictive business risk indicators and deliver a highly reliable assessment of the probability that a company will go out of business, become dormant/inactive, or file for bankruptcy/insolvency within the next 12 months. The D&B Viability Rating is made up of 4 components:

2	Viability Score	Lowest Risk:1	Highest Risk:9
<div>Compared to All US Businesses within the D&B Database:</div> <div><div><div>Level of Risk: Low Risk</div><div>Businesses ranked 2 have a probability of becoming no longer viable: 2 %</div><div>Percentage of businesses ranked 2: 4 %</div><div>Across all US businesses, the average probability of becoming no longer viable: 14 %</div></div></div>			
1	Portfolio Comparison	Lowest Risk:1	Highest Risk:9
<div>Compared to All US Businesses within the same MODEL SEGMENT:</div> <div><div><div>Model Segment : Established Trade Payments</div><div>Level of Risk: Low Risk</div><div>Businesses ranked 1 within this model segment have a probability of becoming no longer viable: 2 %</div><div>Percentage of businesses ranked 1 with this model segment: 11 %</div><div>Within this model segment, the average probability of becoming no longer viable: 5 %</div></div></div>			
B	Data Depth Indicator	Predictive Data:A	Descriptive Data:G
<div>Data Depth Indicator:</div> <div><div><div>Rich Firmographics</div><div>Extensive Commercial Trading Activity</div><div>Basic Financial Attributes</div></div><div>Greater data depth can increase the precision of the D&B Viability Rating assessment.</div></div>			
Z	Company Profile	Subsidiary	

Credit Capacity Summary

This credit rating was assigned because of D&B's assessment of the company's creditworthiness. For more information, see the

D&B Rating Key

D&B Rating : 1R3

Number of employees: 1R indicates 10 or more employees

Composite credit appraisal: 3 is fair

The 1R and 2R ratings categories reflect company size based on the total number of employees for the business. They are assigned to business files that do not contain a current financial statement. In 1R and 2R Ratings, the 2, 3, or 4 creditworthiness indicator is based on analysis by D&B of public filings, trade payments, business age and other important factors. 2 is the highest Composite Credit Appraisal a company not supplying D&B with current financial information can receive.

Below is an overview of the companys rating history since 03-27-2002

D&B Rating	Date Applied
1R3	09-03-2014
1R2	04-17-2014
1R3	10-29-2013
1R2	12-04-2012
1R3	05-25-2012
1R2	08-31-2007
1R3	03-05-2007
1R2	05-14-2004
1R3	02-27-2003
1R2	03-27-2002

Number of Employees Total:	125 (30 here)
----------------------------	---------------

Payment Activity:	(based on 47 experiences)
Average High Credit:	26,813
Highest Credit:	2,000,000
Total Highest Credit:	2,970,950

D&B Credit Limit Recommendation

Conservative credit Limit	500,000
Aggressive credit Limit:	1,000,000

Risk category for this business : LOW

The Credit Limit Recommendation (CLR) is intended to serve as a directional benchmark for all businesses within the same line of business or industry, and is not calculated based on any individual business. Thus, the CLR is intended to help guide the credit limit decision, and must be balanced in combination with other elements which reflect the individual company's size, financial strength, payment history, and credit worthiness, all of which can be derived from D&B reports.

Risk is assessed using D&Bs scoring methodology and is one factor used to create the recommended limits. See Help for details.

Financial Stress Class Summary

The Financial Stress Score predicts the likelihood of a firm ceasing business without paying all creditors in full, or reorganization or obtaining relief from creditors under state/federal law over the next 12 months. Scores were calculated using a statistically valid model derived from D&Bs extensive data files.

The Financial Stress Class of 2 for this company shows that firms with this class had a failure rate of 0.09% (9 per 10,000), which is lower than the average of businesses in D & B's database

Financial Stress Class : 2  (Lowest Risk:1; Highest Risk:5)

Lower than average risk of severe financial stress, such as a bankruptcy or going out of business with unpaid debt, over the next 12 months.

Probability of Failure:

Risk of Severe Financial Stress for Businesses with this Class: 0.09 % (9 per 10,000)
Financial Stress National Percentile : 72 (Highest Risk: 1; Lowest Risk: 100)
Financial Stress Score : 1516 (Highest Risk: 1,001; Lowest Risk: 1,875)
Average Risk of Severe Financial Stress for Businesses in D&B database: 0.48 % (48 per 10,000)

The Financial Stress Class of this business is based on the following factors:

Composite credit appraisal is rated fair.
UCC Filings reported.
High number of inquiries to D & B over last 12 months.
Evidence of open liens

Notes:

The Financial Stress Class indicates that this firm shares some of the same business and financial characteristics of other companies with this classification. It does not mean the firm will necessarily experience financial stress.

The Probability of Failure shows the percentage of firms in a given Class that discontinued operations over the past year with loss to creditors. The Probability of Failure - National Average represents the national failure rate and is provided for comparative purposes.

The Financial Stress National Percentile reflects the relative ranking of a company among all scorable companies in D&Bs file.

The Financial Stress Score offers a more precise measure of the level of risk than the Class and Percentile. It is especially helpful to customers using a scorecard approach to determining overall business performance.

Norms	National %
This Business	72
Region: EAST NORTH CENTRAL	50
Industry: WHOLESALE	54
Employee range: 100-499	75
Years in Business: 26+	77

This Business has a Financial Stress Percentile that shows:

- Lower risk than other companies in the same region.
- Lower risk than other companies in the same industry.
- Higher risk than other companies in the same employee size range.
- Higher risk than other companies with a comparable number of years in business.

Credit Score Summary

The Commercial Credit Score (CCS) predicts the likelihood of a business paying its bills in a severely delinquent manner (91 days or more past terms).

The Credit Score class of 1 for this company shows that 1.1% of firms with this class paid one or more bills severely delinquent, which is lower than the average of businesses in D & B's database.

Credit Score Class : 1  Lowest Risk:1;Highest Risk :5

Incidence of Delinquent Payment

Among Companies with this Classification: 1.10 %

Average compared to businesses in D&Bs database: 10.20 %

Credit Score Percentile : 94 (Highest Risk: 1; Lowest Risk: 100)

Credit Score : 593 (Highest Risk: 101; Lowest Risk:670)

The Credit Score Class of this business is based on the following factors:

- Evidence of open liens
- Higher risk industry based on delinquency rates for this industry
- Proportion of slow payments in recent months

Notes:

The Commercial Credit Score Risk Class indicates that this firm shares some of the same business and financial characteristics of other companies with this classification. It does not mean the firm will necessarily experience severe delinquency.

The Incidence of Delinquent Payment is the percentage of companies with this classification that were reported 91 days past due or more by creditors. The calculation of this value is based on D&B's trade payment database.

The Commercial Credit Score percentile reflects the relative ranking of a firm among all scorable companies in D&B's file.

The Commercial Credit Score offers a more precise measure of the level of risk than the Risk Class and Percentile. It is especially helpful to customers using a scorecard approach to determining overall business performance.


Norms	National %
This Business	94
Region: EAST NORTH CENTRAL	54
Industry: WHOLESALE	54

Employee range: 100-499	89
Years in Business: 26+	85

This business has a Credit Score Percentile that shows:

- Lower risk than other companies in the same region.
- Lower risk than other companies in the same industry.
- Lower risk than other companies in the same employee size range.
- Lower risk than other companies with a comparable number of years in business.


Trade Payments

Currency: Shown in USD unless otherwise indicated 

D&B PAYDEX®


The D&B PAYDEX is a unique, weighted indicator of payment performance based on payment experiences as reported to D&B by trade references. Learn more about the D&B PAYDEX

Timeliness of historical payments for this company.

- Current PAYDEX is 79 Equal to 2 days beyond terms (Pays more promptly than the average for its industry of 3 days beyond terms)
- Industry Median is 78 Equal to 3 days beyond terms
- Payment Trend currently is  Unchanged, compared to payments three months ago

Indications of slowness can be the result of dispute over merchandise, skipped invoices etc. Accounts are sometimes placed for collection even though the existence or amount of the debt is disputed.

Total payment Experiences in D&Bs File (HQ)	47
Payments Within Terms (not weighted)	90 %
Trade Experiences with Slow or Negative Payments(%)	12.77%
Total Placed For Collection	0
High Credit Average	26,813
Largest High Credit	2,000,000
Highest Now Owing	2,000,000
Highest Past Due	20,000

D&B PAYDEX® : 79  (Lowest Risk:100; Highest Risk:1)

When weighted by amount, payments to suppliers average 2 days beyond terms

3-Month D&B PAYDEX® : 79  (Lowest Risk:100; Highest Risk:1)

Based on payments collected over last 3 months.

When weighted by amount, payments to suppliers average 2 days beyond terms

D&B PAYDEX® Comparison

Current Year

PAYDEX® of this Business compared to the Primary Industry from each of the last four quarters. The Primary Industry is Whol petroleum products, ret fuel oil dealer , based on SIC code 5172 .

Shows the trend in D&B PAYDEX scoring over the past 12 months.

	6/15	7/15	8/15	9/15	10/15	11/15	12/15	1/16	2/16	3/16	4/16	5/16
This Business	79	79	79	79	80	80	80	80	79	79	79	79
Industry Quartiles												
Upper	80	.	.	80	.	.	80	.	.	80	.	.
Median	78	.	.	79	.	.	79	.	.	78	.	.
Lower	74	.	.	74	.	.	75	.	.	74	.	.

Current PAYDEX for this Business is 79 , or equal to 2 days beyond terms
The 12-month high is 80 , or equal to GENERALLY WITHIN terms
The 12-month low is 79 , or equal to 2 DAYS BEYOND terms

Previous Year

Shows PAYDEX of this Business compared to the Primary Industry from each of the last four quarters. The Primary Industry is Whol petroleum products, ret fuel oil dealer , based on SIC code 5172 .

Previous Year	06/14 Q2'14	09/14 Q3'14	12/14 Q4'14	03/15 Q1'15
This Business	80	80	80	79
Industry Quartiles				
Upper	80	80	80	80
Median	79	79	79	79
Lower	75	75	75	74

Based on payments collected over the last 4 quarters.

Current PAYDEX for this Business is 79 , or equal to 2 days beyond terms
The present industry median Score is 78 , or equal to 3 days beyond terms
Industry upper quartile represents the performance of the payers in the 75th percentile
Industry lower quartile represents the performance of the payers in the 25th percentile

Payment Habits

For all payment experiences within a given amount of credit extended, shows the percent that this Business paid within terms. Provides number of experiences to calculate the percentage, and the total credit value of the credit extended.

\$ Credit Extended	# Payment Experiences	Total Amount	% of Payments Within Terms
Over 100,000	2	800,000	100%
50,000-100,000	1	60,000	100%
15,000-49,999	3	75,000	80%
5,000-14,999	2	15,000	100%
1,000-4,999	4	8,500	79%
Under 1,000	24	6,800	81%

Based on payments collected over last 24 months.

All Payment experiences reflect how bills are paid in relation to the terms granted. In some instances, payment beyond terms can be the result of disputes over merchandise, skipped invoices etc.

Payment Summary

There are 47 payment experience(s) in D&Bs file for the most recent 24 months, with 23 experience(s) reported during the last three month period.

The highest Now Owes on file is 2,000,000 . The highest Past Due on file is 20,000

Below is an overview of the companys currency-weighted payments, segmented by its suppliers primary industries:

	Total Rev'd (#)	Total Amts	Largest High Credit Within Terms (%)	Days Slow <31 31-60 61-90 90> (%) (%)					
Top Industries									
Electric services	7	5,050	2,500	100	0	0	0	0	
Telephone communictns	6	350	100	100	0	0	0	0	
Misc business credit	4	35,750	25,000	100	0	0	0	0	
Misc publishing	3	400	250	94	6	0	0	0	
Petroleum refining	2	800,000	600,000	100	0	0	0	0	
Short-trm busn credit	2	60,750	60,000	99	0	1	0	0	
Misc business service	2	850	750	100	0	0	0	0	
Accounting services	1	30,000	30,000	50	0	0	50	0	
Radiotelephone commun	1	20,000	20,000	100	0	0	0	0	
Help supply service	1	5,000	5,000	100	0	0	0	0	
Security broker/deal	1	2,500	2,500	100	0	0	0	0	
Mfg process controls	1	2,500	2,500	50	0	50	0	0	
Mfg glass products	1	1,000	1,000	50	50	0	0	0	
Whol chemicals	1	500	500	100	0	0	0	0	
Whol industrial suppl	1	500	500	0	100	0	0	0	
Arrange cargo transpt	1	100	100	100	0	0	0	0	
Whol service paper	1	50	50	100	0	0	0	0	
Other payment categories									
Cash experiences	7	550	250						
Payment record unknown	4	2,005,100	2,000,000						
Unfavorable comments	0	0	0						
Placed for collections	0	N/A	0						
Total in D&B's file	47	2,970,950	2,000,000						

Accounts are sometimes placed for collection even though the existence or amount of the debt is disputed.

Indications of slowness can be result of dispute over merchandise, skipped invoices etc.

Detailed payment history for this company


Date Reported (mm/yy)	Paying Record	High Credit	Now Owes	Past Due	Selling Terms	Last Sale Within (month)
05/16	Ppt	25,000	25,000	0		1 mo
	Ppt	10,000	10,000	0		1 mo
04/16	Ppt		500	0		1 mo
	Ppt	600,000	300,000	0		1 mo
	Ppt	500	0	0		4-5 mos
	Ppt	250	0	0		2-3 mos
	Ppt	250	250	0		1 mo
	Ppt	250	0	0		2-3 mos
	Ppt	100	0	0		2-3 mos
	Ppt	50	0	0		6-12 mos
	Ppt-Slow 10	1,000	250	0	N30	1 mo

	Ppt-Slow 30	50	50	50	1 mo
	Ppt-Slow 90	30,000	25,000	20,000	1 mo
	(014)	2,000,000	2,000,000	0	1 mo
03/16	Ppt	200,000	100,000	0 N10	1 mo
	Ppt	20,000	0	0	1 mo
	Ppt	50	50	0	1 mo
	Ppt	50	50	0	1 mo
	Ppt	50	50	0	1 mo
	Ppt	50	50	0	1 mo
	Ppt	50	0	0	1 mo
	(022)			Sales COD	1 mo
02/16	Ppt	100	0	0	6-12 mos
01/16	Slow 30	500	0	0	6-12 mos
12/15	Ppt	100	0	0	6-12 mos
11/15	Ppt	60,000	0	0	1 mo
	(027)	50		Cash account	1 mo
	(028)	50			1 mo
09/15	(029)	250		Cash account	1 mo
	(030)	50		Cash account	4-5 mos
08/15	Ppt	5,000	0	0	6-12 mos
	Slow 60	750	750	750	
07/15	Ppt	2,500	0	0 N30	6-12 mos
	(034)	100		Cash account	1 mo
06/15	Ppt	100	50	0	
	(036)	5,000	5,000	0 N15	1 mo
05/15	Ppt-Slow 60	2,500	250	50	1 mo
	(038)	50		Cash account	1 mo
02/15	Ppt	50	0	0	6-12 mos
01/15	(040)	50	0	0 N30	6-12 mos
08/14	(041)	50		Cash account	1 mo
07/14	Ppt	2,500	2,500	0	1 mo
	Ppt	750	0	0	6-12 mos
	Ppt	500	500	0	1 mo
	Ppt	500	0	0	4-5 mos
	Ppt	500	0	0	2-3 mos
04/14	Ppt	750	0	0	6-12 mos

Payments Detail Key: ■ 30 or more days beyond terms

Payment experiences reflect how bills are paid in relation to the terms granted. In some instances payment beyond terms can be the result of disputes over merchandise, skipped invoices, etc. Each experience shown is from a separate supplier. Updated trade experiences replace those previously reported.

Public Filings

Currency: Shown in USD unless otherwise indicated 

Summary

The following data includes both open and closed filings found in D&B's database on this company.

--

Record Type	# of Records	Most Recent Filing Date
Bankruptcy Proceedings	0	-
Judgments	0	-
Liens	4	04/21/15
Suits	0	-
UCCs	43	04/11/16

The following Public Filing data is for information purposes only and is not the official record. Certified copies can only be obtained from the official source.

Liens

A lien holder can file the same lien in more than one filing location. The appearance of multiple liens filed by the same lien holder against a debtor may be indicative of such an occurrence.

Amount	3,525 (DEPT OF REV/TAX LIEN)
Status	Open
DOCKET NO.	201500007116
Type	State Tax
Filed By	COMMONWEALTH OF PA DEPARTMENT OF REVENUE, HARRISBURG, PA
Against	LYKINS OIL COMPANY
Where Filed	ALLEGHENY COUNTY PROTHONOTARY, PITTSBURGH, PA
Date Status Attained	04/21/15
Date Filed	04/21/15
Latest Info Received	05/01/15

Amount	24,453
Status	Open
DOCKET NO.	201400018859
Type	State Tax
Filed By	COMMONWEALTH OF PA DEPARTMENT OF REVENUE, HARRISBURG, PA
Against	LYKINS OIL COMPANY
Where Filed	ALLEGHENY COUNTY PROTHONOTARY, PITTSBURGH, PA
Date Status Attained	10/14/14
Date Filed	10/14/14
Latest Info Received	10/17/14

Amount	1,406
Status	Open
CASE NO.	J13001629147
Type	Judgment lien
Filed By	STATE OF FLORIDA, DEPARTMENT OF REVENUE
Against	LYKINS OIL COMPANY
Where Filed	SECRETARY OF STATE/UCC DIVISION, TALLAHASSEE, FL
Date Status Attained	11/07/13
Date Filed	11/07/13
Latest Info Received	07/30/14

Amount	15
Status	Open
FILING NO.	9450551
Type	State Tax

Filed By	STATE OF INDIANA
Against	LYKINS OIL COMPANY
Where Filed	MARION COUNTY CIRCUIT COURT, INDIANAPOLIS, IN
Date Status Attained	04/08/13
Date Filed	04/08/13
Latest Info Received	08/22/13

UCC Filings

Collateral	Inventory - Accounts receivable - Assets - General intangibles(s) - and OTHERS
Type	Amendment
Sec. Party	THE NATIONAL BANK AND TRUST COMPANY, WILMINGTON, OH
Debtor	LYKINS REALTY, LLC
Filing No.	20110870151
Filed With	SECRETARY OF STATE/UCC DIVISION, COLUMBUS, OH
Date Filed	2011-03-25
Latest Info Received	04/07/11
Original UCC Filed Date	2009-03-05
Original Filing No.	OH00133161050

Type	Continuation
Sec. Party	THE NATIONAL BANK AND TRUST COMPANY, WILMINGTON, OH
Debtor	LYKINS REALTY, LLC
Filing No.	20132810103
Filed With	SECRETARY OF STATE/UCC DIVISION, COLUMBUS, OH
Date Filed	2013-10-07
Latest Info Received	10/14/13
Original UCC Filed Date	2009-03-05
Original Filing No.	OH00133161050

Type	Original
Sec. Party	U.S. BANK NATIONAL ASSOCIATION, FOR ITSELF AND AS AGENT, CINCINNATI, OH
Debtor	LYKINS OIL COMPANY
Filing No.	OH00129730132
Filed With	SECRETARY OF STATE/UCC DIVISION, COLUMBUS, OH
Date Filed	2008-09-22
Latest Info Received	10/08/08

Type	Amendment
Sec. Party	U.S. BANK NATIONAL ASSOCIATION, FOR ITSELF AND AS AGENT, CINCINNATI, OH
Debtor	LYKINS OIL COMPANY
Filing No.	20110700092
Filed With	SECRETARY OF STATE/UCC DIVISION, COLUMBUS, OH
Date Filed	2011-03-10
Latest Info Received	03/14/11

Original UCC Filed Date	2008-09-22
Original Filing No.	OH00129730132
<hr/>	
Collateral	Account(s) including proceeds and products - Leased Assets including proceeds and products - Chattel paper including proceeds and products - Contract rights including proceeds and products - and OTHERS
Type	Amendment
Sec. Party	U.S. BANK NATIONAL ASSOCIATION, FOR ITSELF AND AS AGENT, CINCINNATI, OH
Debtor	LYKINS OIL COMPANY
Filing No.	20121660054
Filed With	SECRETARY OF STATE/UCC DIVISION, COLUMBUS, OH
Date Filed	2012-06-13
Latest Info Received	06/22/12
Original UCC Filed Date	2008-09-22
Original Filing No.	OH00129730132
<hr/>	
Type	Continuation
Sec. Party	U.S. BANK NATIONAL ASSOCIATION, FOR ITSELF AND AS AGENT, CINCINNATI, OH
Debtor	LYKINS OIL COMPANY
Filing No.	20131150081
Filed With	SECRETARY OF STATE/UCC DIVISION, COLUMBUS, OH
Date Filed	2013-04-24
Latest Info Received	04/29/13
Original UCC Filed Date	2008-09-22
Original Filing No.	OH00129730132
<hr/>	
Type	Amendment
Sec. Party	U.S. BANK NATIONAL ASSOCIATION, FOR ITSELF AND AS AGENT, CINCINNATI, OH
Debtor	LYKINS OIL COMPANY
Filing No.	20143360064
Filed With	SECRETARY OF STATE/UCC DIVISION, COLUMBUS, OH
Date Filed	2014-12-01
Latest Info Received	12/09/14
Original UCC Filed Date	2008-09-22
Original Filing No.	OH00129730132
<hr/>	
Collateral	Vehicles
Type	Amendment
Sec. Party	U.S. BANK NATIONAL ASSOCIATION, FOR ITSELF AND AS AGENT, CINCINNATI, OH
Debtor	LYKINS OIL COMPANY
Filing No.	20143630007
Filed With	SECRETARY OF STATE/UCC DIVISION, COLUMBUS, OH
Date Filed	2014-12-29
Latest Info Received	01/06/15
Original UCC Filed Date	2008-09-22

Original Filing No.	OH00129730132
<hr/>	
Collateral	Account(s) including proceeds and products - Leased Assets including proceeds and products - Chattel paper including proceeds and products - Contract rights including proceeds and products - and OTHERS
Type	Original
Sec. Party	FIRST FINANCIAL EQUIPMENT FINANCE LLC, CINCINNATI, OH
Debtor	LYKINS OIL COMPANY
Filing No.	OH00157961650
Filed With	SECRETARY OF STATE/UCC DIVISION, COLUMBUS, OH
Date Filed	2012-04-30
Latest Info Received	05/09/12
<hr/>	
Collateral	Account(s) including proceeds and products - General intangibles(s) including proceeds and products - Chattel paper including proceeds and products - Contract rights including proceeds and products - and OTHERS
Type	Original
Sec. Party	FIRST FINANCIAL EQUIPMENT FINANCE, LLC, CINCINNATI, OH
Debtor	LYKINS OIL COMPANY
Filing No.	OH00148646106
Filed With	SECRETARY OF STATE/UCC DIVISION, COLUMBUS, OH
Date Filed	2011-03-09
Latest Info Received	03/22/11
<hr/>	
Collateral	Account(s) and proceeds - Chattel paper and proceeds - General intangibles(s) and proceeds - Equipment and proceeds
Type	Original
Sec. Party	MAINSOURCE BANK, GREENSBURG, IN
Debtor	LYKINS OIL COMPANY
Filing No.	OH00186372070
Filed With	SECRETARY OF STATE/UCC DIVISION, COLUMBUS, OH
Date Filed	2015-06-10
Latest Info Received	06/16/15
<hr/>	
Collateral	Account(s) and proceeds - General intangibles(s) and proceeds - Chattel paper and proceeds - Leased Computer equipment and proceeds - Leased Equipment and proceeds
Type	Original
Sec. Party	NATIONAL CITY COMMERCIAL CAPITAL COMPANY, LLC, CINCINNATI, OH
Debtor	LYKINS OIL COMPANY
Filing No.	OH00121419194
Filed With	SECRETARY OF STATE/UCC DIVISION, COLUMBUS, OH
Date Filed	2007-11-23
Latest Info Received	12/04/07
<hr/>	
Type	Continuation

Sec. Party	NATIONAL CITY COMMERCIAL CAPITAL COMPANY, LLC, CINCINNATI, OH
Debtor	LYKINS OIL COMPANY
Filing No.	20122930270
Filed With	SECRETARY OF STATE/UCC DIVISION, COLUMBUS, OH
Date Filed	2012-10-19
Latest Info Received	10/23/12
Original UCC Filed Date	2007-11-23
Original Filing No.	OH00121419194
<hr/>	
Collateral	Account(s) and proceeds - Chattel paper and proceeds - General intangibles(s) and proceeds - Leased Computer equipment and proceeds - Leased Equipment and proceeds
Type	Original
Sec. Party	NATIONAL CITY COMMERCIAL CAPITAL COMPANY, LLC, CINCINNATI, OH
Debtor	LYKINS OIL COMPANY
Filing No.	OH00121419083
Filed With	SECRETARY OF STATE/UCC DIVISION, COLUMBUS, OH
Date Filed	2007-11-23
Latest Info Received	12/04/07
<hr/>	
Collateral	Vehicles including proceeds and products
Type	Original
Sec. Party	KEY EQUIPMENT FINANCE, A DIVISION OF KEYBANK NA, SUPERIOR, CO
Debtor	LYKINS OIL COMPANY
Filing No.	OH00181984234
Filed With	SECRETARY OF STATE/UCC DIVISION, COLUMBUS, OH
Date Filed	2014-12-29
Latest Info Received	01/06/15
<hr/>	
Collateral	Equipment including proceeds and products - Vehicles including proceeds and products
Type	Original
Sec. Party	KEY EQUIPMENT FINANCE, A DIVISION OF KEYBANK NA, SUPERIOR, CO
Debtor	LYKINS OIL COMPANY and OTHERS
Filing No.	OH00181364694
Filed With	SECRETARY OF STATE/UCC DIVISION, COLUMBUS, OH
Date Filed	2014-12-01
Latest Info Received	12/09/14
<hr/>	
Collateral	Equipment and proceeds
Type	Original
Sec. Party	U.S. BANK EQUIPMENT FINANCE, A DIVISION OF U.S. BANK NATIONAL ASSOCIATION, MARSHALL, MN
Debtor	LYKINS OIL COMPANY
Filing No.	OH00199415764
Filed With	SECRETARY OF STATE/UCC DIVISION, COLUMBUS, OH

Date Filed	2016-03-31
Latest Info Received	04/05/16

Government Activity

Activity summary


Borrower (Dir/Guar)	NO
Administrative Debt	YES
Contractor	YES
Grantee	NO
Party excluded from federal program(s)	NO

Possible candidate for socio-economic program consideration

Labour Surplus Area	N/A
Small Business	N/A
8(A) firm	N/A

The details provided in the Government Activity section are as reported to Dun & Bradstreet by the federal government and other sources.

History & Operations

Currency: Shown in USD unless otherwise indicated 

Company Overview

Company Name:	LYKINS OIL COMPANY
Doing Business As :	(SUBSIDIARY OF LYKINS COMPANIES, INC., MILFORD, OH)
Street Address:	5163 Wolfpen Pleasant Hill Rd Milford , OH 45150
Phone:	513 831-8820
Fax:	937-831-8820
URL:	http://www.lykinscompanies.com
History	Is clear
Present management control	68 years

History

The following information was reported: **12/10/2015**

Officer(s):	D JEFF LYKINS, PRESIDENT RONALD LYKINS, VICE PRESIDENT ROBERT J MANNING, CHIEF FINANCIAL OFFICER
DIRECTOR(S) :	THE OFFICER(S)

The Ohio Secretary of State's business registrations file showed that Lykins Oil Company was registered as Corporation on January 4, 1996.

Business started 1948 by the officers. 100% of capital stock is owned by the parent company.

RECENT EVENTS :

On April 17, 2014, sources stated that Lykins Oil Company, Milford, OH, has acquired R.C. Miller Oil Co. Inc., Corbin, NY, on March 25, 2014. With the acquisition, R.C. Miller Oil Co. Inc. will no longer be a legal operating entity and operations were integrated into Lykins Oil Company. Terms of the transaction were not disclosed. Further details are unavailable.

On May 25, 2012, sources stated that Lykins Oil Company, Milford, OH, has acquired Adams, Royce Oil Co., Williamstown, KY, and Grant County Oil Co., Williamstown, KY, on January 9, 2012. With this acquisition, Adams, Royce Oil Co. and Grant County Oil Co. will no longer be legal operating entities and all operations were integrated into Lykins Oil Company. Terms of the deal were not disclosed. Further details are unavailable.

On May 24, 2012, sources stated that Lykins Oil Company, Milford, OH, has acquired Brinkman Oil Co., Walton, KY, on January 10, 2011. With this acquisition, Brinkman Oil Co. will no longer be a legal operating entity and all operations were integrated into Lykins Oil Company. Terms of the deal were not disclosed. Further details are unavailable.

On August 20, 2009, an inside source stated that business and operations of Paul R. Wilson Oil Co., Inc., London, KY, was acquired by Lykins Oil Company, Milford, OH. With this transaction, Paul R. Wilson Oil Co., Inc. discontinued its operations and the previous location of Paul R. Wilson Oil Co., Inc. will operate as a branch of Lykins Oil Company. Exact date when the transaction was completed is undetermined. Further details are unavailable.

On August 28, 2007, an inside source at Lykins Oil Company, Milford, OH, confirmed that Lykins acquired J & L Equipment Co, Mount Vernon, KY; Hamilton Enterprises Inc, Georgetown, KY and DeBoard Oil Co earlier this year. All of the acquired locations now operate as branches of Lykins.

D JEFF LYKINS. Antecedents not available.

RONALD LYKINS. Antecedents not available.

ROBERT J MANNING born 1954. 1989-present active here. 1977-1978 employed by Baldwin Piano & Organ, locally. 1978-1980 employed by Umble & Gayhart, locally as CPA. 1981-1989 employed by Rippe & Kingston, locally as CPA. Received undergraduate accounting degree from Miami University, Oxford, OH and MBA in 1977 from Xavier University, Cincinnati, OH. Serving on Clermont County Chamber of Commerce Board of Directors as vice chairman and past chair of the Governmental Affairs Committee. He is also on the financial committee for Saint Elizabeth Ann Seton Church and is a member of the Events Committee for the Association for Corporate Growth. .

Business Registration

CORPORATE AND BUSINESS REGISTRATIONS REPORTED BY THE SECRETARY OF STATE OR OTHER OFFICIAL SOURCE AS OF
Apr 29 2016

Registered Name: LYKINS OIL COMPANY
Business type: CORPORATION
Corporation type: PROFIT
Date incorporated: Jan 04 1996
State of incorporation: OHIO
Filing date: Jan 04 1996
Registration ID: 928158
Status: ACTIVE
Where filed: SECRETARY OF STATE/CORPORATIONS DIVISION , COLUMBUS , OH
Registered agent: JAMES W. THOMPSON , 7373 BEECHMONT AVENUE , CINCINNATI , OH , 452300000
Agent appointed: Dec 30 2008
AgentStatus: ACTIVE
Principals: JAMES W THOMPSON , INCORPORATOR
Common stock:
Authorized shares: 850
Par value: \$NO PAR VALUE

Operations

12/10/2015
Subsidiary of LYKINS COMPANIES, INC., MILFORD, OH started 1949 which operates as whol gas, diesel fuel, fuel oil, lubricating oil & grease, long distance trucking, convenience store & ret fuel oil. Parent company owns 100% of capital stock.
As noted, this company is a subsidiary of LYKINS COMPANIES INC, DUNS number 01-823-0573, and reference is made to that report for background information on the parent company and its management.
Description: Wholesales petroleum products, specializing in gasoline, diesel fuel, fuel oil and lubricating oils or greases. Retail fuel oil.
ADDITIONAL TELEPHONE NUMBER(S): Toll-Free 800 875-8820.
Has 18,000 account(s). Terms are Net 10 days and Net 30 days. Sells to manufacturers, general public, wholesaler, non profit organizations, retailer, commercial concerns and the government. Territory : Regional.
Nonseasonal.
Employees: 125 which includes officer(s). 30 employed here.

Facilities:

Location:

Branches:

Owns 12,000 sq. ft. in a one story frame building.

Suburban business section on side street.

This business has multiple branches, detailed branch information is available through D & B's linkage or family tree products.

SIC & NAICS

SIC:

Based on information in our file, D&B has assigned this company an extended 8-digit SIC. D&B's use of 8-digit SICs enables us to be more specific about a company's operations than if we use the standard 4-digit code.

The 4-digit SIC numbers link to the description on the Occupational Safety & Health Administration (OSHA) Web site. Links open in a new browser window.

- 51720203Gasoline
- 51720202Diesel fuel
- 51729902Fuel oil
- 51720204Lubricating oils and greases
- 59830000Fuel oil dealers

NAICS:

- 424720Petroleum and Petroleum Products Merchant Wholesalers (except Bulk Stations and Terminals)
- 424720Petroleum and Petroleum Products Merchant Wholesalers (except Bulk Stations and Terminals)
- 424720Petroleum and Petroleum Products Merchant Wholesalers (except Bulk Stations and Terminals)
- 424720Petroleum and Petroleum Products Merchant Wholesalers (except Bulk Stations and Terminals)
- 454310Fuel Dealers

Financials

Company Financials: D&B

Additional Financial Data

The name and address of this business have been confirmed by D & B using available sources.

Request Financial Statements

Requested financials are provided byLYKINS OIL COMPANYand are not DUNSRight certified.

Key Business Ratios

D & B has been unable to obtain sufficient financial information from this company to calculate business ratios. Our check of additional outside sources also found no information available on its financial performance.

To help you in this instance, ratios for other firms in the same industry are provided below to support your analysis of this business.

Based on this Number of Establishments

Industry Norms Based On 14 Establishments

	This Business	Industry Median	Industry Quartile
Profitability			
Return on Sales %	UN	0.9	UN
Return on Net Worth %	UN	9.5	UN
Short-Term Solvency			
Current Ratio	UN	1.5	UN
Quick Ratio	UN	0.7	UN
Efficiency			
Assets to Sales %	UN	37.7	UN
Sales / Net Working Capital	UN	20.4	UN
Utilization			
Total Liabilities / Net Worth (%)	UN	131.7	UN

UN = Unavailable

View Snapshots


View Snapshots

Detailed Trade Risk Insight™

Detailed Trade Risk Insight provides detailed updates on over 1.5 billion commercial trade experiences collected from more than 260 million unique supplier/purchaser relationships.

Days Beyond Terms - Past 3 & 12 Months

3 months from Mar 16 to May 16



Dollar-weighted average of 21 payment experiences reported from 13 companies

12 months from Jun 15 to May 16



Dollar-weighted average of 25 payment experiences reported from 16 companies

Derogatory Events Last 13 Months from May 15 to May 16

No Derogatory trade Event has been reported on this company for the past 13 Months

Total Amount Current and Past Due - 13 month trend from May 15 to May 16

Status	May-15	Jun-15	Jul-15	Aug-15	Sep-15	Oct-15	Nov-15	Dec-15	Jan-16	Feb-16	Mar-16	Apr-16	May-16
Total	833,678	685,068	711,372	425,791	483,352	589,455	359,791	373,287	258,916	977,099	1,185,490	2,192,009	2,192,009
Current	825,832	661,999	698,696	423,181	473,299	588,685	352,079	372,260	242,031	962,292	1,168,979	2,174,407	2,174,407
1-30 Days Past Due	4,784	17,429	1,773	1,840	9,283	-	6,942	1,027	16,796	3,390	2,227	3,572	3,572
31-60 Days Past Due	3,062	2,649	4,144	770	770	770	770	-	89	11,417	2,889	2,227	2,227
61-90 Days Past Due	-	2,991	6,759	-	-	-	-	-	-	-	11,395	11,803	11,803
90+ Days Past Due	-	-	-	-	-	-	-	-	-	-	-	-	-

This information may not be reproduced in whole or in part by any means of reproduction.

© 2005-2016 Dun & Bradstreet, Inc.

This foregoing document was electronically filed with the Public Utilities

Commission of Ohio Docketing Information System on

5/18/2016 11:40:47 AM

in

Case No(s). 14-0931-EL-CRS

Summary: Application CRES Renewal Application Exhibit electronically filed by Mr. John Deeds on behalf of Lykins Oil Company