

FILE

11-4671-EL-466

PUCO Form MM1.1

Cover Sheet

30-Sep-15

The Public Utilities Commission of Ohio

See instructions for PUCO Form MM1.1

NOTE: Please see instructions for APPENDIX to attach to PUCO Form MM1.1.
Also see Cover Sheet Checklist on the second page of this form.

| GENERAL INFORMATION | |
|--|-------------------------------------|
| 1. Service Provider's Name | KEYTEX Energy Solutions |
| 2. Service Provider's "DBA" Name | |
| 3. Service Provider's Certificate # | 11-389E (2) |
| 4. Business Address: | |
| Address | 200 Brush Run Road |
| | Suite C |
| City | Greensburg |
| County | Westmoreland |
| State | PA |
| Zip | 15601 |
| Telephone Number | 724-468-6500 |
| Fax Number | 724-468-6504 |
| E-mail Address | ldavis@keytexenergy.com |
| 5. Type of Service Provider: ("x" all applicable) | |
| Electric Distribution Utility providing non-competitive retail electric generation service | <input type="checkbox"/> |
| Competitive Retail Electric Service Provider | |
| Certified Electric Utility | <input type="checkbox"/> |
| Power Marketer | <input checked="" type="checkbox"/> |
| Power Broker | <input checked="" type="checkbox"/> |
| Aggregator | <input checked="" type="checkbox"/> |
| Independent Power Producer/Distributed Generator | <input type="checkbox"/> |
| Certified Competitive Electric Coop | <input type="checkbox"/> |
| Governmental Aggregator | <input type="checkbox"/> |
| 6. Name of Person Submitting This Form | Lennie Davis |
| Title of Person Submitting This Form | Senior VP, Retail Operations |
| Affiliation of Person Submitting This Form | KEYTEX Energy Solutions |
| 7. Report for quarter ending (e.g. 03-31-00) | 30-Sep-15 |
| 8. Customer Enrollment Contact Information (if different from business address above): | |
| Address | |
| City | |
| County | |
| State | |
| Zip | |
| Telephone Number | |
| Fax Number | |
| E-mail Address | |

page 1/2

 RECEIVED-DOCKETING DIV
 2015 SEP 21 PM 2:02

This is to certify that the images appearing are an accurate and complete reproduction of a case file as an document delivered in the regular course of business.
 Technician AN Date Processed SEP 21 2015

Cover Sheet Checklist

Have you attached?

Type an "x" in the box for each form that you are submitting to the PUCO.

Appendix:

FERC Quarterly Transaction Report
SEC Form 10K
Service Denial Report

| |
|--------------------------|
| <input type="checkbox"/> |
| <input type="checkbox"/> |
| <input type="checkbox"/> |

PUCO Form MM1.2 for each month in the quarter for your
company service area

| |
|--------------------------|
| <input type="checkbox"/> |
|--------------------------|

PUCO Form MM1.3 for each month in the quarter for each EDU service
area in which you provided competitive electric generation services:

Cincinnati Gas & Electric Co.
Cleveland Electric Illuminating Co.
Columbus Southern Power
Dayton Power & Light
Monongahela Power
Ohio Edison Co.
Ohio Power
Toledo Edison

| |
|--------------------------|
| <input type="checkbox"/> |
| <input type="checkbox"/> |
| <input type="checkbox"/> |
| <input type="checkbox"/> |
| <input type="checkbox"/> |
| <input type="checkbox"/> |
| <input type="checkbox"/> |
| <input type="checkbox"/> |

PUCO Form MM1.4 for each month in the quarter for each EDU service
area in which you provided aggregation services:

Cincinnati Gas & Electric Co.
Cleveland Electric Illuminating Co.
Columbus Southern Power
Dayton Power & Light
Monongahela Power
Ohio Edison Co.
Ohio Power
Toledo Edison

| |
|--------------------------|
| <input type="checkbox"/> |
| <input type="checkbox"/> |
| <input type="checkbox"/> |
| <input type="checkbox"/> |
| <input type="checkbox"/> |
| <input type="checkbox"/> |
| <input type="checkbox"/> |
| <input type="checkbox"/> |

PUCO Form MM1.5A for each month in the quarter for your
company service area

| |
|--------------------------|
| <input type="checkbox"/> |
|--------------------------|

PUCO Form MM1.5B for each month in the quarter for your
company service area

| |
|--------------------------|
| <input type="checkbox"/> |
|--------------------------|

PUCO Form MM1.5C for each month in the quarter for your
company service area

| |
|--------------------------|
| <input type="checkbox"/> |
|--------------------------|

PUCO Form MM1.5D for each month in the quarter for your
company service area

| |
|--------------------------|
| <input type="checkbox"/> |
|--------------------------|



Public Utilities Commission

| Original AGG Case Number | Version |
|-----------------------------|---------------|
| 11-4671-EL-AGG | December 2014 |

RENEWAL APPLICATION FOR ELECTRIC AGGREGATORS/POWER BROKERS

Please print or type all required information. Identify all attachments with an exhibit label and title (Example: Exhibit A-10 Corporate Structure). All attachments should bear the legal name of the Applicant. Applicants should file completed applications and all related correspondence with the Public Utilities Commission of Ohio, Docketing Division; 180 East Broad Street, Columbus, Ohio 43215-3793.

This PDF form is designed so that you may input information directly onto the form.
You may also download the form, by saving it to your local disk, for later use.

A. RENEWAL INFORMATION

- A-1 Applicant's legal name, address, telephone number, PUCO certificate number, and web site address

Legal Name Keytex Energy Solutions, LLC

Address 200 Brush Run Road, Suite C, Greensburg, PA 15601

PUCO Certificate # and Date Certified 11-389E; 10/09/2013

Telephone # (724) 468-6500 Web site address (if any) www.keytexenergy.com

- A-2 List name, address, telephone number and web site address under which Applicant will do business in Ohio

Legal Name Keytex Energy Solutions, LLC

Address 200 Brush Run Road, Suite C, Greensburg, PA 15601

Telephone # (724) 468-6500 Web site address (if any) www.keytexenergy.com

- A-3 List all names under which the applicant does business in North America

Keytex Energy Solutions, LLC

- A-4 Contact person for regulatory or emergency matters

Name Michael Cammerata

Title Vice President

Business address 200 Brush Run Road, Suite C, Greensburg, PA 15601

Telephone # (724) 468-6500

Fax # (724) 468-6504

E-mail address

mcammerata@keytexenergy.com

A-5 Contact person for Commission Staff use in investigating customer complaints

Name Lennic Davis

Title Senior Vice President, Retail Operations

Business address 200 Brush Run Road, Suite C, Greensburg, PA 15601

Telephone # (724) 468-6500

Fax # (724) 468-6504

E-mail address ldavis@keytexenergy.com

A-6 Applicant's address and toll-free number for customer service and complaints

Customer Service address 200 Brush Run Road, Suite C, Greensburg, PA 15601

Toll-free Telephone # (855) 824-6541

Fax # (724) 468-6504

E-mail address _____

A-7 Applicant's federal employer identification number # 262323908

A-8 Applicant's form of ownership (check one)

☐ Sole Proprietorship

☐ Limited Liability Partnership (LLP)

☐ Corporation

☐ Partnership

☒ Limited Liability Company (LLC)

☐ Other _____

PROVIDE THE FOLLOWING AS SEPARATE ATTACHMENTS AND LABEL AS INDICATED:

A-9 Exhibit A-9 "Principal Officers, Directors & Partners" provide the names, titles, addresses and telephone numbers of the applicant's principal officers, directors, partners, or other similar officials.

A-10 Exhibit A-10 "Corporate Structure," provide a description of the applicant's corporate structure, including a graphical depiction of such structure, and a list of all affiliate and subsidiary companies that supply retail or wholesale electricity or natural gas to customers and companies that aggregate customers in North America.

B. APPLICANT MANAGERIAL CAPABILITY AND EXPERIENCE

PROVIDE THE FOLLOWING AS SEPARATE ATTACHMENTS AND LABEL AS INDICATED:

B-1 Exhibit B-1 "Jurisdictions of Operation," provide a list of all jurisdictions in which the applicant or any affiliated interest of the applicant is, at the date of filing the application, certified, licensed, registered, or otherwise authorized to provide retail or wholesale electric services including aggregation services.

B-2 Exhibit B-2 "Experience & Plans," provide a description of the applicant's experience and plan for contracting with customers, providing contracted services, providing billing statements, and responding to customer inquiries and complaints in accordance with Commission rules adopted pursuant to Section 4928.10 of the Revised Code.

B-3 **Exhibit B-3 "Disclosure of Liabilities and Investigations,"** provide a description of all existing, pending or past rulings, judgments, contingent liabilities, revocation of authority, regulatory investigations, or any other matter that could adversely impact the applicant's financial or operational status or ability to provide the services it is seeking to be certified to provide.

B-4 Disclose whether the applicant, a predecessor of the applicant, or any principal officer of the applicant have ever been convicted or held liable for fraud or for violation of any consumer protection or antitrust laws within the past five years.

☒ No ☐ Yes

If yes, provide a separate attachment labeled as **Exhibit B-4 "Disclosure of Consumer Protection Violations"** detailing such violation(s) and providing all relevant documents.

B-5 Disclose whether the applicant or a predecessor of the applicant has had any certification, license, or application to provide retail or wholesale electric service including aggregation service denied, curtailed, suspended, revoked, or cancelled within the past two years.

☒ No ☐ Yes

If yes, provide a separate attachment labeled as **Exhibit B-5 "Disclosure of Certification Denial, Curtailment, Suspension, or Revocation"** detailing such action(s) and providing all relevant documents.

C. FINANCIAL CAPABILITY AND EXPERIENCE

PROVIDE THE FOLLOWING AS SEPARATE ATTACHMENTS AND LABEL AS INDICATED:

C-1 **Exhibit C-1 "Annual Reports,"** provide the two most recent Annual Reports to Shareholders. If applicant does not have annual reports, the applicant should provide similar information in Exhibit C-1 or indicate that Exhibit C-1 is not applicable and why.

C-2 **Exhibit C-2 "SEC Filings,"** provide the most recent 10-K/8-K Filings with the SEC. If applicant does not have such filings, it may submit those of its parent company. If the applicant does not have such filings, then the applicant may indicate in Exhibit C-2 that the applicant is not required to file with the SEC and why.

C-3 **Exhibit C-3 "Financial Statements,"** provide copies of the applicant's two most recent years of audited financial statements (balance sheet, income statement, and cash flow statement). If audited financial statements are not available, provide officer certified financial statements. If the applicant has not been in business long enough to satisfy this requirement, it shall file audited or officer certified financial statements covering the life of the business.

- C-4 Exhibit C-4 "Financial Arrangements," provide copies of the applicant's financial arrangements to conduct CRES as a business activity (e.g., guarantees, bank commitments, contractual arrangements, credit agreements, etc.).
- C-5 Exhibit C-5 "Forecasted Financial Statements," provide two years of forecasted financial statements (balance sheet, income statement, and cash flow statement) for the applicant's CRES operation, along with a list of assumptions, and the name, address, e-mail address, and telephone number of the preparer.
- C-6 Exhibit C-6 "Credit Rating," provide a statement disclosing the applicant's credit rating as reported by two of the following organizations: Duff & Phelps, Dun and Bradstreet Information Services, Fitch IBCA, Moody's Investors Service, Standard & Poors, or a similar organization. In instances where an applicant does not have its own credit ratings, it may substitute the credit ratings of a parent or affiliate organization, provided the applicant submits a statement signed by a principal officer of the applicant's parent or affiliate organization that guarantees the obligations of the applicant.
- C-7 Exhibit C-7 "Credit Report," provide a copy of the applicant's credit report from Experian, Dun and Bradstreet or a similar organization.
- C-8 Exhibit C-8 "Bankruptcy Information," provide a list and description of any reorganizations, protection from creditors or any other form of bankruptcy filings made by the applicant, a parent or affiliate organization that guarantees the obligations of the applicant or any officer of the applicant in the current year or within the two most recent years preceding the application.
- C-9 Exhibit C-9 "Merger Information," provide a statement describing any dissolution or merger or acquisition of the applicant within the five most recent years preceding the application.

Lennie Davis


Signature of Applicant & Title

Sworn and subscribed before me this 16th day of September, 2015
Month Year

Karen S. Ellenberger
Signature of official administering oath

Karen S. Ellenberger
Print Name and Title

My commission expires on 11/30/18



AFFIDAVIT

State of PENNSYLVANIA:

GREENSBURG ss.
(Town)

County of WESTMORELAND

LENNIE DAVIS, Affiant, being duly sworn/affirmed according to law, deposes and says that:

He/She is the S.V.P., RETAIL OPERATIONS (Office of Affiant) of KEYTEX ENERGY SOLUTIONS (Name of Applicant);

That he/she is authorized to and does make this affidavit for said Applicant,

1. The Applicant herein, attests under penalty of false statement that all statements made in the application for certification renewal are true and complete and that it will amend its application while the application is pending if any substantial changes occur regarding the information provided in the application.
2. The Applicant herein, attests it will timely file an annual report with the Public Utilities Commission of Ohio of its intrastate gross receipts, gross earnings, and sales of kilowatt-hours of electricity pursuant to Division (A) of Section 4905.10, Division (A) of Section 4911.18, and Division (F) of Section 4928.06 of the Revised Code.
3. The Applicant herein, attests that it will timely pay any assessments made pursuant to Sections 4905.10, 4911.18, or Division F of Section 4928.06 of the Revised Code.
4. The Applicant herein, attests that it will comply with all Public Utilities Commission of Ohio rules or orders as adopted pursuant to Chapter 4928 of the Revised Code.
5. The Applicant herein, attests that it will cooperate fully with the Public Utilities Commission of Ohio, and its Staff on any utility matter including the investigation of any consumer complaint regarding any service offered or provided by the Applicant.
6. The Applicant herein, attests that it will fully comply with Section 4928.09 of the Revised Code regarding consent to the jurisdiction of Ohio Courts and the service of process.
7. The Applicant herein, attests that it will use its best efforts to verify that any entity with whom it has a contractual relationship to purchase power is in compliance with all applicable licensing requirements of the Federal Energy Regulatory Commission and the Public Utilities Commission of Ohio.
8. The Applicant herein, attests that it will comply with all state and/or federal rules and regulations concerning consumer protection, the environment, and advertising/promotions.
9. The Applicant herein, attests that it will cooperate fully with the Public Utilities Commission of Ohio, the electric distribution companies, the regional transmission entities, and other electric suppliers in the event of an emergency condition that may jeopardize the safety and reliability of the electric service in accordance with the emergency plans and other procedures as may be determined appropriate by the Commission.
10. If applicable to the service(s) the Applicant will provide, the Applicant herein, attests that it will adhere to the reliability standards of (1) the North American Electric Reliability Council (NERC), (2) the appropriate regional reliability council(s), and (3) the Public Utilities Commission of Ohio. (Only applicable if pertains to the services the Applicant is offering)

11. The Applicant herein, attests that it will inform the Commission of any material change to the information supplied in the renewal application within 30 days of such material change, including any change in contact person for regulatory purposes or contact person for Staff use in investigating customer complaints.

That the facts above set forth are true and correct to the best of his/her knowledge, information, and belief and that he/she expects said Applicant to be able to prove the same at any hearing hereof.

Lennie Davis
Signature of Affiant & Title

Sworn and subscribed before me this 16th day of September, 2015
Month Year

Karen S. Ellenberger
Signature of official administering oath

Karen S. Ellenberger
Print Name and Title

My commission expires on 11/30/2018




Exhibit A-9

Principal Officers, Directors & Partners

Greg Cammerata
President
200 Brush Run Road, Suite C
Greensburg, PA 15601
(724) 468-6500 x. 201

Michael Cammerata
Vice President, Chief Financial Officer
200 Brush Run Road, Suite C
Greensburg, PA 15601
(724) 468-6500 x. 213

Michael Dandrea
Senior Vice President, Sales and Marketing
200 Brush Run Road, Suite C
Greensburg, PA 15601
(724) 468-6500 x. 209

Lennie Davis
Senior Vice President, Retail Operations
200 Brush Run Road, Suite C
Greensburg, PA 15601
(724) 468-6500 x. 212

Sam Perry
Senior Vice President, Gas Operations
200 Brush Run Road, Suite C
Greensburg, PA 15601
(724) 468-6500 x. 233

Exhibit A-10

Corporate Structure

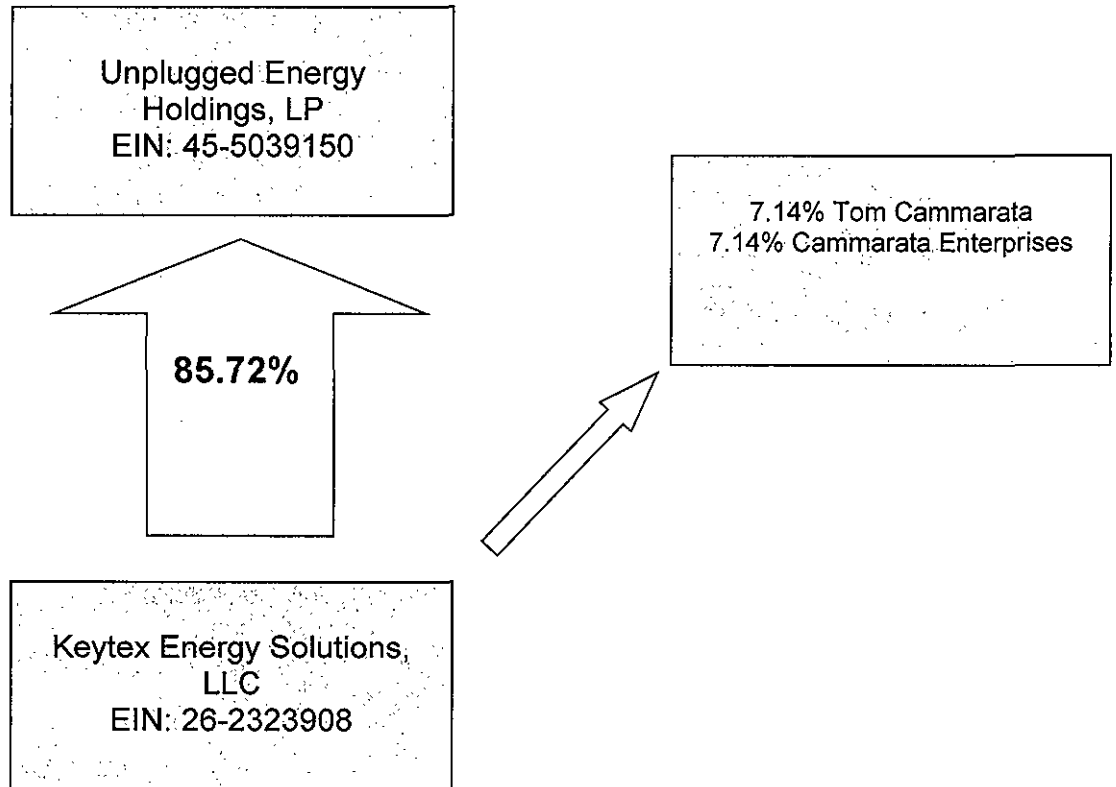


Exhibit B-1

Jurisdictions of Operation

1. Ohio CRES (Electricity & Natural Gas Broker)
2. Pennsylvania EGS (Broker)
3. New Jersey (Electricity & Natural Gas Broker)
4. Illinois ABC (Electricity & Natural Gas Broker)
5. Delaware Electric Supplier (Broker)
6. Maryland (Electricity & Natural Gas Broker)

Exhibit B-2

Experience & Plans

Keytex Energy Solutions, LLC ("Applicant"), an energy consulting and brokering company, was duly formed under the laws of the Commonwealth of Pennsylvania in 2007. Since its founding, Applicant's mission has been to become a leader in the deregulated energy market focusing on customer service and providing end-users of electricity the best possible value available in the marketplace.

Applicant has been a licensed electricity broker in Pennsylvania since March 11, 2010 (License No. A-2009-2148518), Illinois ABC License No. 12-0525, and has held a similar license in Ohio since September 14, 2011 (License No. 11-389E), as well as New Jersey (electricity and natural gas).

Serving the residential, commercial and industrial markets in the aforementioned jurisdictions, Applicant works with dozens of electricity suppliers with end-users consumption ranging from 35 MWh to 120,000 MWh in size.

Applicant reaches prospective customers through internal marketing methods focusing on direct marketing, as well as internet marketing through its website, www.keytexenergy.com

Applicant will continue, at all times, to handle customer inquiries and complaints in accordance with any and all applicable Commission rules, regulations and orders pursuant to Section 4928.10 of the Ohio Revised Code.

Exhibit B-3

Disclosure of Liabilities and Investigations

Applicant has never had or been subject to any investigations, pending or past rulings or judgment, liabilities or any other matter that could adversely impact its financial or operational status or ability to provide Power Broker services in the State of Ohio for which is it seeking recertification thereof.

Exhibit C-1

Annual Reports

This section is not applicable to Applicant. Applicant is a limited liability company with no shareholders. Annual reports are not generated or otherwise regularly provided to holders of ownership interest in Applicant.

Exhibit C-2

SEC Filings

This section is not applicable to Applicant. Neither Applicant nor its parent company is required to make such filings with the SEC.

Exhibit C-3

Financial Statements

[See attached]

keytax energy solutions, LLC (KES)
Profit & Loss
January through December 2013

| | Jan - Dec 13 |
|--------------------------------|--------------|
| Ordinary Income/Expense | |
| Income | |
| Consulting Income | 32,500.00 |
| Demand Response Income | 105,413.52 |
| Brokerage Income | 1,743,998.20 |
| Total Income | 1,881,911.72 |
| Gross Profit | 1,881,911.72 |
| Expense | |
| Trade Shows | 10,041.95 |
| Memberships | 7,787.70 |
| Copier and Printer | 10,908.70 |
| Demand Response Expense | 84,878.30 |
| Tax | 1,233.00 |
| Management Expense | 285,223.68 |
| Advertising | 29,298.75 |
| Bank Service Charges | 313.00 |
| Charitable Contribution | 18,860.00 |
| Cleaning/Janitorial | 2,988.90 |
| Commissions | 798,862.52 |
| Computer and Internet Expenses | 62,070.43 |
| Data Services | 2,619.77 |
| Subscriptions | 172.00 |
| Insurance Expense | |
| General Liability Insurance | 3,273.00 |
| Total Insurance Expense | 3,273.00 |
| Legal Expenses | 16,294.50 |
| Licenses | 16,516.49 |
| Marketing Materials | 2,206.96 |
| Meals and Entertainment | 9,724.41 |
| Office Expense | 22,031.86 |
| Office Supplies | 4,638.33 |
| Payroll Expenses | 0.00 |
| Professional Fees | 2,350.93 |
| Rent Expense | 64,840.47 |
| Security Expense | 801.24 |
| Shipping and Postage | 1,197.59 |
| Telephone Expense | 11,513.54 |
| Travel Expense | 8,345.95 |
| Utilities | 10,366.00 |
| Total Expense | 1,489,359.97 |
| Net Ordinary Income | 392,551.75 |
| Other Income/Expense | |
| Other Income | |
| Interest Income | 1.13 |
| Total Other Income | 1.13 |
| Net Other Income | 1.13 |
| Net Income | 392,552.88 |

keytex energy solutions, LLC (KES)
Statement of Cash Flows
January through December 2013

| | Jan - Dec 13 |
|---|--------------|
| OPERATING ACTIVITIES | |
| Net Income | 392,552.88 |
| Net cash provided by Operating Activities | 392,552.88 |
| INVESTING ACTIVITIES | |
| Furniture and Equipment | -6,099.00 |
| Net cash provided by Investing Activities | -6,099.00 |
| FINANCING ACTIVITIES | |
| Dividends | -544,000.00 |
| Net cash provided by Financing Activities | -544,000.00 |
| Net cash increase for period | -157,546.12 |
| Cash at beginning of period | 207,728.40 |
| Cash at end of period | 50,182.28 |


MAC

keytex energy solutions, LLC (KES)
Balance Sheet
January through December 2013

Jan 27, 14

| | |
|---------------------------------------|------------------|
| ASSETS | |
| Current Assets | |
| Checking/Savings | |
| PJM Blackrock | 6,701.13 |
| FNB Bank | 47,677.91 |
| Total Checking/Savings | 54,379.04 |
| Total Current Assets | 54,379.04 |
| Fixed Assets | |
| Computer Equipment | 8,523.13 |
| Furniture and Equipment | 8,453.87 |
| Accumulated Depreciation | -8,231.25 |
| Total Fixed Assets | 8,745.75 |
| Other Assets | |
| Invest in Keystone Energy Consu | 5,906.33 |
| Total Other Assets | 5,906.33 |
| TOTAL ASSETS | 69,031.12 |
| LIABILITIES & EQUITY | |
| Liabilities | |
| Current Liabilities | |
| Other Current Liabilities | |
| Due to Keystone Energy Consu | 6,045.92 |
| Total Other Current Liabilities | 6,045.92 |
| Total Current Liabilities | 6,045.92 |
| Total Liabilities | 6,045.92 |
| Equity | |
| Partner Draw-KEYTEX Hold LP | -601,050.36 |
| Partner Draw-DCL Services | -42,975.10 |
| Partner Draw-Cammerata Enterpri | -53,643.74 |
| Partner Draw-T.Cammerata | -53,643.74 |
| Capital - KeyTex Holdings LP | -4,404.45 |
| Capital - Cammerata Enterprises | 24,606.84 |
| Capital - DCL Services | 19,684.62 |
| Capital - T. Cammerata | 24,606.86 |
| Dividends | -1,343,165.88 |
| Retained Earnings | 2,082,773.39 |
| Net Income | 10,196.76 |
| Total Equity | 62,985.20 |
| TOTAL LIABILITIES & EQUITY | 69,031.12 |

The undersigned, as a duly appointed officer of Keytex Energy Solutions, LLC, hereby certifies the foregoing to be a true, correct and complete copy to the best of my knowledge and belief.


Name: MICHAEL J. CAMMERATA 09-17-2015
Title: CFO

keytex energy solutions, LLC (KES)
Profit & Loss
January through December 2014

| | <u>Jan - Dec 14</u> |
|--------------------------------|--------------------------|
| Ordinary Income/Expense | |
| Income | |
| Consulting Income | 60,000.00 |
| Demand Response Income | 12,305.76 |
| Brokerage Income | <u>1,780,831.83</u> |
| Total Income | <u>1,853,137.59</u> |
| Gross Profit | 1,853,137.59 |
| Expense | |
| Employee HSA | 7,920.00 |
| Brokerage Expense | 30,407.46 |
| Trade Shows | 6,158.35 |
| Memberships | 7,188.00 |
| Copier and Printer | 11,794.50 |
| Demand Response Expense | 58,406.29 |
| Management Expense | 203,712.64 |
| Advertising | 12,778.95 |
| Bank Service Charges | 155.50 |
| Charitable Contribution | 28,786.88 |
| Cleaning/Janitorial | 2,847.79 |
| Commissions | 795,025.07 |
| Computer and Internet Expenses | 24,160.38 |
| Computer Consulting Fees | 46,671.09 |
| Data Services | 4,353.59 |
| Subscriptions | 387.00 |
| Insurance Expense | |
| General Liability Insurance | <u>2,150.00</u> |
| Total Insurance Expense | 2,150.00 |
| Legal Expenses | 47,732.21 |
| Licenses | 12,145.58 |
| Marketing Materials | 1,041.18 |
| Meals and Entertainment | 8,249.91 |
| Office Expense | 29,375.02 |
| Office Supplies | 3,071.26 |
| Professional Fees | 641.40 |
| Rent Expense | 63,532.65 |
| Security Expense | 812.33 |
| Shipping and Postage | 906.43 |
| Telephone Expense | 10,587.84 |
| Travel Expense | 12,426.19 |
| Utilities | <u>10,135.94</u> |
| Total Expense | <u>1,443,561.43</u> |
| Net Ordinary Income | <u>409,576.16</u> |
| Net Income | <u><u>409,576.16</u></u> |

MAC

keytex energy solutions, LLC (KES)
Statement of Cash Flows
January through December 2014

| | <u>Jan - Dec 14</u> |
|--|---------------------|
| OPERATING ACTIVITIES | |
| Net Income | 409,576.16 |
| Adjustments to reconcile Net Income to net cash provided by operations: | |
| FNB Credit Card | 7,585.45 |
| AP - GOL | <u>204.62</u> |
| Net cash provided by Operating Activities | 417,366.23 |
| FINANCING ACTIVITIES | |
| Dividends | <u>-452,500.00</u> |
| Net cash provided by Financing Activities | <u>-452,500.00</u> |
| Net cash increase for period | -35,133.77 |
| Cash at beginning of period | 50,383.97 |
| Cash at end of period | <u>15,250.20</u> |

MAC

Accrual Basis

keytex energy solutions, LLC (KES)
Balance Sheet
January through December 2014

| | Dec 31, 14 |
|--|------------------|
| ASSETS | |
| Current Assets | |
| Checking/Savings | |
| PJM Blackrock | 7,801.13 |
| FNB Bank | 7,247.38 |
| Total Checking/Savings | 15,048.51 |
| Total Current Assets | 15,048.51 |
| Fixed Assets | |
| Computer Equipment | 8,523.13 |
| Furniture and Equipment | 8,453.87 |
| Accumulated Depreciation | -8,231.25 |
| Total Fixed Assets | 8,745.75 |
| Other Assets | |
| Invest in Keystone Energy Consu | 5,906.33 |
| Total Other Assets | 5,906.33 |
| TOTAL ASSETS | 29,700.59 |
| LIABILITIES & EQUITY | |
| Liabilities | |
| Current Liabilities | |
| Credit Cards | |
| FNB Credit Card | 7,784.07 |
| Total Credit Cards | 7,784.07 |
| Other Current Liabilities | |
| Due to Keystone Energy Consult | 6,045.92 |
| Total Other Current Liabilities | 6,045.92 |
| Total Current Liabilities | 13,829.99 |
| Total Liabilities | 13,829.99 |
| Equity | |
| Partner Draw-KEYTEX Hold LP | -601,050.36 |
| Partner Draw-DCL Services | -42,975.10 |
| Partner Draw-Cammerata Enterpri | -53,643.74 |
| Partner Draw-T.Cammerata | -53,643.74 |
| Capital - KeyTex Holdings LP | -4,404.45 |
| Capital - Cammerata Enterprises | 24,606.84 |
| Capital - DCL Services | 19,684.62 |
| Capital - T. Cammerata | 24,606.86 |
| Dividends | -1,789,665.88 |
| Retained Earnings | 2,082,773.39 |
| Net Income | 409,582.16 |
| Total Equity | 15,870.60 |
| TOTAL LIABILITIES & EQUITY | 29,700.59 |

The undersigned, as a duly appointed officer of Keytex Energy Solutions, LLC, hereby certifies the foregoing to be a true, correct and complete copy to the best of my knowledge and belief.

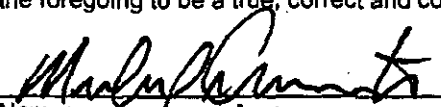

Name: MICHAEL J. CAMMERATA 09-17-2015
Title: CFO

Exhibit C-4

Financial Arrangements

Applicant has not engaged or otherwise procured financial arrangements to operate as a power broker and aggregator in the State of Ohio other than standard bank accounts for general business operations. Applicant has posted surety bonds where applicable in the jurisdictions listed on Exhibit B-1.

Exhibit C-5

Forecasted Financial Statements

[See attached]

12:52 PM

9/15/2015

Accrual Basis

keytex energy solutions (KES)
Profit & Loss
January through December, 2016

| | <u>Jan - Dec 16</u> |
|--------------------------------|---------------------|
| Ordinary Income/Expense | |
| Income | |
| Consulting Income | 100,000.00 |
| Demand Response Income | 100,000.00 |
| Brokerage Income | 1,800,000.00 |
| Total Income | <u>2,000,000.00</u> |
| Gross Profit | 2,000,000.00 |
| Expense | |
| Brokerage Expense | 2,500.00 |
| Trade Shows | 6,000.00 |
| Memberships | 7,000.00 |
| Copier and Printer | 12,000.00 |
| Demand Response Expense | 60,000.00 |
| Management Expense | 210,000.00 |
| Advertising | 10,000.00 |
| Bank Service Charges | 150.00 |
| Charitable Contribution | 30,000.00 |
| Cleaning/Janitorial | 3,000.00 |
| Commissions | 800,000.00 |
| Computer and Internet Expenses | 24,000.00 |
| Computer Consulting Fees | 45,000.00 |
| Data Services | 4,000.00 |
| Subscriptions | 500.00 |
| Insurance Expense | |
| General Liability Insurance | 2,150.00 |
| Total Insurance Expense | <u>2,150.00</u> |
| Legal Expenses | 35,000.00 |
| Licenses | 12,000.00 |
| Marketing Materials | 1,000.00 |
| Meals and Entertainment | 7,500.00 |
| Office Expense | 30,000.00 |
| Office Supplies | 3,000.00 |
| Professional Fees | 500.00 |
| Rent Expense | 64,000.00 |
| Security Expense | 800.00 |
| Shipping and Postage | 900.00 |
| Telephone Expense | 11,000.00 |
| Travel Expense | 10,000.00 |
| Utilities | 10,000.00 |
| Total Expense | <u>1,402,000.00</u> |
| Net Ordinary Income | <u>598,000.00</u> |
| Net Income | <u>598,000.00</u> |

12:52 PM

9/15/2015

Accrual Basis

keytex energy solutions (KES)
Profit & Loss
January through December, 2017

| | <u>Jan - Dec 17</u> |
|--------------------------------|---------------------|
| Ordinary Income/Expense | |
| Income | |
| Consulting Income | 105,000.00 |
| Demand Response Income | 105,000.00 |
| Brokerage Income | 1,890,000.00 |
| Total Income | <u>2,100,000.00</u> |
| Gross Profit | 2,100,000.00 |
| Expense | |
| Brokerage Expense | 2,625.00 |
| Trade Shows | 6,300.00 |
| Memberships | 7,350.00 |
| Copier and Printer | 12,600.00 |
| Demand Response Expense | 63,000.00 |
| Management Expense | 220,500.00 |
| Advertising | 10,500.00 |
| Bank Service Charges | 157.50 |
| Charitable Contribution | 31,500.00 |
| Cleaning/Janitorial | 3,150.00 |
| Commissions | 840,000.00 |
| Computer and Internet Expenses | 25,200.00 |
| Computer Consulting Fees | 47,250.00 |
| Data Services | 4,200.00 |
| Subscriptions | 525.00 |
| Insurance Expense | |
| General Liability Insurance | 2,257.50 |
| Total Insurance Expense | <u>2,257.50</u> |
| Legal Expenses | 36,750.00 |
| Licenses | 12,600.00 |
| Marketing Materials | 1,050.00 |
| Meals and Entertainment | 7,875.00 |
| Office Expense | 31,500.00 |
| Office Supplies | 3,150.00 |
| Professional Fees | 525.00 |
| Rent Expense | 67,200.00 |
| Security Expense | 840.00 |
| Shipping and Postage | 945.00 |
| Telephone Expense | 11,550.00 |
| Travel Expense | 10,500.00 |
| Utilities | 10,500.00 |
| Total Expense | <u>1,472,100.00</u> |
| Net Ordinary Income | <u>627,900.00</u> |
| Net Income | <u>627,900.00</u> |

Exhibit C-6.

Credit Rating

Credit reporting agencies are only able to provide the credit report attached hereto as Exhibit C-7. Please see Exhibit C-7 for credit reporting and related information applicable to applicant.

Exhibit C-7

Credit Report

[See attached]

Keytex Energy Solutions Llc

DUNS: 07-881-2537

Dashboard

Company Info


200 Brush Run Rd Ste C
Greensburg, PA 15601

Phone: (724) 468-6500

Scores


| PAYDEX® | Delinquency Predictor | | Financial Stress | | Supplier Eval Risk Rating | Credit Limit Rec. | DandB Rating | DandB Viability Rating |
|---------|-----------------------|-------|------------------|-------|---------------------------|-------------------|--------------|------------------------|
| Score | Score | Class | Score | Class | Rating | Recommendation | Rating | Rating |
| NA | 524 ▼ | 3 | 1503 ▼ | 3 | 6 ▲ | \$25K | -- | 66EO |

Recent Alerts

 **INQUIRY** 08/24/15 **1 New Inquiry**

 **INQUIRY** 08/23/15

1 New Inquiry

 **INQUIRY** 08/22/15 **1 New Inquiry**

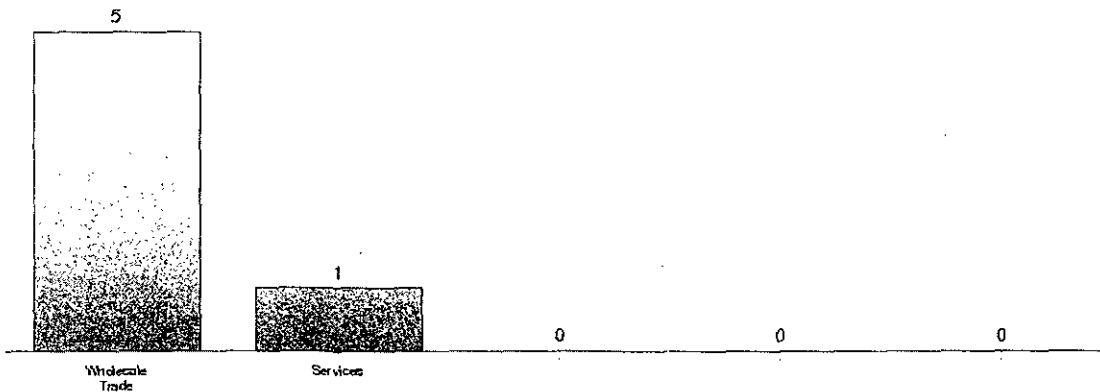
 **SCORE** 08/17/15 **Viability Rating Change**

Inquiries

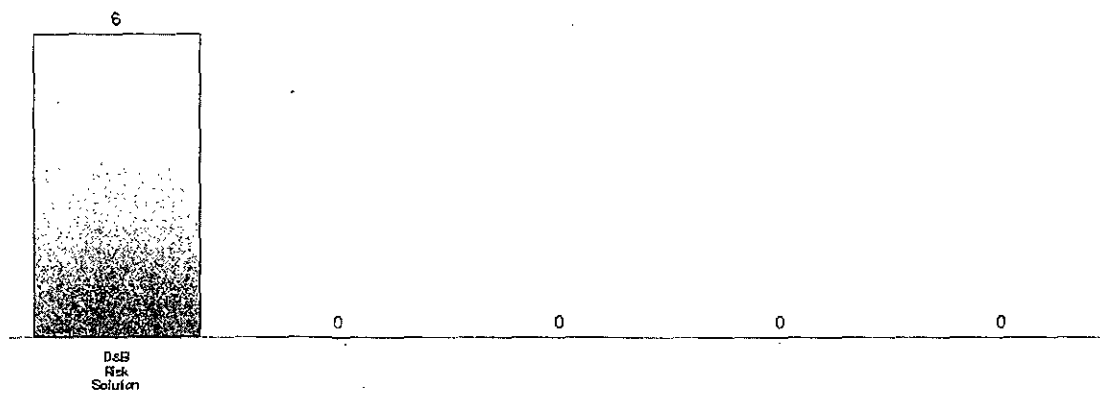
Most Recent

| Date | SIC / Sector | Report type |
|----------|-----------------|-------------------|
| 08/19/15 | Wholesale Trade | D&B Risk Solution |
| 08/19/15 | Wholesale Trade | D&B Risk Solution |
| 08/19/15 | Wholesale Trade | D&B Risk Solution |
| 07/22/15 | Wholesale Trade | D&B Risk Solution |
| 04/07/15 | Wholesale Trade | D&B Risk Solution |

Top 5 Inquiries by SIC / Sector (12 Months)



Top 5 Inquiries by Report Type (12 Months)



Scores

PAYDEX®

You must have three reported payment experiences, from at least two different vendors, to establish a PAYDEX® score. To ensure all of your payments are reflected in your credit file, add trade references to your report. Visit the Action Center to learn more.

Delinquency Predictor Score

| Score | Class | Percentile |
|--------------|----------|------------|
| 524 ▼ | 3 | 68% |

Moderate risk of severe payment delinquency over next 12 months



Understanding My Score

The D&B Delinquency Predictor (formerly the Commercial Credit Score) predicts the likelihood that a company will pay in a severely delinquent manner (91+ days past term) over the next 12 months, seek legal relief from creditors, or cease operations without paying all creditors in full over the next 12 months based on the information in D&B's database. A severely delinquent firm is defined as a business with at least 10% of its dollars 91+ days slow.

Incidence of Delinquent Payment:

Among Companies with this Classification: **5.80%**

Factors Affecting Your Score:

Limited number of satisfactory payment experiences

Higher risk industry based on delinquency rates for this industry

Higher risk region based on delinquency rates for this region

Limited business activity signals reported in the past 12 months

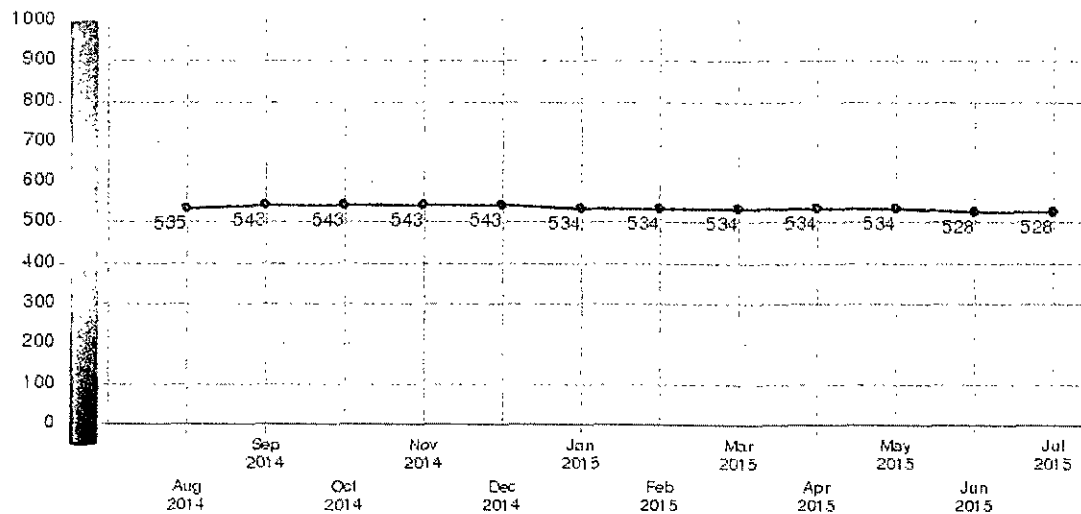
Limited time under present management control

Decreasing trend in reported number of payment experiences

Key

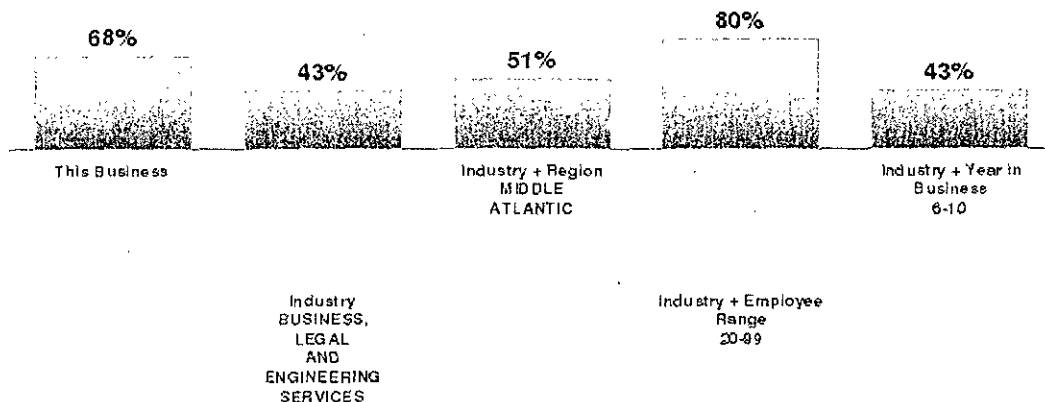
| Risk Class | % of Businesses within this Class | Percentile | Score |
|------------|-----------------------------------|------------|---------|
| 1 | 10% | 91-100 | 580-670 |
| 2 | 20% | 71-90 | 530-579 |
| 3 | 40% | 31-70 | 481-529 |
| 4 | 20% | 11-30 | 453-480 |
| 5 | 10% | 1-10 | 101-452 |

Trends - Scores, 12 Month



- My Company (524)

Industry Comparison



This business has a Credit Score Percentile that shows:

- Lower risk than other companies in the same region.
- Lower risk than other companies in the same industry.
- Higher risk than other companies in the same employee size range.
- Lower risk than other companies with a comparable number of years in business.

Financial Stress Score

Score Class Nat'l %
1503 ▼ **3** **65%**



Moderate risk of severe financial stress, such as a bankruptcy, over the next 12 months

Understanding My Score

Incidence of Financial Stress:

Among Companies with this Classification: **0.24** (84 per 10000)

Factors Affecting Your Score:

Limited time under present management control

- The Financial Stress Class Summary Model predicts the likelihood of a firm ceasing business without paying all creditors in full, or reorganization or obtaining relief from creditors under state/federal law over the next 12 months. Scores were calculated using a statistically valid model derived from D&B's extensive data files.

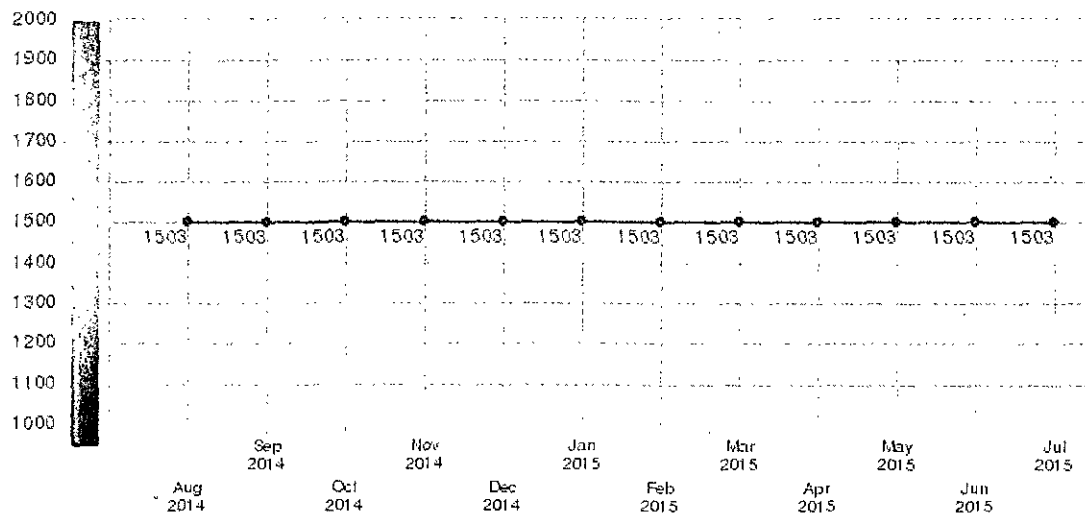
Notes:

- The Financial Stress Class indicates that this firm shares some of the same business and financial characteristics of other companies with this classification. It does not mean the firm will necessarily experience financial stress.
- The Incidence of Financial Stress shows the percentage of firms in a given Class that discontinued operations over the past year with loss to creditors. The Incidence of Financial Stress - National Average represents the national failure rate and is provided for comparative purposes.
- The Financial Stress National Percentile reflects the relative ranking of a company among all scorable companies in D&B's file.
- The Financial Stress Score offers a more precise measure of the level of risk than the Class and Percentile. It is especially helpful to customers using a scorecard approach to determining overall business performance.
- All Financial Stress Class, Percentile, Score and Incidence statistics are based on sample data from

Key

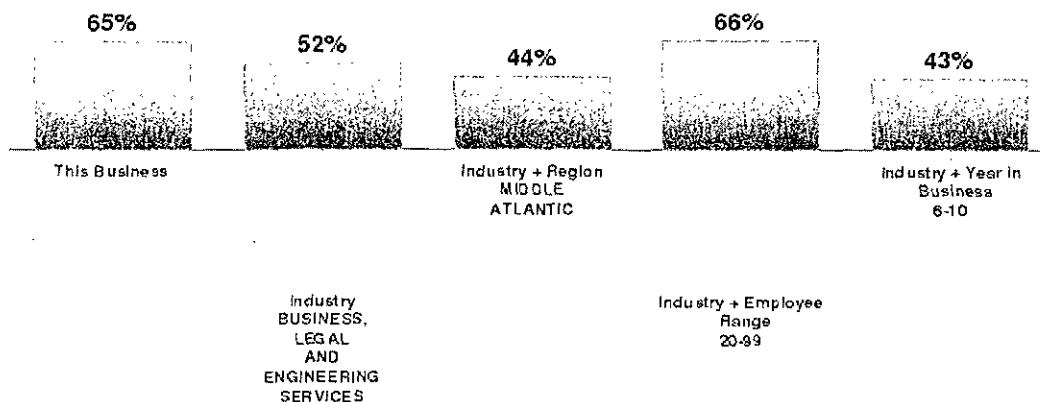
| Score | Class | Percentile | Incidence of Financial Stress |
|-----------|-------|------------|-------------------------------|
| 1570-1875 | 1 | 95-100 | 6.0% |
| 1510-1569 | 2 | 69-94 | 10.6% |
| 1450-1509 | 3 | 34-68 | 18.4% |
| 1340-1449 | 4 | 2-33 | 31.5% |
| 1001-1339 | 5 | 1 | 70.0% |

Trends - Scores, 12 Month



• My Company (1,503)

Industry Comparison




Based on payments collected over the last 4 quarters.

- Lower risk than other companies in the same region.
- Lower risk than other companies in the same industry.
- Higher risk than other companies in the same employee size range.
- Lower risk than other companies with a comparable number of years in business.

Supplier Evaluation Risk Rating

6



High risk of supplier experiencing severe financial stress over the next 12 months.

Understanding My Score

The Supplier Evaluation Risk (SER) Rating predicts the likelihood that a supplier will cease business operations or become inactive over the next 12 month period based on the depth of predictive data attributes available on the business. The SER Rating scoring system uses statistical probabilities to classify public and private companies into a 1-9 risk rating, where 1 represents low risk and 9 represents high risk.

Factors Affecting This Company's Score:

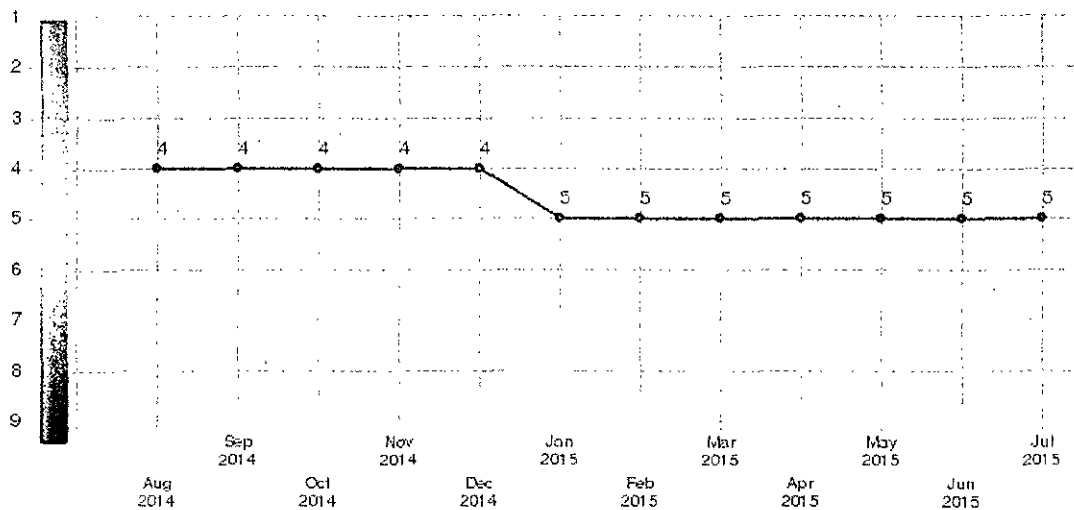
Limited number of payment experiences reported

Limited business activity signals reported in the past 12 months

Limited time in business

Higher risk industry based on inactive rate for this industry

Trends



• My Company (6)

Credit Limit Recommendation

Risk Category

1


Conservative Credit Limit

\$25k

Aggressive Credit Limit

\$45k

Low



Understanding My Score

D&B's Credit Limit Recommendation is intended to help you more easily manage your credit decisions. It provides two recommended dollar guidelines:

A conservative limit, which suggests a dollar benchmark if your policy is to extend less credit to minimize risk.

An aggressive limit, which suggests a dollar benchmark if your policy is to extend more credit with potentially more risk.

The dollar guideline amounts are based on a historical analysis of credit demand of customers in D&B's U.S. payments database which have a similar profile to your business.

D&B Rating®

Rating

--

D&B Rating®

Date Applied

2013-04-23

Understanding My Score

Factors Affecting Your Score

of Employees Total: **20 (19 here)**

Payment Activity (based on 1 experiences):

Average High Credit: **\$500**

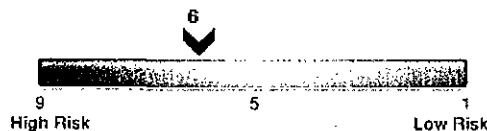
Highest Credit: **\$500**

Total Highest Credit: **\$500**

Note: The Worth amount in this section may have been adjusted by D&B to reflect typical deductions, such as certain intangible assets.

D&B Viability Rating

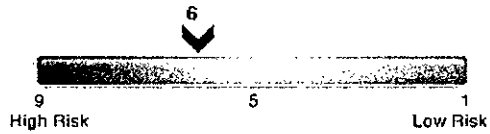
Viability Score



Compared to ALL US Businesses within the D&B Database:

- Level of Risk: **Moderate Risk**
- Businesses ranked 6 have a probability of becoming no longer viable: **13%**
- Percentage of businesses ranked 6: **30%**
- Across all US businesses, the average probability of becoming no longer viable: **14%**


Portfolio Comparison



Compared to ALL US Businesses within the D&B Database:

- Model Segment: **Limited Trade Payments**
- Level of Risk: **Moderate Risk**
- Businesses ranked 6 within this model segment have a probability of becoming no longer viable: **13%**
- Percentage of businesses ranked 6 within this model segment: **25%**
- Within this model segment, the average probability of becoming no longer viable: **11%**

Data Depth Indicator



Data Depth Indicator:

Rich Firmographics
Sparse Commercial Trading Activity
No Financial Attributes



Company Profile

| Financial Data | Trade Payments | Company Size | Years in Business |
|----------------|-----------------------|--------------|-------------------|
| Not Available | Available (1-2 Trade) | Medium | Established |

Compared to ALL US Businesses within the D&B Database:

- Financial Data: **Not Available**
- Trade Payments: **Available: 1-2 Trade**
- Company Size: **Medium: Employees: 10-49 or Sales: \$100K-\$499K**
- Years in Business: **Established: 5+**

Inquiries

12 Month Summary

Over the past 12 months ending 8-2015, 6 individual requests for information on your company were received; this represents a 100.00% increase over the prior 12 month period. The 6 inquiries were made by 3 unique customers indicating that some companies have inquired on your business multiple times and may be monitoring you. Of the total products purchased, 5, or 83.33% came from the Wholesale Trade sector; 1, or 16.67% came from the Services sector.

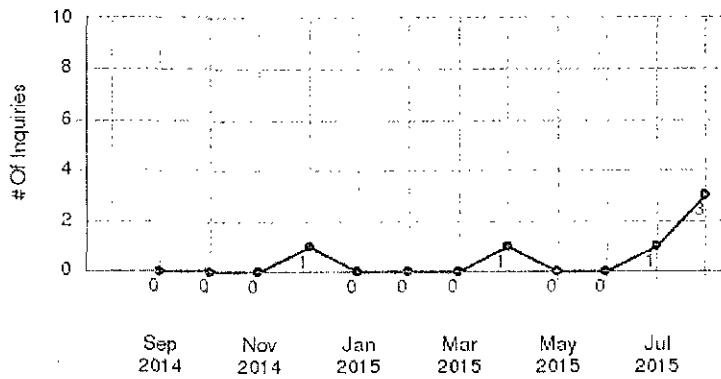
12 Month Total# Inquiries: 6

12 Month Unique Customers: 3

Date ▼ Report type SIC / Sector

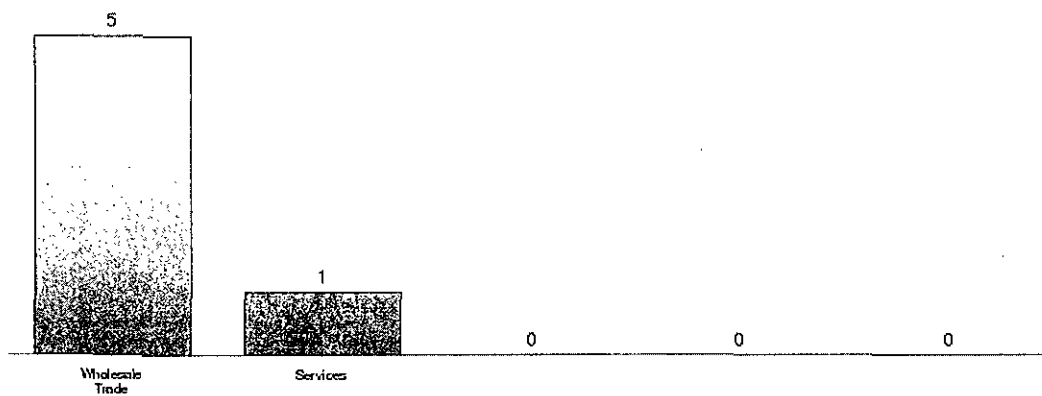
| | | |
|----------|-------------------|-----------------|
| 08/19/15 | D&B Risk Solution | Wholesale Trade |
| 08/19/15 | D&B Risk Solution | Wholesale Trade |
| 08/19/15 | D&B Risk Solution | Wholesale Trade |
| 07/22/15 | D&B Risk Solution | Wholesale Trade |
| 04/07/15 | D&B Risk Solution | Wholesale Trade |
| 12/16/14 | D&B Risk Solution | Services |

Trends - 12 Month




Top 5 Inquiries by Report

Type (12 Months)



Top 5 Report Types

Graph(12 Months)



0

0

0

0

D&B
Risk
Solution

All Inquiries by Industry and SIC / Sector

| SIC/Sector | Sep. 2014 to Nov 2014 | Dec. 2014 to Feb 2015 | Mar. 2015 to May 2015 | Jun. 2015 to Aug 2015 | Total Inquiries |
|-----------------|--------------------------|--------------------------|--------------------------|--------------------------|--------------------|
| Services | 0 | 1 | 0 | 0 | 1 |
| Wholesale Trade | 0 | 0 | 1 | 4 | 5 |

Inquiries by Report Type

| Report Type | Sep. 2014 to Nov 2014 | Dec. 2014 to Feb 2015 | Mar. 2015 to May 2015 | Jun. 2015 to Aug 2015 | Total |
|-------------------|--------------------------|--------------------------|--------------------------|--------------------------|-------|
| D&B Risk Solution | 0 | 1 | 1 | 4 | 6 |

Payments

Currency: Shown in USD unless otherwise indicated

Payments Summary

Current Unavailable
 PAYDEX®:
 Industry Median: 78 Equal to 3 DAYS BEYOND terms

Total payment Experiences in D&Bs File (HQ): 1
 Payments Within Terms (not dollar weighted): NA
 Total Placed For Collection: NA
 Average Highest Credit: 500
 Largest High Credit: 500
 Highest Now Owning: 250
 Highest Past Due: NA

Payments Summary by Industry

Total (Last 24 Months): 1

| | Total Received | Total Dollar Amount | Largest High Credit Payment summary | Within Terms | 31 | Days Slow 30-80 | 81-90 | 90 |
|----------------------------------|-------------------|------------------------|--|-----------------|----|--------------------|-------|----|
| Top Industries | | | | | | | | |
| Telephone communictns | 1 | \$500 | \$500 | 100% | 0 | 0 | 0 | 0 |
| Other Categories | | | | | | | | |
| Cash experiences | 0 | \$0 | \$0 | -- | -- | -- | -- | -- |
| Unknown | 0 | \$0 | \$0 | -- | -- | -- | -- | -- |
| Unfavorable comments | 0 | \$0 | \$0 | -- | -- | -- | -- | -- |
| Placed for collections with D&B: | 0 | \$0 | \$0 | -- | -- | -- | -- | -- |
| Other | 0 | N/A | \$0 | -- | -- | -- | -- | -- |
| Total in D&B's file | 1 | \$500 | \$500 | -- | -- | -- | -- | -- |

Payments Beyond Terms

We currently don't have enough data to display this section.

All Payments

Total (Last 24 Months): 1

| Date | Paying Record | High Credit | Now Owes | Past Due | Selling Terms | Last sale w/ (Mo.) |
|---------|---------------|-------------|----------|----------|---------------|--------------------|
| 06/2015 | Ppt | \$500 | \$250 | \$0 | -- | -- |

Indications of slowness can be the result of disputes over merchandise, skipped invoices, etc. Accounts are sometimes placed in collection even though the existence or amount of debt is disputed.

The public record items contained in this report may have been paid, terminated, vacated or released prior to the date this report was printed.

History & Operations

Currency: Shown in USD unless otherwise indicated

Company Overview

| | | | |
|---------------------------|--|------------------------------------|----|
| Company Name: | KEYTEX ENERGY SOLUTIONS LLC | URL: | NA |
| Doing Business As: | KEYTEX ENERGY SOLUTIONS LLC | Stock Symbol: | NA |
| Street Address: | 200 Brush Run Rd Ste C Greensburg, PA 15601 | History: | NA |
| Phone: | (724) 468-6500 | Operations: | NA |
| Fax: | NA | Present Management Control: | NA |
| | | Annual Sales: | NA |

History

The following information was reported: 06/27/2015

Officer(s):
GREG CAMMERATA, MBR-PRES

LENNIE DAVIS, MBR-SR V PRES

The Pennsylvania Secretary of State business registrations file showed that KeyTex Energy Solutions LLC was registered as a Limited Liability Company on July 11, 2007. Although this company operates as a Limited Liability Company, the members have elected to use officer titles to denote areas of responsibility.

Ownership information provided verbally by Lennie Davis, Mbr, on Apr 23 2013.

Business started 2007.

GREG CAMMERATA. Antecedents are undetermined.

LENNIE DAVIS. Antecedents are undetermined.

Business Registration

CORPORATE AND BUSINESS REGISTRATIONS REPORTED BY THE SECRETARY OF STATE OR OTHER OFFICIAL SOURCE AS OF
AUGUST 14 2015.

The following data is for informational purposes only and is not an official record. Certified copies may be obtained from the Pennsylvania Department of State.

| | | |
|--------------------------------|---|----|
| Registered Name: | KeyTex Energy Solutions LLC | NA |
| Business Type: | NA | |
| Corporation Type: | NA | |
| Date Incorporated: | NA | |
| State of Incorporation: | PENNSYLVANIA | |
| Filing Date: | Jul 11 2007 | |
| FilingFedID: | NA | |
| Registration ID: | 3742129 | |
| Duration: | PERPETUAL | |
| Duration Date: | NA | |
| Status: | ACTIVE | |
| Status Attained Date: | NA | |
| Where Filed: | SECRETARY OF STATE/CORPORATIONS DIVISION, HARRISBURG, PA | |
| Registered Agent: | NA | |
| Agent Appointed: | NA | |
| AgentStatus: | NA | |
| Principals: | | |

Operations

06/27/2015

Description:

Operates a contract services broker specializing in energy broker (80%). Operates as commodity contracts brokers or dealers specializing in electricity & natural gas (20%).

WEBSITE: <http://keytexenergy.com/>.

TOLL FREE NUMBER: 855 824-6541.

FAX NUMBER: 724 468-6504.

Terms are through ACH & checks. Sells to business to business, commercial concerns, industries and municipal.
Territory : International.

Employees: 20 which includes partners. 19 employed here.

Facilities: Leases 2,000 sq. ft. in on 1st floor of 2 story brick a building.

Location: Commercial section on main highway.

Branches: NA

Subsidiaries: NA

Subsidiaries: NA

Subsidiaries: NA

Subsidiaries: NA

Subsidiaries: This business has one subsidiary listed below.

KeyTex Energy LLC (100%) chartered 2007. Operates as a commodity broker and energy broker.

SIC & NAICS

SIC:

Based on information in our file, D&B has assigned this company an extended 8-digit SIC. D&B's use of 8-digit SICs enables us to be more specific to a company's operations than if we use the standard 4-digit code. The 4-digit SIC numbers link to the description on the Occupational Safety & Health Administration (OSHA) Web site. Links open in a new browser window.

7389 0103 Brokers, contract services

6221 0000 Commodity contracts brokers, dealers

NAICS:

523130 Commodity Contracts Dealing

711410 Agents and Managers for Artists, Athletes, Entertainers, and Other Public Figures

Public Filings

Currency: Shown in USD unless otherwise indicated

Summary

The following data includes both open and closed filings found in D&B's database on this company.

| Record Type | # of Records | Most Recent Filing Date |
|------------------------|--------------|-------------------------|
| Bankruptcy Proceedings | - | - |
| Judgments | 0 | - |
| Liens | 0 | - |
| Suits | 0 | - |
| UCCs | 0 | - |

The following Public Filing data is for information purposes only and is not the official record.
Certified copies can only be obtained from the official source.

Judgments

We currently don't have enough data to display this section.

Liens

We currently don't have enough data to display this section.

Suits

We currently don't have enough data to display this section.

Government Activity

We currently don't have enough data to display this section.

Banking & Finance

Financial Statements

We currently don't have enough data to display this section.

Banking

We currently don't have enough data to display this section.

Special Events

We currently don't have enough data to display this section.

Corporate Linkage

Parent

| Company Name | DUNS # | City, State |
|-----------------------------|-------------|--------------------------|
| KEYTEX ENERGY SOLUTIONS LLC | 07-881-2537 | GREENSBURG, PENNSYLVANIA |

Headquarters (US)

| Company Name | DUNS # | City, State |
|-----------------------------|-------------|--------------------------|
| KEYTEX ENERGY SOLUTIONS LLC | 07-881-2537 | GREENSBURG, PENNSYLVANIA |

US Linkages

| Company Name | DUNS # | City, State |
|--------------|--------|-------------|
|--------------|--------|-------------|

Subsidiaries

| | | |
|-------------------|-------------|--------------------------|
| KEYTEX ENERGY LLC | 80-079-6174 | GREENSBURG, PENNSYLVANIA |
|-------------------|-------------|--------------------------|

International Linkages

We currently don't have enough data to display this section.

Exhibit C-8

Bankruptcy Information

This section is inapplicable to Applicant since neither Applicant, its parent company nor any affiliates thereof have filed for bankruptcy, or any form of reorganization or protection from creditors within the two most recent years preceding this application.

Exhibit C-9

Merger Information

This section is inapplicable to Applicant as applicant has not been a party to any dissolution, merger or acquisition within the five (5) most recent years preceding this application.