



Case No.: 13-0208 -EL-EEC

Mercantile Customer: Walgreen Co.

Electric Utility: Ohio Edison Company

Program Title or
Description: See the attached Exhibit A

Rule 4901:1-39-05(F), Ohio Administrative Code (O.A.C.), permits a mercantile customer to file, either individually or jointly with an electric utility, an application to commit the customer's existing demand reduction, demand response, and energy efficiency programs for integration with the electric utility's programs. The following application form is to be used by mercantile customers, either individually or jointly with their electric utility, to apply for commitment of such programs in accordance with the Commission's pilot program established in Case No. [10-834-EL-POR](#)

Completed applications requesting the cash rebate reasonable arrangement option (Option 1) in lieu of an exemption from the electric utility's energy efficiency and demand reduction (EEDR) rider will be automatically approved on the sixty-first calendar day after filing, unless the Commission, or an attorney examiner, suspends or denies the application prior to that time. Completed applications requesting the exemption from the EEDR rider (Option 2) will also qualify for the 60-day automatic approval so long as the exemption period does not exceed 24 months. Rider exemptions for periods of more than 24 months will be reviewed by the Commission Staff and are only approved up the issuance of a Commission order.

Complete a separate application for each customer program. Projects undertaken by a customer as a single program at a single location or at various locations within the same service territory should be submitted together as a single program filing, when possible. Check all boxes that are applicable to your program. For each box checked, be sure to complete all subparts of the question, and provide all requested additional information. Submittal of incomplete applications may result in a suspension of the automatic approval process or denial of the application.

Any confidential or trade secret information may be submitted to Staff on disc or via email at ee-pdr@puc.state.oh.us.

Section 1: Mercantile Customer Information

Name:Walgreen Co.

Principal address:300 Wilmot Rd. MS#3301, Deerfield, IL 60015

Address of facility for which this energy efficiency program applies:See the attached Exhibit A

Name and telephone number for responses to questions:Laura Hill 847-527-4729

Electricity use by the customer (check the box(es) that apply):

- ☐ The customer uses more than seven hundred thousand kilowatt hours per year at the above facility. (Please attach documentation.)
- ☒ The customer is part of a national account involving multiple facilities in one or more states. (Please attach documentation.)

Section 2: Application Information

A) The customer is filing this application (choose which applies):

- ☐ Individually, without electric utility participation.
- ☒ Jointly with the electric utility.

B) The electric utility is: Ohio Edison Company

C) The customer is offering to commit (check any that apply):

- ☐ Energy savings from the customer's energy efficiency program. (Complete Sections 3, 5, 6, and 7.)
- ☐ Capacity savings from the customer's demand response/demand reduction program. (Complete Sections 4, 5, 6, and 7.)
- ☒ Both the energy savings and the capacity savings from the customer's energy efficiency program. (Complete all sections of the Application.)

Section 3: Energy Efficiency Programs

A) The customer's energy efficiency program involves (check those that apply):

- ☒ Early replacement of fully functioning equipment with new equipment. (Provide the date on which the customer replaced fully functioning equipment, and the date on which the customer would have replaced such equipment if it had not been replaced early. Please include a brief explanation for how the customer determined this future replacement date (or, if not known, please explain why this is not known)). **If Checked, Please see Exhibit 1 and Exhibit 2**
- ☐ Installation of new equipment to replace equipment that needed to be replaced. The customer installed new equipment on the following date(s): ____.
- ☐ Installation of new equipment for new construction or facility expansion. The customer installed new equipment on the following date(s): ____.
- ☐ Behavioral or operational improvement.

B) Energy savings achieved/to be achieved by the energy efficiency program:

- 1) If you checked the box indicating that the project involves the early replacement of fully functioning equipment replaced with new equipment, then calculate the annual savings [(kWh used by the original equipment) - (kWh used by new equipment) = (kWh per year saved)]. Please attach your calculations and record the results below:

Annual savings: See Exhibit A - 1,327,749 kWh

- 2) If you checked the box indicating that the customer installed new equipment to replace equipment that needed to be replaced, then calculate the annual savings [(kWh used by less efficient new equipment) - (kWh used by the higher efficiency new equipment) = (kWh per year saved)]. Please attach your calculations and record the results below:

Annual savings: _____ kWh

Please describe any less efficient new equipment that was rejected in favor of the more efficient new equipment. **Please see Exhibit 1 if applicable**

- 3) If you checked the box indicating that the project involves equipment for new construction or facility expansion, then calculate the annual savings [(kWh used by less efficient new equipment) - (kWh used by higher efficiency new equipment) = (kWh per year saved)]. Please attach your calculations and record the results below:

Annual savings: _____ kWh

Please describe the less efficient new equipment that was rejected in favor of the more efficient new equipment. **Please see Exhibit 1 if applicable**

- 4) If you checked the box indicating that the project involves behavioral or operational improvements, provide a description of how the annual savings were determined.

Section 4: Demand Reduction/Demand Response Programs

A) The customer's program involves (check the one that applies):

- ☒ Coincident peak-demand savings from the customer's energy efficiency program.
- ☐ Actual peak-demand reduction. (Attach a description and documentation of the peak-demand reduction.)
- ☐ Potential peak-demand reduction (check the one that applies):
 - ☐ The customer's peak-demand reduction program meets the requirements to be counted as a capacity resource under a tariff of a regional transmission organization (RTO) approved by the Federal Energy Regulatory Commission.
 - ☐ The customer's peak-demand reduction program meets the requirements to be counted as a capacity resource under a program that is equivalent to an RTO program, which has been approved by the Public Utilities Commission of Ohio.

B) On what date did the customer initiate its demand reduction program?

See Exhibit A - 9/7/2012

C) What is the peak demand reduction achieved or capable of being achieved (show calculations through which this was determined):

See Exhibit A - 156 kW

Section 5: Request for Cash Rebate Reasonable Arrangement (Option 1) or Exemption from Rider (Option 2)

Under this section, check the box that applies and fill in all blanks relating to that choice.

Note: If Option 2 is selected, the application will not qualify for the 60-day automatic approval. All applications, however, will be considered on a timely basis by the Commission.

A) The customer is applying for:

☒ Option 1: A cash rebate reasonable arrangement.

OR

☐ Option 2: An exemption from the energy efficiency cost recovery mechanism implemented by the electric utility.

OR

☐ Commitment payment

B) The value of the option that the customer is seeking is:

Option 1: A cash rebate reasonable arrangement, which is the lesser of (show both amounts):

☒ A cash rebate of \$79,664.00. (Rebate shall not exceed 50% project cost. Attach documentation showing the methodology used to determine the cash rebate value and calculations showing how this payment amount was determined.)

Option 2: An exemption from payment of the electric utility's energy efficiency/peak demand reduction rider.

☐ An exemption from payment of the electric utility's energy efficiency/peak demand reduction rider for _____ months (not to exceed 24 months). (Attach calculations showing how this time period was determined.)

OR

☐ A commitment payment valued at no more than \$_____. (Attach documentation and calculations showing how this payment amount was determined.)

OR

- ☐ Ongoing exemption from payment of the electric utility's energy efficiency/peak demand reduction rider for an initial period of 24 months because this program is part of the customer's ongoing efficiency program. (Attach documentation that establishes the ongoing nature of the program.) In order to continue the exemption beyond the initial 24 month period, the customer will need to provide a future application establishing additional energy savings and the continuance of the organization's energy efficiency program.)

Section 6: Cost Effectiveness

The program is cost effective because it has a benefit/cost ratio greater than 1 using the (choose which applies):

- ☐ Total Resource Cost (TRC) Test. The calculated TRC value is: _____(Continue to Subsection 1, then skip Subsection 2)
- ☒ Utility Cost Test (UCT) . The calculated UCT value is: **See Exhibit 3** (Skip to Subsection 2.)

Subsection 1: TRC Test Used (please fill in all blanks).

The TRC value of the program is calculated by dividing the value of our avoided supply costs (generation capacity, energy, and any transmission or distribution) by the sum of our program overhead and installation costs and any incremental measure costs paid by either the customer or the electric utility.

The electric utility's avoided supply costs were _____.

Our program costs were _____.

The incremental measure costs were _____.

Subsection 2: UCT Used (please fill in all blanks).

We calculated the UCT value of our program by dividing the value of our avoided supply costs (capacity and energy) by the costs to our electric utility (including administrative costs and incentives paid or rider exemption costs) to obtain our commitment.

Our avoided supply costs were **See Exhibit 3**

The utility's program costs were **See Exhibit 3**

The utility's incentive costs/rebate costs were **See Exhibit 3**

Section 7: Additional Information

Please attach the following supporting documentation to this application:

- Narrative description of the program including, but not limited to, make, model, and year of any installed and replaced equipment.
- A copy of the formal declaration or agreement that commits the program or measure to the electric utility, including:
 - 1) any confidentiality requirements associated with the agreement;
 - 2) a description of any consequences of noncompliance with the terms of the commitment;
 - 3) a description of coordination requirements between the customer and the electric utility with regard to peak demand reduction;
 - 4) permission by the customer to the electric utility and Commission staff and consultants to measure and verify energy savings and/or peak-demand reductions resulting from your program; and,
 - 5) a commitment by the customer to provide an annual report on your energy savings and electric utility peak-demand reductions achieved.
- A description of all methodologies, protocols, and practices used or proposed to be used in measuring and verifying program results. Additionally, identify and explain all deviations from any program measurement and verification guidelines that may be published by the Commission.



Public Utilities Commission

Application to Commit
Energy Efficiency/Peak Demand
Reduction Programs
(Mercantile Customers Only)

Case No.: 13-0208 -EL-EEC

State of Ohio :

Laura Hill , Affiant, being duly sworn according to law, deposes and says that:

1. I am the duly authorized representative of:

Walgreen Co.

[insert customer or EDU company name and any applicable name(s) doing business as]

2. I have personally examined all the information contained in the foregoing application, including any exhibits and attachments. Based upon my examination and inquiry of those persons immediately responsible for obtaining the information contained in the application, I believe that the information is true, accurate and complete.

Laura Hill Sr. Accountant Credits & Incentives
Signature of Affiant & Title

Sworn and subscribed before me this 22nd day of January, 2013 Month/Year

June E Brizzo
Signature of official administering oath

June E Brizzo
Print Name and Title Notary Public

My commission expires on 05/17/16



| Walgreen Co - OE - EXHIBIT A Docket# 13-0208 | | | | | | | | | | | | | |
|--|---|---|--|--|--|------------------------------------|--|--|-----------------|-------------------------------|---------------|-----------------------------|-------------|
| Site Name | Early replacement of fully functioning equipment with new equipment | Installation of new equipment to replace failed equipment | Installation of new equipment for new construction or facility expansion | Behavioral modification or operational improvement | Site | Early Replacement kWh Saving/ Year | Installation of new equipment to replace failed equipment kWh Savings/Year | Behavioral Modification kWh Saving/ Year | In Service Date | Utility Peak Demand Reduction | Rebate Amount | Type | Utility Co. |
| Walgreens Store #1398 | X | | | | 525 E. Midlothian Blvd., Youngstown, OH 44502 | 51,362 | | | 9/13/2012 | 6 | \$ 3,082.00 | Refrigerated Case Retrofits | OE |
| Walgreens Store #3741 | X | | | | 302 S. Canton Rd., Akron, OH 44312 | 51,362 | | | 9/17/2012 | 6 | \$ 3,082.00 | Refrigerated Case Retrofits | OE |
| Walgreens Store #4295 | X | | | | 2086 Graham Rd., Stow, OH 44224 | 51,362 | | | 9/14/2012 | 6 | \$ 3,082.00 | Refrigerated Case Retrofits | OE |
| Walgreens Store #4775 | X | | | | 9043 Darrow Rd., Twinsburg, OH 44087 | 51,198 | | | 9/12/2012 | 6 | \$ 3,072.00 | Refrigerated Case Retrofits | OE |
| Walgreens Store #5138 | X | | | | 100 Cleveland St., Elyria, OH 44035 | 52,347 | | | 9/7/2012 | 6 | \$ 3,141.00 | Refrigerated Case Retrofits | OE |
| Walgreens Store #5431 | X | | | | 1337 Pearl Rd., Brunswick, OH 44212 | 51,035 | | | 9/14/2012 | 6 | \$ 3,062.00 | Refrigerated Case Retrofits | OE |
| Walgreens Store #5549 | X | | | | 804 West Market St., Warren, OH 44481 | 51,035 | | | 9/13/2012 | 6 | \$ 3,062.00 | Refrigerated Case Retrofits | OE |
| Walgreens Store #5639 | X | | | | 320 S. Water St., Kent, OH 44240 | 51,783 | | | 9/17/2012 | 6 | \$ 3,107.00 | Refrigerated Case Retrofits | OE |
| Walgreens Store #5904 | X | | | | 830 Brittain Rd., Akron, OH 44305 | 51,035 | | | 9/17/2012 | 6 | \$ 3,062.00 | Refrigerated Case Retrofits | OE |
| Walgreens Store #6116 | X | | | | 9110 Dublin Rd., Powell, OH 43065 | 51,152 | | | 9/21/2012 | 6 | \$ 3,069.00 | Refrigerated Case Retrofits | OE |
| Walgreens Store #6458 | X | | | | 805 N. Court St., Medina, OH 44256 | 51,035 | | | 9/14/2012 | 6 | \$ 3,062.00 | Refrigerated Case Retrofits | OE |
| Walgreens Store #6521 | X | | | | 2609 E. Main St., Springfield, OH 45503 | 51,403 | | | 9/24/2012 | 6 | \$ 3,084.00 | Refrigerated Case Retrofits | OE |
| Walgreens Store #6522 | X | | | | 1880 S. Limestone St., Springfield, OH 45505 | 51,675 | | | 9/24/2012 | 6 | \$ 3,101.00 | Refrigerated Case Retrofits | OE |
| Walgreens Store #6574 | X | | | | 5411 Leavitt Rd., Lorian, OH 44053 | 52,347 | | | 9/7/2012 | 6 | \$ 3,141.00 | Refrigerated Case Retrofits | OE |
| Walgreens Store #7719 | X | | | | 663 E. Aurora Rd., Macedonia, OH 44056 | 51,198 | | | 9/12/2012 | 6 | \$ 3,072.00 | Refrigerated Case Retrofits | OE |
| Walgreens Store #7861 | X | | | | 30 W. McKinley Way, Poland, OH 44514 | 50,702 | | | 9/13/2012 | 6 | \$ 3,042.00 | Refrigerated Case Retrofits | OE |
| Walgreens Store #7865 | X | | | | 1950 Wales Rd. NE, Massillon, OH 44646 | 49,842 | | | 9/18/2012 | 6 | \$ 2,990.00 | Refrigerated Case Retrofits | OE |
| Walgreens Store #7884 | X | | | | 1122 N. Limestone St., Springfield, OH 45503 | 51,035 | | | 9/25/2012 | 6 | \$ 3,062.00 | Refrigerated Case Retrofits | OE |
| Walgreens Store #7910 | X | | | | 1380 Lexington Ave., Mansfield, OH 44905 | 51,035 | | | 9/18/2012 | 6 | \$ 3,062.00 | Refrigerated Case Retrofits | OE |
| Walgreens Store #9047 | X | | | | 1000 Park Ave., Mansfield, OH 44906 | 49,842 | | | 9/18/2012 | 6 | \$ 2,990.00 | Refrigerated Case Retrofits | OE |
| Walgreens Store #9077 | X | | | | 3390 Elm Rd., Warren, OH 44483 | 49,842 | | | 9/13/2012 | 6 | \$ 2,990.00 | Refrigerated Case Retrofits | OE |
| Walgreens Store #9346 | X | | | | 9166 State Route 43, Streetsboro, OH 44241 | 51,035 | | | 9/14/2012 | 6 | \$ 3,062.00 | Refrigerated Case Retrofits | OE |
| Walgreens Store #9372 | X | | | | 33760 Center Ridge Rd., N Ridgeville, OH 44039 | 51,035 | | | 9/7/2012 | 6 | \$ 3,062.00 | Refrigerated Case Retrofits | OE |
| Walgreens Store #9377 | X | | | | 2124 E. State St., Salem, OH 44460 | 49,982 | | | 9/14/2012 | 6 | \$ 2,999.00 | Refrigerated Case Retrofits | OE |
| Walgreens Store #9903 | X | | | | 3800 Tippecanoe Rd., Youngstown, OH 44511 | 51,035 | | | 9/14/2012 | 6 | \$ 3,062.00 | Refrigerated Case Retrofits | OE |
| Walgreens Store #10136 | X | | | | 770 Ashland Rd., Mansfield, OH 44905 | 51,035 | | | 9/18/2012 | 6 | \$ 3,062.00 | Refrigerated Case Retrofits | OE |

Totals 1,327,749 156 \$ 79,664.00

Customer Legal Entity Name: WALGREEN CO.
Site Address: Walgreens Store # 1398
Principal Address: 525 E. Midlothian Blvd

| Project No. | Project Name | Narrative description of your program including, but not limited to, make, model, and year of any installed and replaced equipment: | Description of methodologies, protocols and practices used in measuring and verifying project results | What date would you have replaced your equipment if you had not replaced it early? Also, please explain briefly how you determined this future replacement date. | Please describe the less efficient new equipment that you rejected in favor of the more efficient new equipment. |
|-------------|-----------------------------|--|---|---|--|
| 1 | Refrigerated Case Retrofits | The existing reach-in beverage and frozen food cases were retrofitted to conserve energy in the store; both cases have fluorescent T8 lighting and PSC fan motors. The beverage case has an open front with an air curtain, which maintains a barrier between the refrigerated air in the case and the ambient air in the store. The beverage and frozen food cases were upgraded with new LED lighting and high-efficiency electrically-commutated fan motors. The LED lighting uses less energy than the fluorescent lighting and provides higher light levels on the refrigerated product. The ECM fan motors use less energy than the PSC motors and still provide the required amount of air flow through the case. Doors were installed on the open beverage case to significantly reduce the heat loading on the refrigeration equipment. | Please see the attached calculations "WG 1398_Refrigerated Cases Calculations.pdf". An energy study was conducted on an open beverage case at the Lake Zurich Walgreens location. The purpose of the study was to determine the energy savings from installing doors on an open beverage case. The 20' beverage case in the study is representative of the beverage cases found in all corporate Walgreens locations. See the attached document "WG 1398_Lake Zurich Retrofit Report.pdf" which determines the energy saved from enclosing the open cases with doors. | 2 to 3 years. The decision to retrofit the refrigerated cases was made to reduce energy use, increase light levels on the product, and to reduce maintenance costs. | N/A |

Docket No. 13-0208
Site: 525 E. Midlothian Blvd

Exhibit 2

Customer Legal Entity Name: WALGREEN CO.

Site Address: Walgreens Store # 1398

Principal Address: 525 E. Midlothian Blvd

| | Unadjusted Usage, kwh (A) | Weather Adjusted Usage, kwh (B) | Weather Adjusted Usage with Energy Efficiency Addbacks, kwh (c) <i>Note 1</i> |
|----------------|------------------------------|------------------------------------|---|
| 2011 | 320,640 | 320,640 | 320,640 |
| Average | 320,640 | 320,640 | 320,640 |

| Project Number | Project Name | In-Service Date | Project Cost \$ | 50% of Project Cost \$ | KWh Saved/Year (D) counting towards utility compliance | KWh Saved/Year (E) eligible for incentive | Utility Peak Demand Reduction Contribution, KW (F) | Prescriptive Rebate Amount (G) \$ | Eligible Rebate Amount (H) \$ <i>Note 2</i> | Commitment Payment \$ |
|----------------|-----------------------------|-----------------|-----------------|------------------------|--|---|--|-----------------------------------|--|-----------------------|
| 1 | Refrigerated Case Retrofits | 09/13/2012 | \$10,129 | \$5,065 | 51,362 | 51,362 | 6 | \$4,109 | \$3,082 | |
| | | | | | - | - | - | | | |
| | | | | | - | - | - | | | |
| | | | | | - | - | - | | | |
| | | | | | - | - | - | | | |
| | | | | | - | - | - | | | |
| | | | | | - | - | - | | | |
| | | | | | - | - | - | | | |
| | | | | | - | - | - | | | |
| | | | | | - | - | - | | | |
| | | | | | - | - | - | | | |
| | | | | | - | - | - | | | |
| | | | | | - | - | - | | | |
| | | | | | - | - | - | | | |
| | | | | | - | - | - | | | |
| | | | | | - | - | - | | | |
| | | | | | - | - | - | | | |
| | | | | | - | - | - | | | |
| | | | | | - | - | - | | | |
| | | | | | - | - | - | | | |
| | | | | | - | - | - | | | |
| | | | | | - | - | - | | | |
| | | | | | - | - | - | | | |
| | | | | | - | - | - | | | |
| | | | | | - | - | - | | | |
| | | | | | - | - | - | | | |
| | | | | | - | - | - | | | |
| | | | | | - | - | - | | | |
| | | | | | - | - | - | | | |
| | | | | | - | - | - | | | |
| | | | | | - | - | - | | | |
| | | | | | - | - | - | | | |
| | | | | | - | - | - | | | |
| | | | | | - | - | - | | | |
| | | | | | - | - | - | | | |
| | | | | | - | - | - | | | |
| | | | | | - | - | - | | | |
| | | | | | - | - | - | | | |
| | | | | | - | - | - | | | |
| | | | | | - | - | - | | | |
| | | | | | - | - | - | | | |
| | | | | | - | - | - | | | |
| | | | | | - | - | - | | | |
| | | | | | - | - | - | | | |
| | | | | | - | - | - | | | |
| | | | | | - | - | - | | | |
| | | | | | - | - | - | | | |
| | | | | | - | - | - | | | |
| | | | | | - | - | - | | | |
| | | | | | - | - | - | | | |
| | | | | | - | - | - | | | |
| | | | | | - | - | - | | | |
| | | | | | - | - | - | | | |
| | | | | | - | - | - | | | |
| | | | | | - | - | - | | | |
| | | | | | - | - | - | | | |
| | | | | | - | - | - | | | |
| | | | | | - | - | - | | | |
| | | | | | - | - | - | | | |
| | | | | | - | - | - | | | |
| | | | | | - | - | - | | | |
| | | | | | - | - | - | | | |
| | | | | | - | - | - | | | |
| | | | | | - | - | - | | | |
| | | | | | - | - | - | | | |
| | | | | | - | - | - | | | |
| | | | | | - | - | - | | | |
| | | | | | - | - | - | | | |
| | | | | | - | - | - | | | |
| | | | | | - | - | - | | | |
| | | | | | - | - | - | | | |
| | | | | | - | - | - | | | |
| | | | | | - | - | - | | | |
| | | | | | - | - | - | | | |
| | | | | | - | - | - | | | |
| | | | | | - | - | - | | | |
| | | | | | - | - | - | | | |
| | | | | | - | - | - | | | |
| | | | | | - | - | - | | | |
| | | | | | - | - | - | | | |
| | | | | | - | - | - | | | |
| | | | | | - | - | - | | | |
| | | | | | - | - | - | | | |
| | | | | | - | - | - | | | |
| | | | | | - | - | - | | | |
| | | | | | - | - | - | | | |
| | | | | | - | - | - | | | |
| | | | | | - | - | - | | | |
| | | | | | - | - | - | | | |
| | | | | | - | - | - | | | |
| | | | | | - | - | - | | | |
| | | | | | - | - | - | | | |
| | | | | | - | - | - | | | |
| | | | | | - | - | - | | | |
| | | | | | - | - | - | | | |
| | | | | | - | - | - | | | |
| | | | | | - | - | - | | | |
| | | | | | - | - | - | | | |
| | | | | | - | - | - | | | |
| | | | | | - | - | - | | | |
| | | | | | - | - | - | | | |
| | | | | | - | - | - | | | |
| | | | | | - | - | - | | | |
| | | | | | - | - | - | | | |
| | | | | | - | - | - | | | |
| | | | | | - | - | - | | | |
| | | | | | - | - | - | | </ | |

Docket No. 13-0208

Site: 525 E. Midlothian Blvd

Notes

(1) Customer's usage is adjusted to account for the effects of the energy efficiency programs included in this application. When applicable, such adjustments are prorated to the in-service date to account for partial year savings.

(2) The eligible rebate amount is based upon 75% of the rebates offered by the FirstEnergy Commercial and Industrial Energy Efficiency programs or 75% of \$0.08/kWh for custom programs for all energy savings eligible for a cash rebate as defined in the PUCO order in Case NO.10-834-EL-EEC dated 9/15/2010, not to exceed the lesser of 50% of the project cost or \$250,000 per project. The rebate also cannot exceed \$500,000 per customer per year, per utility service territory.

Exhibit 3 Utility Cost Test

UCT = Utility Avoided Costs / Utility Costs

| Project | Total Annual Savings, MWh (A) | Utility Avoided Cost \$/MWh (B) | Utility Avoided Cost \$ (C) | Utility Cost \$ (D) | Cash Rebate \$ (E) | Administrator Variable Fee \$ (F) | Total Utility Cost \$ (G) | UCT (H) |
|--------------|----------------------------------|------------------------------------|--------------------------------|------------------------|-----------------------|--------------------------------------|------------------------------|------------|
| 1 | 51 | \$ 308 | \$ 15,834 | \$ 4,050 | \$3,082 | \$514 | \$ 7,645 | 2.1 |
| Total | 51 | \$ 308 | 15,834 | 4,050 | \$3,082 | \$514 | 7,645 | 2.1 |

Notes

- (A) From Exhibit 2, = kWh saved / 1000
- (B) This value represents avoided energy costs (wholesale energy prices) from the Department of Energy, Energy Information Administration's 2009 Annual Energy Outlook (AEO) low oil prices case. The AEO represents a national average energy price, so for a better representation of the energy price that Ohio customers would see, a Cinergy Hub equivalent price was derived by applying a ratio based on three years of historic national average and Cinergy Hub prices. This value is consistent with avoided cost assumptions used in EE&PDR Program Portfolio and Initial Benchmark Report, filed Dec 15, 2009 (See Section 8.1, paragraph a).
- (C) = (A) * (B)
- (D) Represents the utility's costs incurred for self-directed mercantile applications for applications filed and applications in progress. Includes incremental costs of legal fees, fixed administrative expenses, etc.
- (E) This is the amount of the cash rebate paid to the customer for this project.
- (F) Based on approximate Administrator's variable compensation for purposes of calculating the UCT, actual compensation may be less.
- (G) = (D) + (E) + (F)
- (H) = (C) / (G)

WALGREEN CO. ~ Walgreens Store # 1398
Docket No. 13-0208

Site: 525 E. Midlothian Blvd



Ohio Edison • The Illuminating Company • Toledo Edison

Mercantile Customer Program - Custom Project Rebate Calculator

| | |
|---------------------------------|---|
| Project Name and Number: | Project 1 - Refrigerated Case Retrofits |
| Site Name: | Walgreens Store #1398 |
| Completed by (Name): | Anthony International |
| Date completed: | 9/13/2012 |

| Energy Conservation Measure | Annual Energy Savings kWh | Eligible Prescriptive Rebate Amount kWh * \$0.08 |
|---|---------------------------|--|
| Refrigerated Case Retrofits | 51,362 | 4108.96 |
| | | |
| | | |
| | | |
| | | |
| | | |
| | | |
| | | |
| | | |
| | | |
| | | |
| | | |
| Total Project Energy Savings kWh | 51,362 | |
| Total Custom Prescriptive Rebate Amount \$ | | \$ 4,108.96 |

Notes about this rebate calculation:

The existing refrigerated cases were retrofitted to reduce energy use in the store. The beverage cases were upgraded with LED lighting, ECM fans, and were closed in with new doors. The frozen food cases were upgraded with new solid state LED lighting. Please see the attached energy calculations "WG 1398_Refrigerated Cases Calculations.pdf".



[FIND A STORE](#)


REFINE BY SERVICE

[Show More](#)

Walgreens

525 E MIDLOTHIAN BLVD

[MAKE THIS MY STORE](#)

Youngstown OH 44502

330-788-2215

Store #: 1398

Southwest corner of South Ave & Midlothian

[Back to Results](#) | [Other Nearby Stores](#) | [Directions](#)

Shop | Photo

Mon - Fri 8AM - 10PM

Sat 8AM - 10PM

Sun 8AM - 10PM

Pharmacy

Mon - Fri 9AM - 9PM

Sat 9AM - 6PM

Sun 10AM - 6PM

Holiday hours may differ from our regular store hours.

Services

Shop

- Redbox DVD rental
- Online Ordering
- Propane Gas Exchange
- View Weekly Ad
- Print Store Coupons

Pharmacy

- Order Prescriptions
- Drive-Thru pharmacy
- Immunizations⁴
- Medication Compounding
- Pharmacy Staff at this location

Photo

- Photo Same Day Pickup
- Make Photo Prints
- Create Photo Cards
- Create Photo Gifts



Meet Store
**Pharmacy
Team**

Vaccinations

[Walk in any time or](#)

[Schedule an appointment online](#)

¹ This service is not available in all areas. Selecting more than one service may limit your results. Health tests include full cholesterol panel, total cholesterol and HDL, blood glucose, A1C and body composition.

² Call 1-866-WAG-YESS (1-866-924-9377) for more information.

³ Walgreens Home Health Care provides an expanded selection of products that includes: Lift Chairs, Scooters, Ostomy, Mastectomy and Diabetic Footwear to name a few. We have dedicated

specialists who are trained to measure and fit customers for our products and can bill Medicare and Medicaid for select items.

4

Vaccines subject to availability and immunizing professionals on duty. State, age and health condition related restrictions apply. Other vaccines may be available. See pharmacy for details.

5

Available to ages 18 and over at select Walgreens. Subject to availability. Test results are not for diagnostic or treatment purposes and are not conclusive as to the absence or presence of any health condition. Recipients are encouraged to report test results to their primary care physician. Consultation with patient does not constitute medical advice.

© Copyright 2013 Walgreen Co. All rights reserved.

Retrofit Compressor Loads (Walgreen's Lake Zurich)

Background: Walgreen's has asked Anthony to determine the compressor energy cost with existing open air current retrofitted NT cases vs. enclosed Anthony NT glass display doors as a test store in Lake Zurich, IL.

Objective: Determine average compressor KWH/day usage on existing air curtain front NT opening and compare to average compressor KWH /day usage of retrofitted Anthony glass display doors. Also calculate yearly compressor cost based on \$0.10 KWH

Setup:



Before



After

E-Mon D-Mon Wattmeters
3 Phase Class 2000 KWH Meters
Model # 208100 Kit
Ser# xxxxxxxx
Ser# xxxxxxxx

- Procedure:
- 1) Locate compressor circuit breakers for NT compressors
 - 2) Install meters on existing compressors for NT openings only
 - 3) Record date and readings of start of field test
 - 4) Record readings and date of end of existing NT setup
 - 5) Install Anthony closed door Not display WO # 1454452
 - 6) Start compressors and record date & readings
 - 7) Record reading and date of end of test for retrofitted NT case

Test Data

----- Original Message -----

From: "Heavern, Tom" [theavern@anthonydoors.com]

Sent: 05/12/2009 09:08 AM MST

To: Menno Enters

Cc: Bill Mayyou; "Murth, Mike" <mikem@anthonydoors.com>; "Morris,

Keith" <kmorris@anthonydoors.com>; "Foege, Steve" <sfoege@anthonydoors.com>

Subject: Final Test Results from Lake Zurich

Menno,

I have calculated the KW differences on the open case vs. the closed case and come up with some interesting numbers. I have my engineers calculating the \$ savings using .10 cents per KW and will have that to you shortly. Below are the results

3/11-4/14 Test was with 20' open Dairy case First logger reading was 3,339kw used. Second logger was 1822kw used for a total of 5,161kw used in the 32 day test or 162kw per day

4/1`4-5/08 Test was with 8 glass doors the data logger was at 1299kw used in a 25 day period or 52kw per day

By my easy math that is a kw savings of 68%

I will have the full report to you soon but wanted to give you the actuals that we had from the photos of the loggers taken on 4/14(from your disc of photos) vs. the photo that you sent me on 5/8 via e-mail.

See Appendix "B" for Photos of meters

Existing open air setup



| Start date for data | KW/HR | Day /# |
|---------------------|-------|---------|
| Compressor 1 | 0 | 3/11/09 |
| Compressor 2 | 0 | 3/11/09 |
| | | |
| End data for data | | |
| Compressor 1 | 3339 | 4/14/09 |
| Compressor 2 | 1822 | 4/14/09 |
| Total | 5161 | 32 |

Retrofit w/ 8 doors WO# 1454452, removed air curtain



| Start date for data | KW/HR | Day/ # |
|---------------------|-------|-----------|
| Compressor 1 | 0 | 4/14/2009 |
| Compressor 2 | 0 | 4/14/2009 |
| | | |
| End data for data | | |
| Compressor 1 | 0 | 5/8/09 |
| Compressor 2 | 1299 | 5/8/09 |
| Total | 1299 | 25 |

Results:

From the data above

Open Air Curtain Lineup

| | |
|------------------------------|---------|
| Compressor KWH consumed = | 5161 |
| Days used to consume KWH = | 32 |
| Daily KWH consumption value= | 161 |
| Yearly cost @ \$0.10 /KWH= | \$5,887 |

Anthony 8 Door Glass Lineup

| | |
|------------------------------|---------|
| Compressor KWH consumed = | 1299 |
| Days used to consume KWH = | 25 |
| Daily KWH consumption value= | 52 |
| Yearly cost @ \$0.10 /KWH= | \$1,897 |

| | |
|--|----------------|
| Daily compressor usage decrease = | 68% |
| Savings | \$3,990 |

| | |
|--|-----------------|
| Installed price without shelves | \$ 5,500 |
|--|-----------------|

| | |
|----------------|-------------------|
| PAYBACK | 1.38 years |
|----------------|-------------------|

Conclusions:

The average compressor usage decreased by 64% and based on a Utility rate of \$0.10 per KWH the yearly cost decreased by \$3990. The enclosure of the opening not only reduces compressor cost but also reduces wear & maintenance on equipment.

Appendix "B"

Open air curtain meter readings
Compressor 1



Compressor 2



Retrofit Anthony glass door meter reading
Compressor 1

Not used

Compressor 2



20' Medium Temperature Reach-in Beverage Case - Existing

| | | | | | | |
|--|-----------------|---------------|------------------|----------|------------|---|
| Lighting | Watts | Qty | Total Watts | Total kW | Annual kWh | |
| GE (1) 58 watt 60" T8 fluorescent w/electronic ballast | 59 | 10 | 590 | 0.59 | 3,436 | Cut Sheet 1 |
| Fan Motors (operate 8760 hrs/yr) | Watts/motor | Qty | Total Watts | Total kW | Annual kWh | |
| Fasco 208V 1/20hp PSC fan motor | 106.1 | 8 | 849 | 0.85 | 7,435 | Cut Sheet 2 |
| Air Curtain (open reach-in case without doors)* | Comp. 1 & 2 kWh | Period (days) | kWh/day | Total kW | Annual kWh | |
| | 5161 | 32 | 161 | 6.72 | 58,765 | See "WG 1398_Lake Zurich Retrofit Report.pdf" |
| 12' Frozen Food Case - Existing | | | | | | |
| Lighting | Watts | Qty | Total Watts | Total kW | Annual kWh | |
| GE (1) 58 watt 60" T8 fluorescent w/electronic ballast | 59 | 8 | 472 | 0.47 | 2,749 | Cut Sheet 3 |
| Fan Motors (operate 8760 hrs/yr) | Watts/motor | Qty | Total Watts | Total kW | Annual kWh | |
| Fasco 208V 1/20hp PSC fan motor | 106.1 | 7 | 743 | 0.74 | 6,506 | Cut Sheet 2 |
| | | | Total kW | 9.37 | | |
| | | | Total Annual kWh | 78,892 | | |

20' Medium Temperature Beverage Case - Retrofitted

| | | | | | | | | | |
|---|-----------------|---------------|-------------|------|--------------------------------|----------------------------------|------------------|------------|---|
| Lighting | Watts/strip | Qty | Total Watts | kW | Interactive Factor kW (29%) | Interactive Savings kWh (29%) | Total kW | Annual kWh | |
| Optimax 72" LED strip, center - 28 watts | 28 | 10 | 280 | 0.28 | 0.08 | 473 | 0.36 | 2,104 | Cut Sheet 4 |
| Fan Motors (operate 8760 hrs/yr) | Watts | Qty | Total Watts | kW | | | Total kW | Annual kWh | |
| Morrill Motors - Arktic.59 1/20hp | 38 | 8 | 304 | 0.30 | | | 0.30 | 2,663 | Cut Sheet 6 |
| Air Curtain (open reach-in case retrofitted with doors)** | Comp. 1 & 2 kWh | Period (days) | kWh/day | kW | | | Total kW | Annual kWh | |
| | 1299 | 25 | 52 | 2.17 | | | 2.17 | 18,965 | See "WG 1398_Lake Zurich Retrofit Report.pdf" |
| 12' Frozen Food Case - Retrofitted | | | | | | | | | |
| Lighting | Watts/lamp | Qty | Total Watts | kW | Interactive Factor kW (50%) | Interactive Factor kWh (50%) | Total kW | Annual kWh | |
| Optimax 72" LED strip, center - 28 watts | 28 | 4 | 112 | 0.11 | 0.06 | 326 | 0.17 | 978 | Cut Sheet 4 |
| Optimax 72" LED strip, ends - 14 watts | 14 | 4 | 56 | 0.06 | 0.03 | 163 | 0.08 | 489 | Cut Sheet 5 |
| Fan Motors (operate 8760 hrs/yr) | Watts | Qty | Total Watts | kW | | | Total kW | Annual kWh | |
| Morrill Motors - Arktic.59 1/20hp | 38 | 7 | 266 | 0.27 | | | 0.27 | 2,330 | Cut Sheet 6 |
| | | | | | | | Total kW | 3.35 | |
| | | | | | | | Total Annual kWh | 27,530 | |

* Compressor energy use was monitored for 32 days on the beverage case without doors. The compressors were found to use 161 kWh/day. The annual energy use was calculated to be 58,765k Wh. See the document "WG 1398_Lake Zurich Retrofit Report.pdf".

** Compressor energy use was monitored for 28 days on the beverage case with new doors installed. The compressors were found to use 52 kWh/day. The annual energy use was calculated to be 18,965 kWh. See the document "WG 1398_Lake Zurich Retrofit Report.pdf".

Customer Legal Entity Name: Walgreen Co.
Site Address: Walgreens Store # 3741
Principal Address: 302 S. Canton Rd

| Project No. | Project Name | Narrative description of your program including, but not limited to, make, model, and year of any installed and replaced equipment: | Description of methodologies, protocols and practices used in measuring and verifying project results | What date would you have replaced your equipment if you had not replaced it early? Also, please explain briefly how you determined this future replacement date. | Please describe the less efficient new equipment that you rejected in favor of the more efficient new equipment. |
|-------------|-----------------------------|--|---|---|--|
| 1 | Refrigerated Case Retrofits | The existing reach-in beverage and frozen food cases were retrofitted to conserve energy in the store; both cases have fluorescent T8 lighting and PSC fan motors. The beverage case has an open front with an air curtain, which maintains a barrier between the refrigerated air in the case and the ambient air in the store. The beverage and frozen food cases were upgraded with new LED lighting and high-efficiency electrically-commutated fan motors. The LED lighting uses less energy than the fluorescent lighting and provides higher light levels on the refrigerated product. The ECM fan motors use less energy than the PSC motors and still provide the required amount of air flow through the case. Doors were installed on the open beverage case to significantly reduce the heat loading on the refrigeration equipment. | Please see the attached calculations "WG 3741_Refrigerated Cases Calculations.pdf". An energy study was conducted on an open beverage case at the Lake Zurich Walgreens location. The purpose of the study was to determine the energy savings from installing doors on an open beverage case. The 20' beverage case in the study is representative of the beverage cases found in all corporate Walgreens locations. See the attached document "WG 3741_Lake Zurich Retrofit Report.pdf" which determines the energy saved from enclosing the open cases with doors. | 2 to 3 years. The decision to retrofit the refrigerated cases was made to reduce energy use, increase light levels on the product, and to reduce maintenance costs. | N/A |

Docket No. 13-0208
Site: 302 S. Canton Rd

Exhibit 2

Customer Legal Entity Name: Walgreen Co.
Site Address: Walgreens Store # 3741
Principal Address: 302 S. Canton Rd

| | Unadjusted Usage, kwh (A) | Weather Adjusted Usage, kwh (B) | Weather Adjusted Usage with Energy Efficiency Addbacks, kwh (c) <i>Note 1</i> |
|----------------|------------------------------|------------------------------------|---|
| 2011 | 363,360 | 363,360 | 363,360 |
| Average | 363,360 | 363,360 | 363,360 |

| Project Number | Project Name | In-Service Date | Project Cost \$ | 50% of Project Cost \$ | KWh Saved/Year (D) counting towards utility compliance | KWh Saved/Year (E) eligible for incentive | Utility Peak Demand Reduction Contribution, KW (F) | Prescriptive Rebate Amount (G) \$ | Eligible Rebate Amount (H) \$ <i>Note 2</i> | Commitment Payment \$ |
|----------------|-----------------------------|-----------------|-----------------|------------------------|--|---|--|-----------------------------------|--|-----------------------|
| 1 | Refrigerated Case Retrofits | 09/17/2012 | \$10,129 | \$5,065 | 51,362 | 51,362 | 6 | \$4,109 | \$3,082 | |
| | | | | | - | - | - | | | |
| | | | | | - | - | - | | | |
| | | | | | - | - | - | | | |
| | | | | | - | - | - | | | |
| | | | | | - | - | - | | | |
| | | | | | - | - | - | | | |
| | | | | | - | - | - | | | |
| | | | | | - | - | - | | | |
| | | | | | - | - | - | | | |
| | | | | | - | - | - | | | |
| | | | | | - | - | - | | | |
| | | | | | - | - | - | | | |
| | | | | | - | - | - | | | |
| | | | | | - | - | - | | | |
| | | | | | - | - | - | | | |
| | | | | | - | - | - | | | |
| | | | | | - | - | - | | | |
| | | | | | - | - | - | | | |
| | | | | | - | - | - | | | |
| | | | | | - | - | - | | | |
| | | | | | - | - | - | | | |
| | | | | | - | - | - | | | |
| | | | | | - | - | - | | | |
| | | | | | - | - | - | | | |
| | | | | | - | - | - | | | |
| | | | | | - | - | - | | | |
| | | | | | - | - | - | | | |
| | | | | | - | - | - | | | |
| | | | | | - | - | - | | | |
| | | | | | - | - | - | | | |
| | | | | | - | - | - | | | |
| | | | | | - | - | - | | | |
| | | | | | - | - | - | | | |
| | | | | | - | - | - | | | |
| | | | | | - | - | - | | | |
| | | | | | - | - | - | | | |
| | | | | | - | - | - | | | |
| | | | | | - | - | - | | | |
| | | | | | - | - | - | | | |
| | | | | | - | - | - | | | |
| | | | | | - | - | - | | | |
| | | | | | - | - | - | | | |
| | | | | | - | - | - | | | |
| | | | | | - | - | - | | | |
| | | | | | - | - | - | | | |
| | | | | | - | - | - | | | |
| | | | | | - | - | - | | | |
| | | | | | - | - | - | | | |
| | | | | | - | - | - | | | |
| | | | | | - | - | - | | | |
| | | | | | - | - | - | | | |
| | | | | | - | - | - | | | |
| | | | | | - | - | - | | | |
| | | | | | - | - | - | | | |
| | | | | | - | - | - | | | |
| | | | | | - | - | - | | | |
| | | | | | - | - | - | | | |
| | | | | | - | - | - | | | |
| | | | | | - | - | - | | | |
| | | | | | - | - | - | | | |
| | | | | | - | - | - | | | |
| | | | | | - | - | - | | | |
| | | | | | - | - | - | | | |
| | | | | | - | - | - | | | |
| | | | | | - | - | - | | | |
| | | | | | - | - | - | | | |
| | | | | | - | - | - | | | |
| | | | | | - | - | - | | | |
| | | | | | - | - | - | | | |
| | | | | | - | - | - | | | |
| | | | | | - | - | - | | | |
| | | | | | - | - | - | | | |
| | | | | | - | - | - | | | |
| | | | | | - | - | - | | | |
| | | | | | - | - | - | | | |
| | | | | | - | - | - | | | |
| | | | | | - | - | - | | | |
| | | | | | - | - | - | | | |
| | | | | | - | - | - | | | |
| | | | | | - | - | - | | | |
| | | | | | - | - | - | | | |
| | | | | | - | - | - | | | |
| | | | | | - | - | - | | | |
| | | | | | - | - | - | | | |
| | | | | | - | - | - | | | |
| | | | | | - | - | - | | | |
| | | | | | - | - | - | | | |
| | | | | | - | - | - | | | |
| | | | | | - | - | - | | | |
| | | | | | - | - | - | | | |
| | | | | | - | - | - | | | |
| | | | | | - | - | - | | | |
| | | | | | - | - | - | | | |
| | | | | | - | - | - | | | |
| | | | | | - | - | - | | | |
| | | | | | - | - | - | | | |
| | | | | | - | - | - | | | |
| | | | | | - | - | - | | | |
| | | | | | - | - | - | | | |
| | | | | | - | - | - | | | |
| | | | | | - | - | - | | | |
| | | | | | - | - | - | | | |
| | | | | | - | - | - | | | |
| | | | | | - | - | - | | | |
| | | | | | - | - | - | | | |
| | | | | | - | - | - | | | |
| | | | | | | | | | | |

Docket No. 13-0208
Site: 302 S. Canton Rd

Notes

(1) Customer's usage is adjusted to account for the effects of the energy efficiency programs included in this application. When applicable, such adjustments are prorated to the in-service date to account for partial year savings.

(2) The eligible rebate amount is based upon 75% of the rebates offered by the FirstEnergy Commercial and Industrial Energy Efficiency programs or 75% of \$0.08/kWh for custom programs for all energy savings eligible for a cash rebate as defined in the PUCO order in Case NO.10-834-EL-EEC dated 9/15/2010, not to exceed the lesser of 50% of the project cost or \$250,000 per project. The rebate also cannot exceed \$500,000 per customer per year, per utility service territory.

Exhibit 3 Utility Cost Test

UCT = Utility Avoided Costs / Utility Costs

| Project | Total Annual Savings, MWh (A) | Utility Avoided Cost \$/MWh (B) | Utility Avoided Cost \$ (C) | Utility Cost \$ (D) | Cash Rebate \$ (E) | Administrator Variable Fee \$ (F) | Total Utility Cost \$ (G) | UCT (H) |
|--------------|----------------------------------|------------------------------------|--------------------------------|------------------------|-----------------------|--------------------------------------|------------------------------|------------|
| 1 | 51 | \$ 308 | \$ 15,834 | \$ 4,050 | \$3,082 | \$514 | \$ 7,645 | 2.1 |
| Total | 51 | \$ 308 | 15,834 | 4,050 | \$3,082 | \$514 | 7,645 | 2.1 |

Notes

- (A) From Exhibit 2, = kWh saved / 1000
- (B) This value represents avoided energy costs (wholesale energy prices) from the Department of Energy, Energy Information Administration's 2009 Annual Energy Outlook (AEO) low oil prices case. The AEO represents a national average energy price, so for a better representation of the energy price that Ohio customers would see, a Cinergy Hub equivalent price was derived by applying a ratio based on three years of historic national average and Cinergy Hub prices. This value is consistent with avoided cost assumptions used in EE&PDR Program Portfolio and Initial Benchmark Report, filed Dec 15, 2009 (See Section 8.1, paragraph a).
- (C) = (A) * (B)
- (D) Represents the utility's costs incurred for self-directed mercantile applications for applications filed and applications in progress. Includes incremental costs of legal fees, fixed administrative expenses, etc.
- (E) This is the amount of the cash rebate paid to the customer for this project.
- (F) Based on approximate Administrator's variable compensation for purposes of calculating the UCT, actual compensation may be less.
- (G) = (D) + (E) + (F)
- (H) = (C) / (G)

Walgreen Co. ~ Walgreens Store # 3741
Docket No. 13-0208

Site: 302 S. Canton Rd



Ohio Edison • The Illuminating Company • Toledo Edison

Mercantile Customer Program - Custom Project Rebate Calculator

| | |
|---------------------------------|---|
| Project Name and Number: | Project 1 - Refrigerated Case Retrofits |
| Site Name: | Walgreens Store #3741 |
| Completed by (Name): | Anthony International |
| Date completed: | 9/17/2012 |

| Energy Conservation Measure | Annual Energy Savings kWh | Eligible Prescriptive Rebate Amount kWh * \$0.08 |
|---|---------------------------|--|
| Refrigerated Case Retrofits | 51,362 | 4108.96 |
| | | |
| | | |
| | | |
| | | |
| | | |
| | | |
| | | |
| | | |
| | | |
| | | |
| | | |
| | | |
| Total Project Energy Savings kWh | 51,362 | |
| Total Custom Prescriptive Rebate Amount \$ | | \$ 4,108.96 |

Notes about this rebate calculation:

The existing refrigerated cases were retrofitted to reduce energy use in the store. The beverage cases were upgraded with LED lighting, ECM fans, and were closed in with new doors. The frozen food cases were upgraded with new solid state LED lighting. Please see the attached energy calculations "WG 3741_Refrigerated Cases Calculations.pdf".



[FIND A STORE](#)


REFINE BY SERVICE

[Show More](#)

Walgreens

302 CANTON RD

Akron OH 44312

330-733-4237

Store #: 3741

South Canton Road & Market

[MAKE THIS MY STORE](#)

[Back to Results](#) | [Other Nearby Stores](#) | [Directions](#)

Shop | Photo

Mon - Fri 8AM - 10PM

Sat 8AM - 10PM

Sun 8AM - 10PM

Pharmacy

Mon - Fri 8AM - 10PM

Sat 9AM - 6PM

Sun 10AM - 6PM

Holiday hours may differ from our regular store hours.

Services

Shop

- Redbox DVD rental
- Online Ordering
- Propane Gas Exchange
- View Weekly Ad
- Print Store Coupons

Pharmacy

- Order Prescriptions
- Drive-Thru pharmacy
- Immunizations⁴
- Pharmacy Staff at this location

Photo

- Photo Same Day Pickup
- Make Photo Prints
- Create Photo Cards
- Create Photo Gifts
- Printer Cartridge Refills
- Film Roll Processing



Meet Store
**Pharmacy
Team**

Vaccinations

[Walk in any time or](#)

[Schedule an appointment online](#)

¹ This service is not available in all areas. Selecting more than one service may limit your results. Health tests include full cholesterol panel, total cholesterol and HDL, blood glucose, A1C and body composition.

² Call 1-866-WAG-YESS (1-866-924-9377) for more information.

³ Walgreens Home Health Care provides an expanded selection of products that includes: Lift Chairs, Scooters, Ostomy, Mastectomy and Diabetic Footwear to name a few. We have dedicated

20' Medium Temperature Reach-in Beverage Case - Existing

| | | | | | | |
|--|-----------------|---------------|------------------|----------|------------|---|
| Lighting | Watts | Qty | Total Watts | Total kW | Annual kWh | |
| GE (1) 58 watt 60" T8 fluorescent w/electronic ballast | 59 | 10 | 590 | 0.59 | 3,436 | Cut Sheet 1 |
| Fan Motors (operate 8760 hrs/yr) | Watts/motor | Qty | Total Watts | Total kW | Annual kWh | |
| Fasco 208V 1/20hp PSC fan motor | 106.1 | 8 | 849 | 0.85 | 7,435 | Cut Sheet 2 |
| Air Curtain (open reach-in case without doors)* | Comp. 1 & 2 kWh | Period (days) | kWh/day | Total kW | Annual kWh | |
| | 5161 | 32 | 161 | 6.72 | 58,765 | See "WG 3741_Lake Zurich Retrofit Report.pdf" |
| 12' Frozen Food Case - Existing | | | | | | |
| Lighting | Watts | Qty | Total Watts | Total kW | Annual kWh | |
| GE (1) 58 watt 60" T8 fluorescent w/electronic ballast | 59 | 8 | 472 | 0.47 | 2,749 | Cut Sheet 3 |
| Fan Motors (operate 8760 hrs/yr) | Watts/motor | Qty | Total Watts | Total kW | Annual kWh | |
| Fasco 208V 1/20hp PSC fan motor | 106.1 | 7 | 743 | 0.74 | 6,506 | Cut Sheet 2 |
| | | | Total kW | 9.37 | | |
| | | | Total Annual kWh | 78,892 | | |

20' Medium Temperature Beverage Case - Retrofitted

| | | | | | | | | | |
|---|-----------------|---------------|-------------|------|--------------------------------|----------------------------------|------------------|------------|---|
| Lighting | Watts/strip | Qty | Total Watts | kW | Interactive Factor kW (29%) | Interactive Savings kWh (29%) | Total kW | Annual kWh | |
| Optimax 72" LED strip, center - 28 watts | 28 | 10 | 280 | 0.28 | 0.08 | 473 | 0.36 | 2,104 | Cut Sheet 4 |
| Fan Motors (operate 8760 hrs/yr) | Watts | Qty | Total Watts | kW | | | Total kW | Annual kWh | |
| Morrill Motors - Arktic.59 1/20hp | 38 | 8 | 304 | 0.30 | | | 0.30 | 2,663 | Cut Sheet 6 |
| Air Curtain (open reach-in case retrofitted with doors)** | Comp. 1 & 2 kWh | Period (days) | kWh/day | kW | | | Total kW | Annual kWh | |
| | 1299 | 25 | 52 | 2.17 | | | 2.17 | 18,965 | See "WG 3741_Lake Zurich Retrofit Report.pdf" |
| 12' Frozen Food Case - Retrofitted | | | | | | | | | |
| Lighting | Watts/lamp | Qty | Total Watts | kW | Interactive Factor kW (50%) | Interactive Factor kWh (50%) | Total kW | Annual kWh | |
| Optimax 72" LED strip, center - 28 watts | 28 | 4 | 112 | 0.11 | 0.06 | 326 | 0.17 | 978 | Cut Sheet 4 |
| Optimax 72" LED strip, ends - 14 watts | 14 | 4 | 56 | 0.06 | 0.03 | 163 | 0.08 | 489 | Cut Sheet 5 |
| Fan Motors (operate 8760 hrs/yr) | Watts | Qty | Total Watts | kW | | | Total kW | Annual kWh | |
| Morrill Motors - Arktic.59 1/20hp | 38 | 7 | 266 | 0.27 | | | 0.27 | 2,330 | Cut Sheet 6 |
| | | | | | | | Total kW | 3.35 | |
| | | | | | | | Total Annual kWh | 27,530 | |

* Compressor energy use was monitored for 32 days on the beverage case without doors. The compressors were found to use 161 kWh/day. The annual energy use was calculated to be 58,765k Wh. See the document "WG 3741_Lake Zurich Retrofit Report.pdf".

** Compressor energy use was monitored for 28 days on the beverage case with new doors installed. The compressors were found to use 52 kWh/day. The annual energy use was calculated to be 18,965 kWh. See the document "WG 3741_Lake Zurich Retrofit Report.pdf".

Customer Legal Entity Name: Walgreen Co.
Site Address: Walgreens 4295
Principal Address: 2086 Graham Rd

| Project No. | Project Name | Narrative description of your program including, but not limited to, make, model, and year of any installed and replaced equipment: | Description of methodologies, protocols and practices used in measuring and verifying project results | What date would you have replaced your equipment if you had not replaced it early? Also, please explain briefly how you determined this future replacement date. | Please describe the less efficient new equipment that you rejected in favor of the more efficient new equipment. |
|-------------|-----------------------------|--|---|---|--|
| 1 | Refrigerated Case Retrofits | The existing reach-in beverage and frozen food cases were retrofitted to conserve energy in the store; both cases have fluorescent T8 lighting and PSC fan motors. The beverage case has an open front with an air curtain, which maintains a barrier between the refrigerated air in the case and the ambient air in the store. The beverage and frozen food cases were upgraded with new LED lighting and high-efficiency electrically-commutated fan motors. The LED lighting uses less energy than the fluorescent lighting and provides higher light levels on the refrigerated product. The ECM fan motors use less energy than the PSC motors and still provide the required amount of air flow through the case. Doors were installed on the open beverage case to significantly reduce the heat loading on the refrigeration equipment. | Please see the attached calculations "WG 4295_Refrigerated Cases Calculations.pdf". An energy study was conducted on an open beverage case at the Lake Zurich Walgreens location. The purpose of the study was to determine the energy savings from installing doors on an open beverage case. The 20' beverage case in the study is representative of the beverage cases found in all corporate Walgreens locations. See the attached document "WG 4295_Lake Zurich Retrofit Report.pdf" which determines the energy saved from enclosing the open cases with doors. | The existing open refrigerated beverage cases were retrofitted with glass doors. The beverage cases and the frozen food cases were retrofitted with LED lamps and high-efficiency ECM motors. | N/A |

Docket No. 13-0208
Site: 2086 Graham Rd

Exhibit 2

Customer Legal Entity Name: Walgreen Co.
Site Address: Walgreens 4295
Principal Address: 2086 Graham Rd

| | Unadjusted Usage, kwh (A) | Weather Adjusted Usage, kwh (B) | Weather Adjusted Usage with Energy Efficiency Addbacks, kwh (c) <i>Note 1</i> |
|----------------|------------------------------|------------------------------------|---|
| 2011 | 367,680 | 367,680 | 367,680 |
| Average | 367,680 | 367,680 | 367,680 |

| Project Number | Project Name | In-Service Date | Project Cost \$ | 50% of Project Cost \$ | KWh Saved/Year (D) counting towards utility compliance | KWh Saved/Year (E) eligible for incentive | Utility Peak Demand Reduction Contribution, KW (F) | Prescriptive Rebate Amount (G) \$ | Eligible Rebate Amount (H) \$ <i>Note 2</i> | Commitment Payment \$ |
|----------------|-----------------------------|-----------------|-----------------|------------------------|--|---|--|-----------------------------------|--|-----------------------|
| 1 | Refrigerated Case Retrofits | 09/14/2012 | \$10,129 | \$5,065 | 51,362 | 51,362 | 6 | \$4,109 | \$3,082 | |
| | | | | | - | - | - | | | |
| | | | | | - | - | - | | | |
| | | | | | - | - | - | | | |
| | | | | | - | - | - | | | |
| | | | | | - | - | - | | | |
| | | | | | - | - | - | | | |
| | | | | | - | - | - | | | |
| | | Total | \$10,129 | | 51,362 | 51,362 | 6 | \$4,109 | \$3,082 | \$0 |

Docket No. 13-0208
Site: 2086 Graham Rd

Notes

(1) Customer's usage is adjusted to account for the effects of the energy efficiency programs included in this application. When applicable, such adjustments are prorated to the in-service date to account for partial year savings.

(2) The eligible rebate amount is based upon 75% of the rebates offered by the FirstEnergy Commercial and Industrial Energy Efficiency programs or 75% of \$0.08/kWh for custom programs for all energy savings eligible for a cash rebate as defined in the PUCO order in Case NO.10-834-EL-EEC dated 9/15/2010, not to exceed the lesser of 50% of the project cost or \$250,000 per project. The rebate also cannot exceed \$500,000 per customer per year, per utility service territory.

Exhibit 3 Utility Cost Test

UCT = Utility Avoided Costs / Utility Costs

| Project | Total Annual Savings, MWh (A) | Utility Avoided Cost \$/MWh (B) | Utility Avoided Cost \$ (C) | Utility Cost \$ (D) | Cash Rebate \$ (E) | Administrator Variable Fee \$ (F) | Total Utility Cost \$ (G) | UCT (H) |
|--------------|----------------------------------|------------------------------------|--------------------------------|------------------------|-----------------------|--------------------------------------|------------------------------|------------|
| 1 | 51 | \$ 308 | \$ 15,834 | \$ 4,050 | \$3,082 | \$514 | \$ 7,645 | 2.1 |
| Total | 51 | \$ 308 | 15,834 | 4,050 | \$3,082 | \$514 | 7,645 | 2.1 |

Notes

- (A) From Exhibit 2, = kWh saved / 1000
- (B) This value represents avoided energy costs (wholesale energy prices) from the Department of Energy, Energy Information Administration's 2009 Annual Energy Outlook (AEO) low oil prices case. The AEO represents a national average energy price, so for a better representation of the energy price that Ohio customers would see, a Cinergy Hub equivalent price was derived by applying a ratio based on three years of historic national average and Cinergy Hub prices. This value is consistent with avoided cost assumptions used in EE&PDR Program Portfolio and Initial Benchmark Report, filed Dec 15, 2009 (See Section 8.1, paragraph a).
- (C) = (A) * (B)
- (D) Represents the utility's costs incurred for self-directed mercantile applications for applications filed and applications in progress. Includes incremental costs of legal fees, fixed administrative expenses, etc.
- (E) This is the amount of the cash rebate paid to the customer for this project.
- (F) Based on approximate Administrator's variable compensation for purposes of calculating the UCT, actual compensation may be less.
- (G) = (D) + (E) + (F)
- (H) = (C) / (G)

Walgreen Co. ~ Walgreens 4295
Docket No. 13-0208

Site: 2086 Graham Rd



Ohio Edison • The Illuminating Company • Toledo Edison

Mercantile Customer Program - Custom Project Rebate Calculator

| | |
|---------------------------------|---|
| Project Name and Number: | Project 1 - Refrigerated Case Retrofits |
| Site Name: | Walgreens Store #4295 |
| Completed by (Name): | Anthony International |
| Date completed: | 9/14/2012 |

| Energy Conservation Measure | Annual Energy Savings kWh | Eligible Prescriptive Rebate Amount kWh * \$0.08 |
|---|---------------------------|--|
| Refrigerated Case Retrofits | 51,362 | 4108.96 |
| | | |
| | | |
| | | |
| | | |
| | | |
| | | |
| | | |
| | | |
| | | |
| | | |
| | | |
| | | |
| Total Project Energy Savings kWh | 51,362 | |
| Total Custom Prescriptive Rebate Amount \$ | | \$ 4,108.96 |

Notes about this rebate calculation:

The existing refrigerated cases were retrofitted to reduce energy use in the store. The beverage cases were upgraded with LED lighting, ECM fans, and were closed in with new doors. The frozen food cases were upgraded with new solid state LED lighting. Please see the attached energy calculations "WG 4295_Refrigerated Cases Calculations.pdf".



Search or select a service

ZIP code, city and state, address or intersection

FIND A STORE

Browse by state

REFINE BY SERVICE

Show More

Walgreens

2086 GRAHAM RD

Stow OH 44224

330-688-4372

Store #: 4295

Graham & Darrow

MAKE THIS MY STORE

[Back to Results](#) | [Other Nearby Stores](#) | [Directions](#)

Shop | Photo

Mon - Fri 8AM - 10PM

Sat 8AM - 10PM

Sun 8AM - 10PM

Pharmacy

Mon - Fri 8AM - 10PM

Sat 9AM - 6PM

Sun 10AM - 6PM

Holiday hours may differ from our regular store hours.

Services

Shop

- Online Ordering
- Propane Gas Exchange
- View Weekly Ad
- Print Store Coupons

Pharmacy

- Order Prescriptions
- Drive-Thru pharmacy
- Immunizations⁴
- Pharmacy Staff at this location

Photo

- Photo Same Day Pickup
- Make Photo Prints
- Create Photo Cards
- Create Photo Gifts
- Printer Cartridge Refills
- Film Roll Processing



Meet Store
Pharmacy
Team

Vaccinations

[Walk in any time or](#)

[Schedule an appointment online](#)

¹ This service is not available in all areas. Selecting more than one service may limit your results. Health tests include full cholesterol panel, total cholesterol and HDL, blood glucose, A1C and body composition.

² Call 1-866-WAG-YESS (1-866-924-9377) for more information.

³ Walgreens Home Health Care provides an expanded selection of products that includes: Lift Chairs, Scooters, Ostomy, Mastectomy and Diabetic Footwear to name a few. We have dedicated

20' Medium Temperature Reach-in Beverage Case - Existing

| | | | | | | |
|--|-----------------|---------------|------------------|----------|------------|---|
| Lighting | Watts | Qty | Total Watts | Total kW | Annual kWh | |
| GE (1) 58 watt 60" T8 fluorescent w/electronic ballast | 59 | 10 | 590 | 0.59 | 3,436 | Cut Sheet 1 |
| Fan Motors (operate 8760 hrs/yr) | Watts/motor | Qty | Total Watts | Total kW | Annual kWh | |
| Fasco 208V 1/20hp PSC fan motor | 106.1 | 8 | 849 | 0.85 | 7,435 | Cut Sheet 2 |
| Air Curtain (open reach-in case without doors)* | Comp. 1 & 2 kWh | Period (days) | kWh/day | Total kW | Annual kWh | |
| | 5161 | 32 | 161 | 6.72 | 58,765 | See "WG 4295_Lake Zurich Retrofit Report.pdf" |
| 12' Frozen Food Case - Existing | | | | | | |
| Lighting | Watts | Qty | Total Watts | Total kW | Annual kWh | |
| GE (1) 58 watt 60" T8 fluorescent w/electronic ballast | 59 | 8 | 472 | 0.47 | 2,749 | Cut Sheet 3 |
| Fan Motors (operate 8760 hrs/yr) | Watts/motor | Qty | Total Watts | Total kW | Annual kWh | |
| Fasco 208V 1/20hp PSC fan motor | 106.1 | 7 | 743 | 0.74 | 6,506 | Cut Sheet 2 |
| | | | Total kW | 9.37 | | |
| | | | Total Annual kWh | 78,892 | | |

20' Medium Temperature Beverage Case - Retrofitted

| | | | | | | | | | |
|---|-----------------|---------------|-------------|------|--------------------------------|----------------------------------|------------------|------------|---|
| Lighting | Watts/strip | Qty | Total Watts | kW | Interactive Factor kW (29%) | Interactive Savings kWh (29%) | Total kW | Annual kWh | |
| Optimax 72" LED strip, center - 28 watts | 28 | 10 | 280 | 0.28 | 0.08 | 473 | 0.36 | 2,104 | Cut Sheet 4 |
| Fan Motors (operate 8760 hrs/yr) | Watts | Qty | Total Watts | kW | | | Total kW | Annual kWh | |
| Morrill Motors - Arktic.59 1/20hp | 38 | 8 | 304 | 0.30 | | | 0.30 | 2,663 | Cut Sheet 6 |
| Air Curtain (open reach-in case retrofitted with doors)** | Comp. 1 & 2 kWh | Period (days) | kWh/day | kW | | | Total kW | Annual kWh | |
| | 1299 | 25 | 52 | 2.17 | | | 2.17 | 18,965 | See "WG 4295_Lake Zurich Retrofit Report.pdf" |
| 12' Frozen Food Case - Retrofitted | | | | | | | | | |
| Lighting | Watts/lamp | Qty | Total Watts | kW | Interactive Factor kW (50%) | Interactive Factor kWh (50%) | Total kW | Annual kWh | |
| Optimax 72" LED strip, center - 28 watts | 28 | 4 | 112 | 0.11 | 0.06 | 326 | 0.17 | 978 | Cut Sheet 4 |
| Optimax 72" LED strip, ends - 14 watts | 14 | 4 | 56 | 0.06 | 0.03 | 163 | 0.08 | 489 | Cut Sheet 5 |
| Fan Motors (operate 8760 hrs/yr) | Watts | Qty | Total Watts | kW | | | Total kW | Annual kWh | |
| Morrill Motors - Arktic.59 1/20hp | 38 | 7 | 266 | 0.27 | | | 0.27 | 2,330 | Cut Sheet 6 |
| | | | | | | | Total kW | 3.35 | |
| | | | | | | | Total Annual kWh | 27,530 | |

* Compressor energy use was monitored for 32 days on the beverage case without doors. The compressors were found to use 161 kWh/day. The annual energy use was calculated to be 58,765k Wh. See the document "WG 4295_Lake Zurich Retrofit Report.pdf".

** Compressor energy use was monitored for 28 days on the beverage case with new doors installed. The compressors were found to use 52 kWh/day. The annual energy use was calculated to be 18,965 kWh. See the document "WG 4295_Lake Zurich Retrofit Report.pdf".

Customer Legal Entity Name: Walgreen Co.
Site Address: Walgreens Store # 4775
Principal Address: 9043 Darrow Rd.

| Project No. | Project Name | Narrative description of your program including, but not limited to, make, model, and year of any installed and replaced equipment: | Description of methodologies, protocols and practices used in measuring and verifying project results | What date would you have replaced your equipment if you had not replaced it early? Also, please explain briefly how you determined this future replacement date. | Please describe the less efficient new equipment that you rejected in favor of the more efficient new equipment. |
|-------------|-----------------------------|--|---|---|--|
| 1 | Refrigerated Case Retrofits | The existing reach-in beverage and frozen food cases were retrofitted to conserve energy in the store; both cases have fluorescent T8 lighting and PSC fan motors. The beverage case has an open front with an air curtain, which maintains a barrier between the refrigerated air in the case and the ambient air in the store. The beverage and frozen food cases were upgraded with new LED lighting and high-efficiency electrically-commutated fan motors. The LED lighting uses less energy than the fluorescent lighting and provides higher light levels on the refrigerated product. The ECM fan motors use less energy than the PSC motors and still provide the required amount of air flow through the case. Doors were installed on the open beverage case to significantly reduce the heat loading on the refrigeration equipment. | Please see the attached calculations "WG 4775_Refrigerated Cases Calculations.pdf". An energy study was conducted on an open beverage case at the Lake Zurich Walgreens location. The purpose of the study was to determine the energy savings from installing doors on an open beverage case. The 20' beverage case in the study is representative of the beverage cases found in all corporate Walgreens locations. See the attached document "WG 4775_Lake Zurich Retrofit Report.pdf" which determines the energy saved from enclosing the open cases with doors. | 2 to 3 years. The decision to retrofit the refrigerated cases was made to reduce energy use, increase light levels on the product, and to reduce maintenance costs. | N/A |

Docket No. 13-0208
Site: 9043 Darrow Rd.

Exhibit 2

Customer Legal Entity Name: Walgreen Co.
Site Address: Walgreens Store # 4775
Principal Address: 9043 Darrow Rd.

| | Unadjusted Usage, kwh (A) | Weather Adjusted Usage, kwh (B) | Weather Adjusted Usage with Energy Efficiency Addbacks, kwh (c) <i>Note 1</i> |
|----------------|------------------------------|------------------------------------|---|
| 2011 | 323,040 | 323,040 | 323,040 |
| Average | 323,040 | 323,040 | 323,040 |

| Project Number | Project Name | In-Service Date | Project Cost \$ | 50% of Project Cost \$ | KWh Saved/Year (D) counting towards utility compliance | KWh Saved/Year (E) eligible for incentive | Utility Peak Demand Reduction Contribution, KW (F) | Prescriptive Rebate Amount (G) \$ | Eligible Rebate Amount (H) \$ <i>Note 2</i> | Commitment Payment \$ |
|----------------|-----------------------------|-----------------|-----------------|------------------------|--|---|--|-----------------------------------|--|-----------------------|
| 1 | Refrigerated Case Retrofits | 09/12/2012 | \$10,129 | \$5,065 | 51,198 | 51,198 | 6 | \$4,096 | \$3,072 | |
| | | | | | - | - | - | | | |
| | | | | | - | - | - | | | |
| | | | | | - | - | - | | | |
| | | | | | - | - | - | | | |
| | | | | | - | - | - | | | |
| | | | | | - | - | - | | | |
| | | | | | - | - | - | | | |
| | | | | | - | - | - | | | |
| | | | | | - | - | - | | | |
| | | | | | - | - | - | | | |
| | | | | | - | - | - | | | |
| | | | | | - | - | - | | | |
| | | | | | - | - | - | | | |
| | | | | | - | - | - | | | |
| | | | | | - | - | - | | | |
| | | | | | - | - | - | | | |
| | | | | | - | - | - | | | |
| | | | | | - | - | - | | | |
| | | | | | - | - | - | | | |
| | | | | | - | - | - | | | |
| | | | | | - | - | - | | | |
| | | | | | - | - | - | | | |
| | | | | | - | - | - | | | |
| | | | | | - | - | - | | | |
| | | | | | - | - | - | | | |
| | | | | | - | - | - | | | |
| | | | | | - | - | - | | | |
| | | | | | - | - | - | | | |
| | | | | | - | - | - | | | |
| | | | | | - | - | - | | | |
| | | | | | - | - | - | | | |
| | | | | | - | - | - | | | |
| | | | | | - | - | - | | | |
| | | | | | - | - | - | | | |
| | | | | | - | - | - | | | |
| | | | | | - | - | - | | | |
| | | | | | - | - | - | | | |
| | | | | | - | - | - | | | |
| | | | | | - | - | - | | | |
| | | | | | - | - | - | | | |
| | | | | | - | - | - | | | |
| | | | | | - | - | - | | | |
| | | | | | - | - | - | | | |
| | | | | | - | - | - | | | |
| | | | | | - | - | - | | | |
| | | | | | - | - | - | | | |
| | | | | | - | - | - | | | |
| | | | | | - | - | - | | | |
| | | | | | - | - | - | | | |
| | | | | | - | - | - | | | |
| | | | | | - | - | - | | | |
| | | | | | - | - | - | | | |
| | | | | | - | - | - | | | |
| | | | | | - | - | - | | | |
| | | | | | - | - | - | | | |
| | | | | | - | - | - | | | |
| | | | | | - | - | - | | | |
| | | | | | - | - | - | | | |
| | | | | | - | - | - | | | |
| | | | | | - | - | - | | | |
| | | | | | - | - | - | | | |
| | | | | | - | - | - | | | |
| | | | | | - | - | - | | | |
| | | | | | - | - | - | | | |
| | | | | | - | - | - | | | |
| | | | | | - | - | - | | | |
| | | | | | - | - | - | | | |
| | | | | | - | - | - | | | |
| | | | | | - | - | - | | | |
| | | | | | - | - | - | | | |
| | | | | | - | - | - | | | |
| | | | | | - | - | - | | | |
| | | | | | - | - | - | | | |
| | | | | | - | - | - | | | |
| | | | | | - | - | - | | | |
| | | | | | - | - | - | | | |
| | | | | | - | - | - | | | |
| | | | | | - | - | - | | | |
| | | | | | - | - | - | | | |
| | | | | | - | - | - | | | |
| | | | | | - | - | - | | | |
| | | | | | - | - | - | | | |
| | | | | | - | - | - | | | |
| | | | | | - | - | - | | | |
| | | | | | - | - | - | | | |
| | | | | | - | - | - | | | |
| | | | | | - | - | - | | | |
| | | | | | - | - | - | | | |
| | | | | | - | - | - | | | |
| | | | | | - | - | - | | | |
| | | | | | - | - | - | | | |
| | | | | | - | - | - | | | |
| | | | | | - | - | - | | | |
| | | | | | - | - | - | | | |
| | | | | | - | - | - | | | |
| | | | | | - | - | - | | | |
| | | | | | - | - | - | | | |
| | | | | | - | - | - | | | |
| | | | | | - | - | - | | | |
| | | | | | - | - | - | | | |
| | | | | | - | - | - | | | |
| | | | | | - | - | - | | | |
| | | | | | - | - | - | | | |
| | | | | | - | - | - | | | |
| | | | | | - | - | - | | | |
| | | | | | - | - | - | | | |
| | | | | | | | | | | |

Docket No. 13-0208
Site: 9043 Darrow Rd.

Notes

(1) Customer's usage is adjusted to account for the effects of the energy efficiency programs included in this application. When applicable, such adjustments are prorated to the in-service date to account for partial year savings.

(2) The eligible rebate amount is based upon 75% of the rebates offered by the FirstEnergy Commercial and Industrial Energy Efficiency programs or 75% of \$0.08/kWh for custom programs for all energy savings eligible for a cash rebate as defined in the PUCO order in Case NO.10-834-EL-EEC dated 9/15/2010, not to exceed the lesser of 50% of the project cost or \$250,000 per project. The rebate also cannot exceed \$500,000 per customer per year, per utility service territory.

Exhibit 3 Utility Cost Test

UCT = Utility Avoided Costs / Utility Costs

| Project | Total Annual Savings, MWh (A) | Utility Avoided Cost \$/MWh (B) | Utility Avoided Cost \$ (C) | Utility Cost \$ (D) | Cash Rebate \$ (E) | Administrator Variable Fee \$ (F) | Total Utility Cost \$ (G) | UCT (H) |
|--------------|----------------------------------|------------------------------------|--------------------------------|------------------------|-----------------------|--------------------------------------|------------------------------|------------|
| 1 | 51 | \$ 308 | \$ 15,783 | \$ 4,050 | \$3,072 | \$512 | \$ 7,634 | 2.1 |
| Total | 51 | \$ 308 | 15,783 | 4,050 | \$3,072 | \$512 | 7,634 | 2.1 |

Notes

- (A) From Exhibit 2, = kWh saved / 1000
- (B) This value represents avoided energy costs (wholesale energy prices) from the Department of Energy, Energy Information Administration's 2009 Annual Energy Outlook (AEO) low oil prices case. The AEO represents a national average energy price, so for a better representation of the energy price that Ohio customers would see, a Cinergy Hub equivalent price was derived by applying a ratio based on three years of historic national average and Cinergy Hub prices. This value is consistent with avoided cost assumptions used in EE&PDR Program Portfolio and Initial Benchmark Report, filed Dec 15, 2009 (See Section 8.1, paragraph a).
- (C) = (A) * (B)
- (D) Represents the utility's costs incurred for self-directed mercantile applications for applications filed and applications in progress. Includes incremental costs of legal fees, fixed administrative expenses, etc.
- (E) This is the amount of the cash rebate paid to the customer for this project.
- (F) Based on approximate Administrator's variable compensation for purposes of calculating the UCT, actual compensation may be less.
- (G) = (D) + (E) + (F)
- (H) = (C) / (G)

Walgreen Co. ~ Walgreens Store # 4775
Docket No. 13-0208

Site: 9043 Darrow Rd.



Ohio Edison • The Illuminating Company • Toledo Edison

Mercantile Customer Program - Custom Project Rebate Calculator

| | |
|---------------------------------|---|
| Project Name and Number: | Project 1 - Refrigerated Case Retrofits |
| Site Name: | Walgreens Store #4775 |
| Completed by (Name): | Anthony International |
| Date completed: | 9/12/2012 |

| Energy Conservation Measure | Annual Energy Savings kWh | Eligible Prescriptive Rebate Amount kWh * \$0.08 |
|---|---------------------------|--|
| Refrigerated Case Retrofits | 51,198 | 4095.84 |
| | | |
| | | |
| | | |
| | | |
| | | |
| | | |
| | | |
| | | |
| | | |
| | | |
| | | |
| | | |
| Total Project Energy Savings kWh | 51,198 | |
| Total Custom Prescriptive Rebate Amount \$ | \$ | 4,095.84 |

Notes about this rebate calculation:

The existing refrigerated cases were retrofitted to reduce energy use in the store. The beverage cases were upgraded with LED lighting, ECM fans, and were closed in with new doors. The frozen food cases were upgraded with new solid state LED lighting. Please see the attached energy calculations "WG 4775_Refrigerated Cases Calculations.pdf".





REFINE BY SERVICE

Walgreens

9043 DARROW RD

Twinsburg OH 44087

330-405-6268

Store #: 4775

Northeast corner Of Darrow(Co. Hwy. 91) &

[Back to Results](#) | [Other Nearby Stores](#) | [Directions](#)

Shop | Photo

Mon - Fri 7AM - 10PM**Sat** 7AM - 10PM**Sun** 7AM - 10PM

Pharmacy

Mon - Fri 8AM - 10PM**Sat** 9AM - 6PM**Sun** 10AM - 6PM

Holiday hours may differ from our regular store hours.

Services

Shop

- Online Ordering
- Propane Gas Exchange
- View Weekly Ad
- Print Store Coupons

Pharmacy

- Order Prescriptions
- Drive-Thru pharmacy
- Immunizations⁴
- Medication Compounding
- Health Tests¹
- Pharmacy Staff at this location

Photo

- Photo Same Day Pickup
- Make Photo Prints
- Create Photo Cards
- Create Photo Gifts
- Printer Cartridge Refills
- Film Roll Processing



Meet Store
**Pharmacy
Team**

Health Tests⁵

Available every day!

Wellness Pack **\$65** - NEW!Body Composition **\$15** - NEW!Full Cholesterol Panel Test **\$35**Total Cholesterol & HDL Test **\$30**Blood Glucose Test **\$20**A1C Test **\$35**

Vaccinations

Walk in any time or

| | | | |
|---|--------------------------|------|----------|
| Walgreens Store #4775 - Refrigerated Food Case Upgrades | Store Hours of Operation | 5460 | 1/8/2013 |
|---|--------------------------|------|----------|

20' Medium Temperature Reach-in Beverage Case - Existing

| | | | | | | |
|--|-----------------|---------------|------------------|----------|------------|---|
| Lighting | Watts | Qty | Total Watts | Total kW | Annual kWh | |
| GE (1) 58 watt 60" T8 fluorescent w/electronic ballast | 59 | 10 | 590 | 0.59 | 3,221 | Cut Sheet 1 |
| Fan Motors (operate 8760 hrs/yr) | Watts/motor | Qty | Total Watts | Total kW | Annual kWh | |
| Fasco 208V 1/20hp PSC fan motor | 106.1 | 8 | 849 | 0.85 | 7,435 | Cut Sheet 2 |
| Air Curtain (open reach-in case without doors)* | Comp. 1 & 2 kWh | Period (days) | kWh/day | Total kW | Annual kWh | |
| | 5161 | 32 | 161 | 6.72 | 58,765 | See "WG 4775_Lake Zurich Retrofit Report.pdf" |
| 12' Frozen Food Case - Existing | | | | | | |
| Lighting | Watts | Qty | Total Watts | Total kW | Annual kWh | |
| GE (1) 58 watt 60" T8 fluorescent w/electronic ballast | 59 | 8 | 472 | 0.47 | 2,577 | Cut Sheet 3 |
| Fan Motors (operate 8760 hrs/yr) | Watts/motor | Qty | Total Watts | Total kW | Annual kWh | |
| Fasco 208V 1/20hp PSC fan motor | 106.1 | 7 | 743 | 0.74 | 6,506 | Cut Sheet 2 |
| | | | Total kW | 9.37 | | |
| | | | Total Annual kWh | 78,505 | | |

20' Medium Temperature Beverage Case - Retrofitted

| | | | | | | | | | |
|---|-----------------|---------------|-------------|------|--------------------------------|----------------------------------|------------------|------------|---|
| Lighting | Watts/strip | Qty | Total Watts | kW | Interactive Factor kW (29%) | Interactive Savings kWh (29%) | Total kW | Annual kWh | |
| Optimax 72" LED strip, center - 28 watts | 28 | 10 | 280 | 0.28 | 0.08 | 443 | 0.36 | 1,972 | Cut Sheet 4 |
| Fan Motors (operate 8760 hrs/yr) | Watts | Qty | Total Watts | kW | | | Total kW | Annual kWh | |
| Morrill Motors - Arktic.59 1/20hp | 38 | 8 | 304 | 0.30 | | | 0.30 | 2,663 | Cut Sheet 6 |
| Air Curtain (open reach-in case retrofitted with doors)** | Comp. 1 & 2 kWh | Period (days) | kWh/day | kW | | | Total kW | Annual kWh | |
| | 1299 | 25 | 52 | 2.17 | | | 2.17 | 18,965 | See "WG 4775_Lake Zurich Retrofit Report.pdf" |
| 12' Frozen Food Case - Retrofitted | | | | | | | | | |
| Lighting | Watts/lamp | Qty | Total Watts | kW | Interactive Factor kW (50%) | Interactive Factor kWh (50%) | Total kW | Annual kWh | |
| Optimax 72" LED strip, center - 28 watts | 28 | 4 | 112 | 0.11 | 0.06 | 306 | 0.17 | 917 | Cut Sheet 4 |
| Optimax 72" LED strip, ends - 14 watts | 14 | 4 | 56 | 0.06 | 0.03 | 153 | 0.08 | 459 | Cut Sheet 5 |
| Fan Motors (operate 8760 hrs/yr) | Watts | Qty | Total Watts | kW | | | Total kW | Annual kWh | |
| Morrill Motors - Arktic.59 1/20hp | 38 | 7 | 266 | 0.27 | | | 0.27 | 2,330 | Cut Sheet 6 |
| | | | | | | | Total kW | 3.35 | |
| | | | | | | | Total Annual kWh | 27,307 | |

* Compressor energy use was monitored for 32 days on the beverage case without doors. The compressors were found to use 161 kWh/day. The annual energy use was calculated to be 58,765k Wh. See the document "WG 4775_Lake Zurich Retrofit Report.pdf".

** Compressor energy use was monitored for 28 days on the beverage case with new doors installed. The compressors were found to use 52 kWh/day. The annual energy use was calculated to be 18,965 kWh. See the document "WG 4775_Lake Zurich Retrofit Report.pdf".

| | |
|--------------------|--------|
| kW Savings | 6.03 |
| Annual Savings kWh | 51,198 |

Customer Legal Entity Name: Walgreen Co.

Site Address: Walgreens Store # 5138

Principal Address: 100 Cleveland St

| Project No. | Project Name | Narrative description of your program including, but not limited to, make, model, and year of any installed and replaced equipment: | Description of methodologies, protocols and practices used in measuring and verifying project results | What date would you have replaced your equipment if you had not replaced it early? Also, please explain briefly how you determined this future replacement date. | Please describe the less efficient new equipment that you rejected in favor of the more efficient new equipment. |
|-------------|-----------------------------|--|---|---|--|
| 1 | Refrigerated Case Retrofits | The existing reach-in beverage and frozen food cases were retrofitted to conserve energy in the store; both cases have fluorescent T8 lighting and PSC fan motors. The beverage case has an open front with an air curtain, which maintains a barrier between the refrigerated air in the case and the ambient air in the store. The beverage and frozen food cases were upgraded with new LED lighting and high-efficiency electrically-commutated fan motors. The LED lighting uses less energy than the fluorescent lighting and provides higher light levels on the refrigerated product. The ECM fan motors use less energy than the PSC motors and still provide the required amount of air flow through the case. Doors were installed on the open beverage case to significantly reduce the heat loading on the refrigeration equipment. | Please see the attached calculations "WG 5138_Refrigerated Cases Calculations.pdf". An energy study was conducted on an open beverage case at the Lake Zurich Walgreens location. The purpose of the study was to determine the energy savings from installing doors on an open beverage case. The 20' beverage case in the study is representative of the beverage cases found in all corporate Walgreens locations. See the attached document "WG 5138_Lake Zurich Retrofit Report.pdf" which determines the energy saved from enclosing the open cases with doors. | 2 to 3 years. The decision to retrofit the refrigerated cases was made to reduce energy use, increase light levels on the product, and to reduce maintenance costs. | N/A |

Docket No. 13-0208
Site: 100 Cleveland St

Exhibit 2

Customer Legal Entity Name: Walgreen Co.
Site Address: Walgreens Store # 5138
Principal Address: 100 Cleveland St

| | Unadjusted Usage, kwh (A) | Weather Adjusted Usage, kwh (B) | Weather Adjusted Usage with Energy Efficiency Addbacks, kwh (c) <i>Note 1</i> |
|----------------|------------------------------|------------------------------------|---|
| 2011 | 30,720 | 30,720 | 30,720 |
| Average | 30,720 | 30,720 | 30,720 |

| Project Number | Project Name | In-Service Date | Project Cost \$ | 50% of Project Cost \$ | KWh Saved/Year (D) counting towards utility compliance | KWh Saved/Year (E) eligible for incentive | Utility Peak Demand Reduction Contribution, KW (F) | Prescriptive Rebate Amount (G) \$ | Eligible Rebate Amount (H) \$ <i>Note 2</i> | Commitment Payment \$ |
|----------------|-----------------------------|-----------------|-----------------|------------------------|--|---|--|-----------------------------------|--|-----------------------|
| 1 | Refrigerated Case Retrofits | 09/07/2012 | \$18,000 | \$9,000 | 52,347 | 52,347 | 6 | \$4,188 | \$3,141 | |
| | | | | | - | - | - | | | |
| | | | | | - | - | - | | | |
| | | | | | - | - | - | | | |
| | | | | | - | - | - | | | |
| | | | | | - | - | - | | | |
| | | | | | - | - | - | | | |
| | | | | | - | - | - | | | |
| | | | | | - | - | - | | | |
| | | | | | - | - | - | | | |
| | | | | | - | - | - | | | |
| | | | | | - | - | - | | | |
| | | | | | - | - | - | | | |
| | | | | | - | - | - | | | |
| | | | | | - | - | - | | | |
| | | | | | - | - | - | | | |
| | | | | | - | - | - | | | |
| | | | | | - | - | - | | | |
| | | | | | - | - | - | | | |
| | | | | | - | - | - | | | |
| | | | | | - | - | - | | | |
| | | | | | - | - | - | | | |
| | | | | | - | - | - | | | |
| | | | | | - | - | - | | | |
| | | | | | - | - | - | | | |
| | | | | | - | - | - | | | |
| | | | | | - | - | - | | | |
| | | | | | - | - | - | | | |
| | | | | | - | - | - | | | |
| | | | | | - | - | - | | | |
| | | | | | - | - | - | | | |
| | | | | | - | - | - | | | |
| | | | | | - | - | - | | | |
| | | | | | - | - | - | | | |
| | | | | | - | - | - | | | |
| | | | | | - | - | - | | | |
| | | | | | - | - | - | | | |
| | | | | | - | - | - | | | |
| | | | | | - | - | - | | | |
| | | | | | - | - | - | | | |
| | | | | | - | - | - | | | |
| | | | | | - | - | - | | | |
| | | | | | - | - | - | | | |
| | | | | | - | - | - | | | |
| | | | | | - | - | - | | | |
| | | | | | - | - | - | | | |
| | | | | | - | - | - | | | |
| | | | | | - | - | - | | | |
| | | | | | - | - | - | | | |
| | | | | | - | - | - | | | |
| | | | | | - | - | - | | | |
| | | | | | - | - | - | | | |
| | | | | | - | - | - | | | |
| | | | | | - | - | - | | | |
| | | | | | - | - | - | | | |
| | | | | | - | - | - | | | |
| | | | | | - | - | - | | | |
| | | | | | - | - | - | | | |
| | | | | | - | - | - | | | |
| | | | | | - | - | - | | | |
| | | | | | - | - | - | | | |
| | | | | | - | - | - | | | |
| | | | | | - | - | - | | | |
| | | | | | - | - | - | | | |
| | | | | | - | - | - | | | |
| | | | | | - | - | - | | | |
| | | | | | - | - | - | | | |
| | | | | | - | - | - | | | |
| | | | | | - | - | - | | | |
| | | | | | - | - | - | | | |
| | | | | | - | - | - | | | |
| | | | | | - | - | - | | | |
| | | | | | - | - | - | | | |
| | | | | | - | - | - | | | |
| | | | | | - | - | - | | | |
| | | | | | - | - | - | | | |
| | | | | | - | - | - | | | |
| | | | | | - | - | - | | | |
| | | | | | - | - | - | | | |
| | | | | | - | - | - | | | |
| | | | | | - | - | - | | | |
| | | | | | - | - | - | | | |
| | | | | | - | - | - | | | |
| | | | | | - | - | - | | | |
| | | | | | - | - | - | | | |
| | | | | | - | - | - | | | |
| | | | | | - | - | - | | | |
| | | | | | - | - | - | | | |
| | | | | | - | - | - | | | |
| | | | | | - | - | - | | | |
| | | | | | - | - | - | | | |
| | | | | | - | - | - | | | |
| | | | | | - | - | - | | | |
| | | | | | - | - | - | | | |
| | | | | | - | - | - | | | |
| | | | | | - | - | - | | | |
| | | | | | - | - | - | | | |
| | | | | | - | - | - | | | |
| | | | | | - | - | - | | | |
| | | | | | - | - | - | | | |
| | | | | | - | - | - | | | |
| | | | | | - | - | - | | | |
| | | | | | - | - | - | | | |
| | | | | | - | - | - | | | |
| | | | | | - | - | - | | | |
| | | | | | - | - | - | | | |
| | | | | | - | - | - | | | </ |

Docket No. 13-0208
Site: 100 Cleveland St

Notes

(1) Customer's usage is adjusted to account for the effects of the energy efficiency programs included in this application. When applicable, such adjustments are prorated to the in-service date to account for partial year savings.

(2) The eligible rebate amount is based upon 75% of the rebates offered by the FirstEnergy Commercial and Industrial Energy Efficiency programs or 75% of \$0.08/kWh for custom programs for all energy savings eligible for a cash rebate as defined in the PUCO order in Case NO.10-834-EL-EEC dated 9/15/2010, not to exceed the lesser of 50% of the project cost or \$250,000 per project. The rebate also cannot exceed \$500,000 per customer per year, per utility service territory.

Exhibit 3 Utility Cost Test

UCT = Utility Avoided Costs / Utility Costs

| Project | Total Annual Savings, MWh (A) | Utility Avoided Cost \$/MWh (B) | Utility Avoided Cost \$ (C) | Utility Cost \$ (D) | Cash Rebate \$ (E) | Administrator Variable Fee \$ (F) | Total Utility Cost \$ (G) | UCT (H) |
|--------------|----------------------------------|------------------------------------|--------------------------------|------------------------|-----------------------|--------------------------------------|------------------------------|------------|
| 1 | 52 | \$ 308 | \$ 16,138 | \$ 4,050 | \$3,141 | \$523 | \$ 7,714 | 2.1 |
| Total | 52 | \$ 308 | 16,138 | 4,050 | \$3,141 | \$523 | 7,714 | 2.1 |

Notes

- (A) From Exhibit 2, = kWh saved / 1000
- (B) This value represents avoided energy costs (wholesale energy prices) from the Department of Energy, Energy Information Administration's 2009 Annual Energy Outlook (AEO) low oil prices case. The AEO represents a national average energy price, so for a better representation of the energy price that Ohio customers would see, a Cinergy Hub equivalent price was derived by applying a ratio based on three years of historic national average and Cinergy Hub prices. This value is consistent with avoided cost assumptions used in EE&PDR Program Portfolio and Initial Benchmark Report, filed Dec 15, 2009 (See Section 8.1, paragraph a).
- (C) = (A) * (B)
- (D) Represents the utility's costs incurred for self-directed mercantile applications for applications filed and applications in progress. Includes incremental costs of legal fees, fixed administrative expenses, etc.
- (E) This is the amount of the cash rebate paid to the customer for this project.
- (F) Based on approximate Administrator's variable compensation for purposes of calculating the UCT, actual compensation may be less.
- (G) = (D) + (E) + (F)
- (H) = (C) / (G)

Walgreen Co. ~ Walgreens Store # 5138
Docket No. 13-0208

Site: 100 Cleveland St



Ohio Edison • The Illuminating Company • Toledo Edison

Mercantile Customer Program - Custom Project Rebate Calculator

| | |
|---------------------------------|---|
| Project Name and Number: | Project 1 - Refrigerated Case Retrofits |
| Site Name: | Walgreens Store #5138 |
| Completed by (Name): | Anthony International |
| Date completed: | 9/7/2012 |

| Energy Conservation Measure | Annual Energy Savings kWh | Eligible Prescriptive Rebate Amount kWh * \$0.08 |
|---|---------------------------|--|
| Refrigerated Case Retrofits | 52,347 | 4187.76 |
| | | |
| | | |
| | | |
| | | |
| | | |
| | | |
| | | |
| | | |
| | | |
| | | |
| | | |
| | | |
| Total Project Energy Savings kWh | 52,347 | |
| Total Custom Prescriptive Rebate Amount \$ | | \$ 4,187.76 |

Notes about this rebate calculation:

The existing refrigerated cases were retrofitted to reduce energy use in the store. The beverage cases were upgraded with LED lighting, ECM fans, and were closed in with new doors. The frozen food cases were upgraded with new solid state LED lighting. Please see the attached energy calculations "WG 5138_Refrigerated Cases Calculations.pdf".





REFINE BY SERVICE

Walgreens

100 CLEVELAND ST

Elyria OH 44035

440-322-7604

Store #: 5138

Northeast corner of Gulf Road & Cleveland Street

[Back to Results](#) | [Other Nearby Stores](#) | [Directions](#)

Shop | Photo

Mon - Fri Open 24 hours**Sat** Open 24 hours**Sun** Open 24 hours

Pharmacy

Mon - Fri Open 24 hours**Sat** Open 24 hours**Sun** Open 24 hours

Take Care Clinic

Mon - Fri 8AM - 7:30PM**Sat** 9:30AM - 5PM**Sun** 9:30AM - 5PM

Holiday hours may differ from our regular store hours.

Services

Shop

- Open 24 hours
- Redbox DVD rental
- Online Ordering
- Propane Gas Exchange
- View Weekly Ad
- Print Store Coupons

Pharmacy

- Order Prescriptions
- Drive-Thru pharmacy
- Immunizations⁴
- Health Tests¹
- Pharmacy Staff at this location

Take Care Clinic

- Take Care Clinic

Photo

- Photo Same Day Pickup
- Make Photo Prints
- Create Photo Cards
- Create Photo Gifts
- Printer Cartridge Refills
- Film Roll Processing



Meet Store
Pharmacy
Team

Health Tests⁵

Available every day!

Wellness Pack **\$65** - NEW!Body Composition **\$15** - NEW!Full Cholesterol Panel Test **\$35**Total Cholesterol & HDL Test **\$30**Blood Glucose Test **\$20**A1C Test **\$35**

Vaccinations

Walk in any time or

20' Medium Temperature Reach-in Beverage Case - Existing

| | | | | | | |
|--|-----------------|---------------|------------------|----------|------------|---|
| Lighting | Watts | Qty | Total Watts | Total kW | Annual kWh | |
| GE (1) 58 watt 60" T8 fluorescent w/electronic ballast | 59 | 10 | 590 | 0.59 | 5,168 | Cut Sheet 1 |
| Fan Motors (operate 8760 hrs/yr) | Watts/motor | Qty | Total Watts | Total kW | Annual kWh | |
| Fasco 208V 1/20hp PSC fan motor | 106.1 | 8 | 849 | 0.85 | 7,435 | Cut Sheet 2 |
| Air Curtain (open reach-in case without doors)* | Comp. 1 & 2 kWh | Period (days) | kWh/day | Total kW | Annual kWh | |
| | 5161 | 32 | 161 | 6.72 | 58,765 | See "WG 5138_Lake Zurich Retrofit Report.pdf" |
| 12' Frozen Food Case - Existing | | | | | | |
| Lighting | Watts | Qty | Total Watts | Total kW | Annual kWh | |
| GE (1) 58 watt 60" T8 fluorescent w/electronic ballast | 59 | 8 | 472 | 0.47 | 4,135 | Cut Sheet 3 |
| Fan Motors (operate 8760 hrs/yr) | Watts/motor | Qty | Total Watts | Total kW | Annual kWh | |
| Fasco 208V 1/20hp PSC fan motor | 106.1 | 7 | 743 | 0.74 | 6,506 | Cut Sheet 2 |
| | | | Total kW | 9.37 | | |
| | | | Total Annual kWh | 82,010 | | |

20' Medium Temperature Beverage Case - Retrofitted

| | | | | | | | | | |
|---|-----------------|---------------|-------------|------|--------------------------------|----------------------------------|------------------|------------|---|
| Lighting | Watts/strip | Qty | Total Watts | kW | Interactive Factor kW (29%) | Interactive Savings kWh (29%) | Total kW | Annual kWh | |
| Optimax 72" LED strip, center - 28 watts | 28 | 10 | 280 | 0.28 | 0.08 | 711 | 0.36 | 3,164 | Cut Sheet 4 |
| Fan Motors (operate 8760 hrs/yr) | Watts | Qty | Total Watts | kW | | | Total kW | Annual kWh | |
| Morrill Motors - Arktic.59 1/20hp | 38 | 8 | 304 | 0.30 | | | 0.30 | 2,663 | Cut Sheet 6 |
| Air Curtain (open reach-in case retrofitted with doors)** | Comp. 1 & 2 kWh | Period (days) | kWh/day | kW | | | Total kW | Annual kWh | |
| | 1299 | 25 | 52 | 2.17 | | | 2.17 | 18,965 | See "WG 5138_Lake Zurich Retrofit Report.pdf" |
| 12' Frozen Food Case - Retrofitted | | | | | | | | | |
| Lighting | Watts/lamp | Qty | Total Watts | kW | Interactive Factor kW (50%) | Interactive Factor kWh (50%) | Total kW | Annual kWh | |
| Optimax 72" LED strip, center - 28 watts | 28 | 4 | 112 | 0.11 | 0.06 | 491 | 0.17 | 1,472 | Cut Sheet 4 |
| Optimax 72" LED strip, ends - 14 watts | 14 | 4 | 56 | 0.06 | 0.03 | 245 | 0.08 | 736 | Cut Sheet 5 |
| Fan Motors (operate 8760 hrs/yr) | Watts | Qty | Total Watts | kW | | | Total kW | Annual kWh | |
| Morrill Motors - Arktic.59 1/20hp | 38 | 8 | 304 | 0.30 | | | 0.30 | 2,663 | Cut Sheet 6 |
| | | | | | | | Total kW | 3.39 | |
| | | | | | | | Total Annual kWh | 29,663 | |

* Compressor energy use was monitored for 32 days on the beverage case without doors. The compressors were found to use 161 kWh/day. The annual energy use was calculated to be 58,765k Wh. See the document "WG 5138_Lake Zurich Retrofit Report.pdf".

** Compressor energy use was monitored for 28 days on the beverage case with new doors installed. The compressors were found to use 52 kWh/day. The annual energy use was calculated to be 18,965 kWh. See the document "WG 5138_Lake Zurich Retrofit Report.pdf".

Customer Legal Entity Name: Walgreen Co.
Site Address: Walgreens Store # 5431
Principal Address: 1337 Pearl Rd

| Project No. | Project Name | Narrative description of your program including, but not limited to, make, model, and year of any installed and replaced equipment: | Description of methodologies, protocols and practices used in measuring and verifying project results | What date would you have replaced your equipment if you had not replaced it early? Also, please explain briefly how you determined this future replacement date. | Please describe the less efficient new equipment that you rejected in favor of the more efficient new equipment. |
|-------------|-----------------------------|--|---|---|--|
| 1 | Refrigerated Case Retrofits | The existing reach-in beverage and frozen food cases were retrofitted to conserve energy in the store; both cases have fluorescent T8 lighting and PSC fan motors. The beverage case has an open front with an air curtain, which maintains a barrier between the refrigerated air in the case and the ambient air in the store. The beverage and frozen food cases were upgraded with new LED lighting and high-efficiency electrically-commutated fan motors. The LED lighting uses less energy than the fluorescent lighting and provides higher light levels on the refrigerated product. The ECM fan motors use less energy than the PSC motors and still provide the required amount of air flow through the case. Doors were installed on the open beverage case to significantly reduce the heat loading on the refrigeration equipment. | Please see the attached calculations "WG 5431_Refrigerated Cases Calculations.pdf". An energy study was conducted on an open beverage case at the Lake Zurich Walgreens location. The purpose of the study was to determine the energy savings from installing doors on an open beverage case. The 20' beverage case in the study is representative of the beverage cases found in all corporate Walgreens locations. See the attached document "WG 5431_Lake Zurich Retrofit Report.pdf" which determines the energy saved from enclosing the open cases with doors. | 2 to 3 years. The decision to retrofit the refrigerated cases was made to reduce energy use, increase light levels on the product, and to reduce maintenance costs. | N/A |

Docket No. 13-0208
Site: 1337 Pearl Rd

Exhibit 2

Customer Legal Entity Name: Walgreen Co.
Site Address: Walgreens Store # 5431
Principal Address: 1337 Pearl Rd

| | Unadjusted Usage, kwh (A) | Weather Adjusted Usage, kwh (B) | Weather Adjusted Usage with Energy Efficiency Addbacks, kwh (c) <i>Note 1</i> |
|----------------|------------------------------|------------------------------------|---|
| 2011 | 358,080 | 358,080 | 358,080 |
| Average | 358,080 | 358,080 | 358,080 |

| Project Number | Project Name | In-Service Date | Project Cost \$ | 50% of Project Cost \$ | KWh Saved/Year (D) counting towards utility compliance | KWh Saved/Year (E) eligible for incentive | Utility Peak Demand Reduction Contribution, KW (F) | Prescriptive Rebate Amount (G) \$ | Eligible Rebate Amount (H) \$ <small>Note 2</small> | Commitment Payment \$ |
|----------------|-----------------------------|-----------------|-----------------|------------------------|--|---|--|-----------------------------------|--|-----------------------|
| 1 | Refrigerated Case Retrofits | 09/14/2012 | \$10,129 | \$5,065 | 51,035 | 51,035 | 6 | \$4,083 | \$3,062 | |
| | | | | | - | - | - | | | |
| | | | | | - | - | - | | | |
| | | | | | - | - | - | | | |
| | | | | | - | - | - | | | |
| | | | | | - | - | - | | | |
| | | | | | - | - | - | | | |
| | | | | | - | - | - | | | |
| | | | | | - | - | - | | | |
| | | | | | - | - | - | | | |
| | | | | | - | - | - | | | |
| | | | | | - | - | - | | | |
| | | | | | - | - | - | | | |
| | | | | | - | - | - | | | |
| | | | | | - | - | - | | | |
| | | | | | - | - | - | | | |
| | | | | | - | - | - | | | |
| | | | | | - | - | - | | | |
| | | | | | - | - | - | | | |
| | | | | | - | - | - | | | |
| | | | | | - | - | - | | | |
| | | | | | - | - | - | | | |
| | | | | | - | - | - | | | |
| | | | | | - | - | - | | | |
| | | | | | - | - | - | | | |
| | | | | | - | - | - | | | |
| | | | | | - | - | - | | | |
| | | | | | - | - | - | | | |
| | | | | | - | - | - | | | |
| | | | | | - | - | - | | | |
| | | | | | - | - | - | | | |
| | | | | | - | - | - | | | |
| | | | | | - | - | - | | | |
| | | | | | - | - | - | | | |
| | | | | | - | - | - | | | |
| | | | | | - | - | - | | | |
| | | | | | - | - | - | | | |
| | | | | | - | - | - | | | |
| | | | | | - | - | - | | | |
| | | | | | - | - | - | | | |
| | | | | | - | - | - | | | |
| | | | | | - | - | - | | | |
| | | | | | - | - | - | | | |
| | | | | | - | - | - | | | |
| | | | | | - | - | - | | | |
| | | | | | - | - | - | | | |
| | | | | | - | - | - | | | |
| | | | | | - | - | - | | | |
| | | | | | - | - | - | | | |
| | | | | | - | - | - | | | |
| | | | | | - | - | - | | | |
| | | | | | - | - | - | | | |
| | | | | | - | - | - | | | |
| | | | | | - | - | - | | | |
| | | | | | - | - | - | | | |
| | | | | | - | - | - | | | |
| | | | | | - | - | - | | | |
| | | | | | - | - | - | | | |
| | | | | | - | - | - | | | |
| | | | | | - | - | - | | | |
| | | | | | - | - | - | | | |
| | | | | | - | - | - | | | |
| | | | | | - | - | - | | | |
| | | | | | - | - | - | | | |
| | | | | | - | - | - | | | |
| | | | | | - | - | - | | | |
| | | | | | - | - | - | | | |
| | | | | | - | - | - | | | |
| | | | | | - | - | - | | | |
| | | | | | - | - | - | | | |
| | | | | | - | - | - | | | |
| | | | | | - | - | - | | | |
| | | | | | - | - | - | | | |
| | | | | | - | - | - | | | |
| | | | | | - | - | - | | | |
| | | | | | - | - | - | | | |
| | | | | | - | - | - | | | |
| | | | | | - | - | - | | | |
| | | | | | - | - | - | | | |
| | | | | | - | - | - | | | |
| | | | | | - | - | - | | | |
| | | | | | - | - | - | | | |
| | | | | | - | - | - | | | |
| | | | | | - | - | - | | | |
| | | | | | - | - | - | | | |
| | | | | | - | - | - | | | |
| | | | | | - | - | - | | | |
| | | | | | - | - | - | | | |
| | | | | | - | - | - | | | |
| | | | | | - | - | - | | | |
| | | | | | - | - | - | | | |
| | | | | | - | - | - | | | |
| | | | | | - | - | - | | | |
| | | | | | - | - | - | | | |
| | | | | | - | - | - | | | |
| | | | | | - | - | - | | | |
| | | | | | - | - | - | | | |
| | | | | | - | - | - | | | |
| | | | | | - | - | - | | | |
| | | | | | - | - | - | | | |
| | | | | | - | - | - | | | |
| | | | | | - | - | - | | | |
| | | | | | - | - | - | | | |
| | | | | | - | - | - | | | |
| | | | | | - | - | - | | | |
| | | | | | - | - | - | | | |
| | | | | | - | - | - | | | |

Docket No. 13-0208
Site: 1337 Pearl Rd

Notes

(1) Customer's usage is adjusted to account for the effects of the energy efficiency programs included in this application. When applicable, such adjustments are prorated to the in-service date to account for partial year savings.

(2) The eligible rebate amount is based upon 75% of the rebates offered by the FirstEnergy Commercial and Industrial Energy Efficiency programs or 75% of \$0.08/kWh for custom programs for all energy savings eligible for a cash rebate as defined in the PUCO order in Case NO.10-834-EL-EEC dated 9/15/2010, not to exceed the lesser of 50% of the project cost or \$250,000 per project. The rebate also cannot exceed \$500,000 per customer per year, per utility service territory.

Exhibit 3 Utility Cost Test

UCT = Utility Avoided Costs / Utility Costs

| Project | Total Annual Savings, MWh (A) | Utility Avoided Cost \$/MWh (B) | Utility Avoided Cost \$ (C) | Utility Cost \$ (D) | Cash Rebate \$ (E) | Administrator Variable Fee \$ (F) | Total Utility Cost \$ (G) | UCT (H) |
|--------------|----------------------------------|------------------------------------|--------------------------------|------------------------|-----------------------|--------------------------------------|------------------------------|------------|
| 1 | 51 | \$ 308 | \$ 15,733 | \$ 4,050 | \$3,062 | \$510 | \$ 7,623 | 2.1 |
| Total | 51 | \$ 308 | 15,733 | 4,050 | \$3,062 | \$510 | 7,623 | 2.1 |

Notes

- (A) From Exhibit 2, = kWh saved / 1000
- (B) This value represents avoided energy costs (wholesale energy prices) from the Department of Energy, Energy Information Administration's 2009 Annual Energy Outlook (AEO) low oil prices case. The AEO represents a national average energy price, so for a better representation of the energy price that Ohio customers would see, a Cinergy Hub equivalent price was derived by applying a ratio based on three years of historic national average and Cinergy Hub prices. This value is consistent with avoided cost assumptions used in EE&PDR Program Portfolio and Initial Benchmark Report, filed Dec 15, 2009 (See Section 8.1, paragraph a).
- (C) = (A) * (B)
- (D) Represents the utility's costs incurred for self-directed mercantile applications for applications filed and applications in progress. Includes incremental costs of legal fees, fixed administrative expenses, etc.
- (E) This is the amount of the cash rebate paid to the customer for this project.
- (F) Based on approximate Administrator's variable compensation for purposes of calculating the UCT, actual compensation may be less.
- (G) = (D) + (E) + (F)
- (H) = (C) / (G)

Walgreen Co. ~ Walgreens Store # 5431
Docket No. 13-0208

Site: 1337 Pearl Rd



Ohio Edison • The Illuminating Company • Toledo Edison

Mercantile Customer Program - Custom Project Rebate Calculator

| | |
|---------------------------------|---|
| Project Name and Number: | Project 1 - Refrigerated Case Retrofits |
| Site Name: | Walgreens Store #5431 |
| Completed by (Name): | Anthony International |
| Date completed: | 9/14/2012 |

| Energy Conservation Measure | Annual Energy Savings kWh | Eligible Prescriptive Rebate Amount kWh * \$0.08 |
|---|---------------------------|--|
| Refrigerated Case Retrofits | 51,035 | 4082.80 |
| | | |
| | | |
| | | |
| | | |
| | | |
| | | |
| | | |
| | | |
| | | |
| | | |
| | | |
| | | |
| Total Project Energy Savings kWh | 51,035 | |
| Total Custom Prescriptive Rebate Amount \$ | | \$ 4,082.80 |

Notes about this rebate calculation:

The existing refrigerated cases were retrofitted to reduce energy use in the store. The beverage cases were upgraded with LED lighting, ECM fans, and were closed in with new doors. The frozen food cases were upgraded with new solid state LED lighting. Please see the attached energy calculations "WG 5431_Refrigerated Cases Calculations.pdf".



REFINE BY SERVICE

Walgreens

1337 PEARL RD

Brunswick OH 44212

330-220-3225

Store #: 5431

Northeast corner of U.S. 42 (Pearl Road) & S.H. 303 (Center Road)

[Back to Results](#) | [Other Nearby Stores](#) | [Directions](#)

Shop | Photo

Mon - Fri 8AM - 10PM

Sat 8AM - 10PM

Sun 8AM - 10PM

Pharmacy

Mon - Fri 8AM - 10PM

Sat 9AM - 6PM

Sun 10AM - 6PM

Holiday hours may differ from our regular store hours.

Services

Shop

- Online Ordering
- Propane Gas Exchange
- View Weekly Ad
- Print Store Coupons

Pharmacy

- Order Prescriptions
- Drive-Thru pharmacy
- Immunizations⁴
- Health Tests¹
- Pharmacy Staff at this location

Photo

- Photo Same Day Pickup
- Make Photo Prints
- Create Photo Cards
- Create Photo Gifts
- Printer Cartridge Refills
- Film Roll Processing



**Meet Store
Pharmacy
Team**

Health Tests⁵

Available every day!
 Wellness Pack **\$65** - NEW!
 Body Composition **\$15** - NEW!
 Full Cholesterol Panel Test **\$35**
 Total Cholesterol & HDL Test **\$30**
 Blood Glucose Test **\$20**
 A1C Test **\$35**

Vaccinations

Walk in any time or

[Schedule an appointment online](#)

² Call 1-866-WAG-YESS (1-866-924-9377) for more information.

³ Walgreens Home Health Care provides an expanded selection of products that includes: Lift Chairs, Scooters, Ostomy, Mastectomy and Diabetic Footwear to name a few. We have dedicated specialists who are trained to measure and fit customers for our products and can bill Medicare and Medicaid for select items.

⁴ Vaccines subject to availability and immunizing professionals on duty. State, age and health condition related restrictions apply. Other vaccines may be available. See pharmacy for details.

⁵ Available to ages 18 and over at select Walgreens. Subject to availability. Test results are not for diagnostic or treatment purposes and are not conclusive as to the absence or presence of any health condition. Recipients are encouraged to report test results to their primary care physician. Consultation with patient does not constitute medical advice.

© Copyright 2013 Walgreen Co. All rights reserved.

| | | | |
|---|--------------------------|------|----------|
| Walgreens Store #5431 - Refrigerated Food Case Upgrades | Store Hours of Operation | 5096 | 1/9/2013 |
|---|--------------------------|------|----------|

20' Medium Temperature Reach-in Beverage Case - Existing

| | | | | | | |
|--|-----------------|---------------|------------------|----------|------------|---|
| Lighting | Watts | Qty | Total Watts | Total kW | Annual kWh | |
| GE (1) 58 watt 60" T8 fluorescent w/electronic ballast | 59 | 10 | 590 | 0.59 | 3,007 | Cut Sheet 1 |
| Fan Motors (operate 8760 hrs/yr) | Watts/motor | Qty | Total Watts | Total kW | Annual kWh | |
| Fasco 208V 1/20hp PSC fan motor | 106.1 | 8 | 849 | 0.85 | 7,435 | Cut Sheet 2 |
| Air Curtain (open reach-in case without doors)* | Comp. 1 & 2 kWh | Period (days) | kWh/day | Total kW | Annual kWh | |
| | 5161 | 32 | 161 | 6.72 | 58,765 | See "WG 5431_Lake Zurich Retrofit Report.pdf" |
| 12' Frozen Food Case - Existing | | | | | | |
| Lighting | Watts | Qty | Total Watts | Total kW | Annual kWh | |
| GE (1) 58 watt 60" T8 fluorescent w/electronic ballast | 59 | 8 | 472 | 0.47 | 2,405 | Cut Sheet 3 |
| Fan Motors (operate 8760 hrs/yr) | Watts/motor | Qty | Total Watts | Total kW | Annual kWh | |
| Fasco 208V 1/20hp PSC fan motor | 106.1 | 7 | 743 | 0.74 | 6,506 | Cut Sheet 2 |
| | | | Total kW | 9.37 | | |
| | | | Total Annual kWh | 78,118 | | |

20' Medium Temperature Beverage Case - Retrofitted

| | | | | | | | | | |
|---|-----------------|---------------|-------------|------|--------------------------------|----------------------------------|------------------|------------|---|
| Lighting | Watts/strip | Qty | Total Watts | kW | Interactive Factor kW (29%) | Interactive Savings kWh (29%) | Total kW | Annual kWh | |
| Optimax 72" LED strip, center - 28 watts | 28 | 10 | 280 | 0.28 | 0.08 | 414 | 0.36 | 1,841 | Cut Sheet 4 |
| Fan Motors (operate 8760 hrs/yr) | Watts | Qty | Total Watts | kW | | | Total kW | Annual kWh | |
| Morrill Motors - Arktic.59 1/20hp | 38 | 8 | 304 | 0.30 | | | 0.30 | 2,663 | Cut Sheet 6 |
| Air Curtain (open reach-in case retrofitted with doors)** | Comp. 1 & 2 kWh | Period (days) | kWh/day | kW | | | Total kW | Annual kWh | |
| | 1299 | 25 | 52 | 2.17 | | | 2.17 | 18,965 | See "WG 5431_Lake Zurich Retrofit Report.pdf" |
| 12' Frozen Food Case - Retrofitted | | | | | | | | | |
| Lighting | Watts/lamp | Qty | Total Watts | kW | Interactive Factor kW (50%) | Interactive Factor kWh (50%) | Total kW | Annual kWh | |
| Optimax 72" LED strip, center - 28 watts | 28 | 4 | 112 | 0.11 | 0.06 | 285 | 0.17 | 856 | Cut Sheet 4 |
| Optimax 72" LED strip, ends - 14 watts | 14 | 4 | 56 | 0.06 | 0.03 | 143 | 0.08 | 428 | Cut Sheet 5 |
| Fan Motors (operate 8760 hrs/yr) | Watts | Qty | Total Watts | kW | | | Total kW | Annual kWh | |
| Morrill Motors - Arktic.59 1/20hp | 38 | 7 | 266 | 0.27 | | | 0.27 | 2,330 | Cut Sheet 6 |
| | | | | | | | Total kW | 3.35 | |
| | | | | | | | Total Annual kWh | 27,083 | |

* Compressor energy use was monitored for 32 days on the beverage case without doors. The compressors were found to use 161 kWh/day. The annual energy use was calculated to be 58,765k Wh. See the document "WG 5431_Lake Zurich Retrofit Report.pdf".

** Compressor energy use was monitored for 28 days on the beverage case with new doors installed. The compressors were found to use 52 kWh/day. The annual energy use was calculated to be 18,965 kWh. See the document "WG 5431_Lake Zurich Retrofit Report.pdf".

| | |
|--------------------|--------|
| kW Savings | 6.03 |
| Annual Savings kWh | 51,035 |

Customer Legal Entity Name: Walgreen Co.
Site Address: Walgreens Store # 5549
Principal Address: 804 West Market St.

| Project No. | Project Name | Narrative description of your program including, but not limited to, make, model, and year of any installed and replaced equipment: | Description of methodologies, protocols and practices used in measuring and verifying project results | What date would you have replaced your equipment if you had not replaced it early? Also, please explain briefly how you determined this future replacement date. | Please describe the less efficient new equipment that you rejected in favor of the more efficient new equipment. |
|-------------|-----------------------------|--|---|--|--|
| 1 | Refrigerated Case Retrofits | The existing reach-in beverage and frozen food cases were retrofitted to conserve energy in the store; both cases have fluorescent T8 lighting and PSC fan motors. The beverage case has an open front with an air curtain, which maintains a barrier between the refrigerated air in the case and the ambient air in the store. The beverage and frozen food cases were upgraded with new LED lighting and high-efficiency electrically-commutated fan motors. The LED lighting uses less energy than the fluorescent lighting and provides higher light levels on the refrigerated product. The ECM fan motors use less energy than the PSC motors and still provide the required amount of air flow through the case. Doors were installed on the open beverage case to significantly reduce the heat loading on the refrigeration equipment. | Please see the attached calculations "WG 5549_Refrigerated Cases Calculations.pdf". An energy study was conducted on an open beverage case at the Lake Zurich Walgreens location. The purpose of the study was to determine the energy savings from installing doors on an open beverage case. The 20' beverage case in the study is representative of the beverage cases found in all corporate Walgreens locations. See the attached document "WG 5549_Lake Zurich Retrofit Report.pdf" which determines the energy saved from enclosing the open cases with doors. | The existing open refrigerated beverage cases were retrofitted with glass doors. The beverage cases and the frozen food cases were retrofitted with LED lamps and high-efficiency ECM motors | N/A |

Docket No. 13-0208
Site: 804 West Market St.

Exhibit 2

Customer Legal Entity Name: Walgreen Co.
Site Address: Walgreens Store # 5549
Principal Address: 804 West Market St.

| | Unadjusted Usage, kwh (A) | Weather Adjusted Usage, kwh (B) | Weather Adjusted Usage with Energy Efficiency Addbacks, kwh (c) <i>Note 1</i> |
|----------------|------------------------------|------------------------------------|---|
| 2011 | 446,400 | 446,400 | 446,400 |
| Average | 446,400 | 446,400 | 446,400 |

| Project Number | Project Name | In-Service Date | Project Cost \$ | 50% of Project Cost \$ | KWh Saved/Year (D) counting towards utility compliance | KWh Saved/Year (E) eligible for incentive | Utility Peak Demand Reduction Contribution, KW (F) | Prescriptive Rebate Amount (G) \$ | Eligible Rebate Amount (H) \$ <i>Note 2</i> | Commitment Payment \$ |
|----------------|-----------------------------|-----------------|-----------------|------------------------|--|---|--|-----------------------------------|--|-----------------------|
| 1 | Refrigerated Case Retrofits | 09/13/2012 | \$10,129 | \$5,065 | 51,035 | 51,035 | 6 | \$4,083 | \$3,062 | |
| | | | | | - | - | - | | | |
| | | | | | - | - | - | | | |
| | | | | | - | - | - | | | |
| | | | | | - | - | - | | | |
| | | | | | - | - | - | | | |
| | | | | | - | - | - | | | |
| | | | | | - | - | - | | | |
| | | | | | - | - | - | | | |
| | | | | | - | - | - | | | |
| | | | | | - | - | - | | | |
| | | | | | - | - | - | | | |
| | | | | | - | - | - | | | |
| | | | | | - | - | - | | | |
| | | | | | - | - | - | | | |
| | | | | | - | - | - | | | |
| | | | | | - | - | - | | | |
| | | | | | - | - | - | | | |
| | | | | | - | - | - | | | |
| | | | | | - | - | - | | | |
| | | | | | - | - | - | | | |
| | | | | | - | - | - | | | |
| | | | | | - | - | - | | | |
| | | | | | - | - | - | | | |
| | | | | | - | - | - | | | |
| | | | | | - | - | - | | | |
| | | | | | - | - | - | | | |
| | | | | | - | - | - | | | |
| | | | | | - | - | - | | | |
| | | | | | - | - | - | | | |
| | | | | | - | - | - | | | |
| | | | | | - | - | - | | | |
| | | | | | - | - | - | | | |
| | | | | | - | - | - | | | |
| | | | | | - | - | - | | | |
| | | | | | - | - | - | | | |
| | | | | | - | - | - | | | |
| | | | | | - | - | - | | | |
| | | | | | - | - | - | | | |
| | | | | | - | - | - | | | |
| | | | | | - | - | - | | | |
| | | | | | - | - | - | | | |
| | | | | | - | - | - | | | |
| | | | | | - | - | - | | | |
| | | | | | - | - | - | | | |
| | | | | | - | - | - | | | |
| | | | | | - | - | - | | | |
| | | | | | - | - | - | | | |
| | | | | | - | - | - | | | |
| | | | | | - | - | - | | | |
| | | | | | - | - | - | | | |
| | | | | | - | - | - | | | |
| | | | | | - | - | - | | | |
| | | | | | - | - | - | | | |
| | | | | | - | - | - | | | |
| | | | | | - | - | - | | | |
| | | | | | - | - | - | | | |
| | | | | | - | - | - | | | |
| | | | | | - | - | - | | | |
| | | | | | - | - | - | | | |
| | | | | | - | - | - | | | |
| | | | | | - | - | - | | | |
| | | | | | - | - | - | | | |
| | | | | | - | - | - | | | |
| | | | | | - | - | - | | | |
| | | | | | - | - | - | | | |
| | | | | | - | - | - | | | |
| | | | | | - | - | - | | | |
| | | | | | - | - | - | | | |
| | | | | | - | - | - | | | |
| | | | | | - | - | - | | | |
| | | | | | - | - | - | | | |
| | | | | | - | - | - | | | |
| | | | | | - | - | - | | | |
| | | | | | - | - | - | | | |
| | | | | | - | - | - | | | |
| | | | | | - | - | - | | | |
| | | | | | - | - | - | | | |
| | | | | | - | - | - | | | |
| | | | | | - | - | - | | | |
| | | | | | - | - | - | | | |
| | | | | | - | - | - | | | |
| | | | | | - | - | - | | | |
| | | | | | - | - | - | | | |
| | | | | | - | - | - | | | |
| | | | | | - | - | - | | | |
| | | | | | - | - | - | | | |
| | | | | | - | - | - | | | |
| | | | | | - | - | - | | | |
| | | | | | - | - | - | | | |
| | | | | | - | - | - | | | |
| | | | | | - | - | - | | | |
| | | | | | - | - | - | | | |
| | | | | | - | - | - | | | |
| | | | | | - | - | - | | | |
| | | | | | - | - | - | | | |
| | | | | | - | - | - | | | |
| | | | | | - | - | - | | | |
| | | | | | - | - | - | | | |
| | | | | | - | - | - | | | |
| | | | | | - | - | - | | | |
| | | | | | - | - | - | | | |
| | | | | | - | - | - | | | |
| | | | | | - | - | - | | | |
| | | | | | - | - | - | | | |
| | | | | | - | - | - | | | |
| | | | | | - | - | - | | | |
| </ | | | | | | | | | | |

Docket No. 13-0208
Site: 804 West Market St.

Notes

(1) Customer's usage is adjusted to account for the effects of the energy efficiency programs included in this application. When applicable, such adjustments are prorated to the in-service date to account for partial year savings.

(2) The eligible rebate amount is based upon 75% of the rebates offered by the FirstEnergy Commercial and Industrial Energy Efficiency programs or 75% of \$0.08/kWh for custom programs for all energy savings eligible for a cash rebate as defined in the PUCO order in Case NO.10-834-EL-EEC dated 9/15/2010, not to exceed the lesser of 50% of the project cost or \$250,000 per project. The rebate also cannot exceed \$500,000 per customer per year, per utility service territory.

Exhibit 3 Utility Cost Test

UCT = Utility Avoided Costs / Utility Costs

| Project | Total Annual Savings, MWh (A) | Utility Avoided Cost \$/MWh (B) | Utility Avoided Cost \$ (C) | Utility Cost \$ (D) | Cash Rebate \$ (E) | Administrator Variable Fee \$ (F) | Total Utility Cost \$ (G) | UCT (H) |
|--------------|----------------------------------|------------------------------------|--------------------------------|------------------------|-----------------------|--------------------------------------|------------------------------|------------|
| 1 | 51 | \$ 308 | \$ 15,733 | \$ 4,050 | \$3,062 | \$510 | \$ 7,623 | 2.1 |
| Total | 51 | \$ 308 | 15,733 | 4,050 | \$3,062 | \$510 | 7,623 | 2.1 |

Notes

- (A) From Exhibit 2, = kWh saved / 1000
- (B) This value represents avoided energy costs (wholesale energy prices) from the Department of Energy, Energy Information Administration's 2009 Annual Energy Outlook (AEO) low oil prices case. The AEO represents a national average energy price, so for a better representation of the energy price that Ohio customers would see, a Cinergy Hub equivalent price was derived by applying a ratio based on three years of historic national average and Cinergy Hub prices. This value is consistent with avoided cost assumptions used in EE&PDR Program Portfolio and Initial Benchmark Report, filed Dec 15, 2009 (See Section 8.1, paragraph a).
- (C) = (A) * (B)
- (D) Represents the utility's costs incurred for self-directed mercantile applications for applications filed and applications in progress. Includes incremental costs of legal fees, fixed administrative expenses, etc.
- (E) This is the amount of the cash rebate paid to the customer for this project.
- (F) Based on approximate Administrator's variable compensation for purposes of calculating the UCT, actual compensation may be less.
- (G) = (D) + (E) + (F)
- (H) = (C) / (G)

Walgreen Co. ~ Walgreens Store # 5549
Docket No. 13-0208

Site: 804 West Market St.



Ohio Edison • The Illuminating Company • Toledo Edison

Mercantile Customer Program - Custom Project Rebate Calculator

| | |
|---------------------------------|---|
| Project Name and Number: | Project 1 - Refrigerated Case Retrofits |
| Site Name: | Walgreens Store #5138 |
| Completed by (Name): | Anthony International |
| Date completed: | 9/13/2012 |

| Energy Conservation Measure | Annual Energy Savings kWh | Eligible Prescriptive Rebate Amount kWh * \$0.08 |
|---|---------------------------|--|
| Refrigerated Case Retrofits | 51,035 | 4082.80 |
| | | |
| | | |
| | | |
| | | |
| | | |
| | | |
| | | |
| | | |
| | | |
| | | |
| | | |
| Total Project Energy Savings kWh | 51,035 | |
| Total Custom Prescriptive Rebate Amount \$ | | \$ 4,082.80 |

Notes about this rebate calculation:

The existing refrigerated cases were retrofitted to reduce energy use in the store. The beverage cases were upgraded with LED lighting, ECM fans, and were closed in with new doors. The frozen food cases were upgraded with new solid state LED lighting. Please see the attached energy calculations "WG 5549_Refrigerated Cases Calculations.pdf".



REFINE BY SERVICE

Walgreens

3390 ELM RD NE

Warren OH 44483

330-372-4622

Store #: 9077

Southeast corner of Elm Rd & N River Rd

[Back to Results](#) | [Other Nearby Stores](#) | [Directions](#)

Shop | Photo

Mon - Fri 8AM - 10PM**Sat** 8AM - 10PM**Sun** 8AM - 10PM

Pharmacy

Mon - Fri 9AM - 9PM**Sat** 9AM - 6PM**Sun** 10AM - 6PM

Holiday hours may differ from our regular store hours.

Services

Shop

- Redbox DVD rental
- Online Ordering
- Propane Gas Exchange
- View Weekly Ad
- Print Store Coupons

Pharmacy

- Order Prescriptions
- Drive-Thru pharmacy
- Immunizations⁴
- Pharmacy Staff at this location

Photo

- Photo Same Day Pickup
- Make Photo Prints
- Create Photo Cards
- Create Photo Gifts
- Printer Cartridge Refills
- Film Roll Processing



Meet Store
Pharmacy
Team

Vaccinations

[Walk in any time or](#)
[Schedule an appointment online](#)

¹ This service is not available in all areas. Selecting more than one service may limit your results. Health tests include full cholesterol panel, total cholesterol and HDL, blood glucose, A1C and body composition.

² Call 1-866-WAG-YESS (1-866-924-9377) for more information.

³ Walgreens Home Health Care provides an expanded selection of products that includes: Lift Chairs, Scooters, Ostomy, Mastectomy and Diabetic Footwear to name a few. We have dedicated

20' Medium Temperature Reach-in Beverage Case - Existing

| | | | | | | |
|--|-----------------|---------------|------------------|----------|------------|---|
| Lighting | Watts | Qty | Total Watts | Total kW | Annual kWh | |
| GE (1) 58 watt 60" T8 fluorescent w/electronic ballast | 59 | 10 | 590 | 0.59 | 3,007 | Cut Sheet 1 |
| Fan Motors (operate 8760 hrs/yr) | Watts/motor | Qty | Total Watts | Total kW | Annual kWh | |
| Fasco 208V 1/20hp PSC fan motor | 106.1 | 8 | 849 | 0.85 | 7,435 | Cut Sheet 2 |
| Air Curtain (open reach-in case without doors)* | Comp. 1 & 2 kWh | Period (days) | kWh/day | Total kW | Annual kWh | |
| | 5161 | 32 | 161 | 6.72 | 58,765 | See "WG 5549_Lake Zurich Retrofit Report.pdf" |
| 12' Frozen Food Case - Existing | | | | | | |
| Lighting | Watts | Qty | Total Watts | Total kW | Annual kWh | |
| GE (1) 58 watt 60" T8 fluorescent w/electronic ballast | 59 | 8 | 472 | 0.47 | 2,405 | Cut Sheet 3 |
| Fan Motors (operate 8760 hrs/yr) | Watts/motor | Qty | Total Watts | Total kW | Annual kWh | |
| Fasco 208V 1/20hp PSC fan motor | 106.1 | 7 | 743 | 0.74 | 6,506 | Cut Sheet 2 |
| | | | Total kW | 9.37 | | |
| | | | Total Annual kWh | 78,118 | | |

20' Medium Temperature Beverage Case - Retrofitted

| | | | | | | | | | |
|---|-----------------|---------------|-------------|------|--------------------------------|----------------------------------|------------------|------------|---|
| Lighting | Watts/strip | Qty | Total Watts | kW | Interactive Factor kW (29%) | Interactive Savings kWh (29%) | Total kW | Annual kWh | |
| Optimax 72" LED strip, center - 28 watts | 28 | 10 | 280 | 0.28 | 0.08 | 414 | 0.36 | 1,841 | Cut Sheet 4 |
| Fan Motors (operate 8760 hrs/yr) | Watts | Qty | Total Watts | kW | | | Total kW | Annual kWh | |
| Morrill Motors - Arktic.59 1/20hp | 38 | 8 | 304 | 0.30 | | | 0.30 | 2,663 | Cut Sheet 6 |
| Air Curtain (open reach-in case retrofitted with doors)** | Comp. 1 & 2 kWh | Period (days) | kWh/day | kW | | | Total kW | Annual kWh | |
| | 1299 | 25 | 52 | 2.17 | | | 2.17 | 18,965 | See "WG 5549_Lake Zurich Retrofit Report.pdf" |
| 12' Frozen Food Case - Retrofitted | | | | | | | | | |
| Lighting | Watts/lamp | Qty | Total Watts | kW | Interactive Factor kW (50%) | Interactive Factor kWh (50%) | Total kW | Annual kWh | |
| Optimax 72" LED strip, center - 28 watts | 28 | 4 | 112 | 0.11 | 0.06 | 285 | 0.17 | 856 | Cut Sheet 4 |
| Optimax 72" LED strip, ends - 14 watts | 14 | 4 | 56 | 0.06 | 0.03 | 143 | 0.08 | 428 | Cut Sheet 5 |
| Fan Motors (operate 8760 hrs/yr) | Watts | Qty | Total Watts | kW | | | Total kW | Annual kWh | |
| Morrill Motors - Arktic.59 1/20hp | 38 | 7 | 266 | 0.27 | | | 0.27 | 2,330 | Cut Sheet 6 |
| | | | | | | | Total kW | 3.35 | |
| | | | | | | | Total Annual kWh | 27,083 | |

* Compressor energy use was monitored for 32 days on the beverage case without doors. The compressors were found to use 161 kWh/day. The annual energy use was calculated to be 58,765k Wh. See the document "WG 5549_Lake Zurich Retrofit Report.pdf".

** Compressor energy use was monitored for 28 days on the beverage case with new doors installed. The compressors were found to use 52 kWh/day. The annual energy use was calculated to be 18,965 kWh. See the document "WG 5549_Lake Zurich Retrofit Report.pdf".

Customer Legal Entity Name: Walgreen Co.
Site Address: Walgreens Store # 5639
Principal Address: 320 S. Water St.

| Project No. | Project Name | Narrative description of your program including, but not limited to, make, model, and year of any installed and replaced equipment: | Description of methodologies, protocols and practices used in measuring and verifying project results | What date would you have replaced your equipment if you had not replaced it early? Also, please explain briefly how you determined this future replacement date. | Please describe the less efficient new equipment that you rejected in favor of the more efficient new equipment. |
|-------------|-----------------------------|--|---|---|--|
| 1 | Refrigerated Case Retrofits | The existing reach-in beverage and frozen food cases were retrofitted to conserve energy in the store; both cases have fluorescent T8 lighting and PSC fan motors. The beverage case has an open front with an air curtain, which maintains a barrier between the refrigerated air in the case and the ambient air in the store. The beverage and frozen food cases were upgraded with new LED lighting and high-efficiency electrically-commutated fan motors. The LED lighting uses less energy than the fluorescent lighting and provides higher light levels on the refrigerated product. The ECM fan motors use less energy than the PSC motors and still provide the required amount of air flow through the case. Doors were installed on the open beverage case to significantly reduce the heat loading on the refrigeration equipment. | Please see the attached calculations "WG 5639_Refrigerated Cases Calculations.pdf". An energy study was conducted on an open beverage case at the Lake Zurich Walgreens location. The purpose of the study was to determine the energy savings from installing doors on an open beverage case. The 20' beverage case in the study is representative of the beverage cases found in all corporate Walgreens locations. See the attached document "WG 5639_Lake Zurich Retrofit Report.pdf" which determines the energy saved from enclosing the open cases with doors. | 2 to 3 years. The decision to retrofit the refrigerated cases was made to reduce energy use, increase light levels on the product, and to reduce maintenance costs. | N/A |

Docket No. 13-0208
Site: 320 S. Water St.

Exhibit 2

Customer Legal Entity Name: Walgreen Co.
Site Address: Walgreens Store # 5639
Principal Address: 320 S. Water St.

| | Unadjusted Usage, kwh (A) | Weather Adjusted Usage, kwh (B) | Weather Adjusted Usage with Energy Efficiency Addbacks, kwh (c) <i>Note 1</i> |
|----------------|------------------------------|------------------------------------|---|
| 2011 | 375,960 | 375,960 | 375,960 |
| Average | 375,960 | 375,960 | 375,960 |

| Project Number | Project Name | In-Service Date | Project Cost \$ | 50% of Project Cost \$ | KWh Saved/Year (D) counting towards utility compliance | KWh Saved/Year (E) eligible for incentive | Utility Peak Demand Reduction Contribution, KW (F) | Prescriptive Rebate Amount (G) \$ | Eligible Rebate Amount (H) <div>\$ Note 2</div> | Commitment Payment \$ |
|----------------|-----------------------------|-----------------|-----------------|------------------------|--|---|--|--------------------------------------|---|--------------------------|
| 1 | Refrigerated Case Retrofits | 09/17/2012 | \$10,129 | \$5,065 | 51,782 | 51,782 | 6 | \$4,143 | \$3,107 | |
| | | | | | - | - | - | | | |
| | | | | | - | - | - | | | |
| | | | | | - | - | - | | | |
| | | | | | - | - | - | | | |
| | | | | | - | - | - | | | |
| | Total | | \$10,129 | | 51,782 | 51,782 | 6 | \$4,143 | \$3,107 | \$0 |

Docket No. 13-0208
Site: 320 S. Water St.

Notes

(1) Customer's usage is adjusted to account for the effects of the energy efficiency programs included in this application. When applicable, such adjustments are prorated to the in-service date to account for partial year savings.

(2) The eligible rebate amount is based upon 75% of the rebates offered by the FirstEnergy Commercial and Industrial Energy Efficiency programs or 75% of \$0.08/kWh for custom programs for all energy savings eligible for a cash rebate as defined in the PUCO order in Case NO.10-834-EL-EEC dated 9/15/2010, not to exceed the lesser of 50% of the project cost or \$250,000 per project. The rebate also cannot exceed \$500,000 per customer per year, per utility service territory.

Exhibit 3 Utility Cost Test

UCT = Utility Avoided Costs / Utility Costs

| Project | Total Annual Savings, MWh (A) | Utility Avoided Cost \$/MWh (B) | Utility Avoided Cost \$ (C) | Utility Cost \$ (D) | Cash Rebate \$ (E) | Administrator Variable Fee \$ (F) | Total Utility Cost \$ (G) | UCT (H) |
|--------------|----------------------------------|------------------------------------|--------------------------------|------------------------|-----------------------|--------------------------------------|------------------------------|------------|
| 1 | 52 | \$ 308 | \$ 15,963 | \$ 4,050 | \$3,107 | \$518 | \$ 7,675 | 2.1 |
| Total | 52 | \$ 308 | 15,963 | 4,050 | \$3,107 | \$518 | 7,675 | 2.1 |

Notes

- (A) From Exhibit 2, = kWh saved / 1000
- (B) This value represents avoided energy costs (wholesale energy prices) from the Department of Energy, Energy Information Administration's 2009 Annual Energy Outlook (AEO) low oil prices case. The AEO represents a national average energy price, so for a better representation of the energy price that Ohio customers would see, a Cinergy Hub equivalent price was derived by applying a ratio based on three years of historic national average and Cinergy Hub prices. This value is consistent with avoided cost assumptions used in EE&PDR Program Portfolio and Initial Benchmark Report, filed Dec 15, 2009 (See Section 8.1, paragraph a).
- (C) = (A) * (B)
- (D) Represents the utility's costs incurred for self-directed mercantile applications for applications filed and applications in progress. Includes incremental costs of legal fees, fixed administrative expenses, etc.
- (E) This is the amount of the cash rebate paid to the customer for this project.
- (F) Based on approximate Administrator's variable compensation for purposes of calculating the UCT, actual compensation may be less.
- (G) = (D) + (E) + (F)
- (H) = (C) / (G)

Walgreen Co. ~ Walgreens Store # 5639
Docket No. 13-0208

Site: 320 S. Water St.



Ohio Edison • The Illuminating Company • Toledo Edison

Mercantile Customer Program - Custom Project Rebate Calculator

| | |
|---------------------------------|---|
| Project Name and Number: | Project 1 - Refrigerated Case Retrofits |
| Site Name: | Walgreens Store #5639 |
| Completed by (Name): | Anthony International |
| Date completed: | 9/17/2012 |

| Energy Conservation Measure | Annual Energy Savings kWh | Eligible Prescriptive Rebate Amount kWh * \$0.08 |
|---|---------------------------|--|
| Refrigerated Case Retrofits | 51,782 | 4142.56 |
| | | |
| | | |
| | | |
| | | |
| | | |
| | | |
| | | |
| | | |
| | | |
| | | |
| | | |
| Total Project Energy Savings kWh | 51,782 | |
| Total Custom Prescriptive Rebate Amount \$ | \$ | 4,142.56 |

Notes about this rebate calculation:

The existing refrigerated cases were retrofitted to reduce energy use in the store. The beverage cases were upgraded with LED lighting, ECM fans, and were closed in with new doors. The frozen food cases were upgraded with new solid state LED lighting. Please see the attached energy calculations "WG 5639_Refrigerated Cases Calculations.pdf".



REFINE BY SERVICE

Walgreens

320 S WATER ST

Kent OH 44240

330-677-5650

Store #: 5639

Northwest corner of Water Street (S H 43) & Summit Street

[Back to Results](#) | [Other Nearby Stores](#) | [Directions](#)

Shop | Photo

Mon - Fri 8AM - 12AM**Sat** 8AM - 12AM**Sun** 8AM - 12AM

Pharmacy

Mon - Fri 8AM - 10PM**Sat** 9AM - 6PM**Sun** 10AM - 6PM

Holiday hours may differ from our regular store hours.

Services

Shop

- Redbox DVD rental
- Online Ordering
- Propane Gas Exchange
- View Weekly Ad
- Print Store Coupons

Pharmacy

- Order Prescriptions
- Drive-Thru pharmacy
- Immunizations⁴
- Pharmacy Staff at this location

Photo

- Photo Same Day Pickup
- Make Photo Prints
- Create Photo Cards
- Create Photo Gifts
- Printer Cartridge Refills
- Film Roll Processing



Meet Store
Pharmacy
Team

Vaccinations

[Walk in any time or](#)
[Schedule an appointment online](#)

¹ This service is not available in all areas. Selecting more than one service may limit your results. Health tests include full cholesterol panel, total cholesterol and HDL, blood glucose, A1C and body composition.

² Call 1-866-WAG-YESS (1-866-924-9377) for more information.

³ Walgreens Home Health Care provides an expanded selection of products that includes: Lift Chairs, Scooters, Ostomy, Mastectomy and Diabetic Footwear to name a few. We have dedicated

20' Medium Temperature Reach-in Beverage Case - Existing

| | | | | | | |
|--|-----------------|---------------|------------------|----------|------------|---|
| Lighting | Watts | Qty | Total Watts | Total kW | Annual kWh | |
| GE (1) 58 watt 60" T8 fluorescent w/electronic ballast | 59 | 10 | 590 | 0.59 | 3,436 | Cut Sheet 1 |
| Fan Motors (operate 8760 hrs/yr) | Watts/motor | Qty | Total Watts | Total kW | Annual kWh | |
| Fasco 208V 1/20hp PSC fan motor | 106.1 | 8 | 849 | 0.85 | 7,435 | Cut Sheet 2 |
| Air Curtain (open reach-in case without doors)* | Comp. 1 & 2 kWh | Period (days) | kWh/day | Total kW | Annual kWh | |
| | 5161 | 32 | 161 | 6.72 | 58,765 | See "WG 5639_Lake Zurich Retrofit Report.pdf" |
| 12' Frozen Food Case - Existing | | | | | | |
| Lighting | Watts | Qty | Total Watts | Total kW | Annual kWh | |
| GE (1) 58 watt 60" T8 fluorescent w/electronic ballast | 59 | 8 | 472 | 0.47 | 2,749 | Cut Sheet 3 |
| Fan Motors (operate 8760 hrs/yr) | Watts/motor | Qty | Total Watts | Total kW | Annual kWh | |
| Fasco 208V 1/20hp PSC fan motor | 106.1 | 7 | 743 | 0.74 | 6,506 | Cut Sheet 2 |
| | | | Total kW | 9.37 | | |
| | | | Total Annual kWh | 78,892 | | |

20' Medium Temperature Beverage Case - Retrofitted

| | | | | | | | | | |
|---|-----------------|---------------|-------------|------|--------------------------------|----------------------------------|------------------|------------|---|
| Lighting | Watts/strip | Qty | Total Watts | kW | Interactive Factor kW (29%) | Interactive Savings kWh (29%) | Total kW | Annual kWh | |
| Optimax 72" LED strip, center - 28 watts | 28 | 8 | 224 | 0.22 | 0.06 | 378 | 0.29 | 1,683 | Cut Sheet 4 |
| Fan Motors (operate 8760 hrs/yr) | Watts | Qty | Total Watts | kW | | | Total kW | Annual kWh | |
| Morrill Motors - Arktic.59 1/20hp | 38 | 8 | 304 | 0.30 | | | 0.30 | 2,663 | Cut Sheet 6 |
| Air Curtain (open reach-in case retrofitted with doors)** | Comp. 1 & 2 kWh | Period (days) | kWh/day | kW | | | Total kW | Annual kWh | |
| | 1299 | 25 | 52 | 2.17 | | | 2.17 | 18,965 | See "WG 5639_Lake Zurich Retrofit Report.pdf" |
| 12' Frozen Food Case - Retrofitted | | | | | | | | | |
| Lighting | Watts/lamp | Qty | Total Watts | kW | Interactive Factor kW (50%) | Interactive Factor kWh (50%) | Total kW | Annual kWh | |
| Optimax 72" LED strip, center - 28 watts | 28 | 4 | 112 | 0.11 | 0.06 | 326 | 0.17 | 978 | Cut Sheet 4 |
| Optimax 72" LED strip, ends - 14 watts | 14 | 4 | 56 | 0.06 | 0.03 | 163 | 0.08 | 489 | Cut Sheet 5 |
| Fan Motors (operate 8760 hrs/yr) | Watts | Qty | Total Watts | kW | | | Total kW | Annual kWh | |
| Morrill Motors - Arktic.59 1/20hp | 38 | 7 | 266 | 0.27 | | | 0.27 | 2,330 | Cut Sheet 6 |
| | | | | | | | Total kW | 3.28 | |
| | | | | | | | Total Annual kWh | 27,109 | |

* Compressor energy use was monitored for 32 days on the beverage case without doors. The compressors were found to use 161 kWh/day. The annual energy use was calculated to be 58,765k Wh. See the document "WG 5639_Lake Zurich Retrofit Report.pdf".

** Compressor energy use was monitored for 28 days on the beverage case with new doors installed. The compressors were found to use 52 kWh/day. The annual energy use was calculated to be 18,965 kWh. See the document "WG 5639_Lake Zurich Retrofit Report.pdf".

Customer Legal Entity Name: Walgreen Co.
Site Address: Walgreens Store # 5904
Principal Address: 830 Brittain Rd

| Project No. | Project Name | Narrative description of your program including, but not limited to, make, model, and year of any installed and replaced equipment: | Description of methodologies, protocols and practices used in measuring and verifying project results | What date would you have replaced your equipment if you had not replaced it early? Also, please explain briefly how you determined this future replacement date. | Please describe the less efficient new equipment that you rejected in favor of the more efficient new equipment. |
|-------------|------------------------------|--|---|---|--|
| 1 | Refrigerated Cases Rterofits | The existing reach-in beverage and frozen food cases were retrofitted to conserve energy in the store; both cases have fluorescent T8 lighting and PSC fan motors. The beverage case has an open front with an air curtain, which maintains a barrier between the refrigerated air in the case and the ambient air in the store. The beverage and frozen food cases were upgraded with new LED lighting and high-efficiency electrically-commutated fan motors. The LED lighting uses less energy than the fluorescent lighting and provides higher light levels on the refrigerated product. The ECM fan motors use less energy than the PSC motors and still provide the required amount of air flow through the case. Doors were installed on the open beverage case to significantly reduce the heat loading on the refrigeration equipment. | Please see the attached calculations "WG 5904_Refrigerated Cases Calculations.pdf". An energy study was conducted on an open beverage case at the Lake Zurich Walgreens location. The purpose of the study was to determine the energy savings from installing doors on an open beverage case. The 20' beverage case in the study is representative of the beverage cases found in all corporate Walgreens locations. See the attached document "WG 5904_Lake Zurich Retrofit Report.pdf" which determines the energy saved from enclosing the open cases with doors. | 2 to 3 years. The decision to retrofit the refrigerated cases was made to reduce energy use, increase light levels on the product, and to reduce maintenance costs. | N/A |

Docket No. 13-0208
Site: 830 Brittain Rd

Exhibit 2

Customer Legal Entity Name: Walgreen Co.
Site Address: Walgreens Store # 5904
Principal Address: 830 Brittain Rd

| | Unadjusted Usage, kwh (A) | Weather Adjusted Usage, kwh (B) | Weather Adjusted Usage with Energy Efficiency Addbacks, kwh (c) <i>Note 1</i> |
|----------------|------------------------------|------------------------------------|---|
| 2011 | 344,160 | 344,160 | 344,160 |
| Average | 344,160 | 344,160 | 344,160 |

| Project Number | Project Name | In-Service Date | Project Cost \$ | 50% of Project Cost \$ | KWh Saved/Year (D) counting towards utility compliance | KWh Saved/Year (E) eligible for incentive | Utility Peak Demand Reduction Contribution, KW (F) | Prescriptive Rebate Amount (G) \$ | Eligible Rebate Amount (H) \$ <i>Note 2</i> | Commitment Payment \$ |
|----------------|------------------------------|-----------------|-----------------|------------------------|--|---|--|-----------------------------------|--|-----------------------|
| 1 | Refrigerated Cases Rterofits | 09/17/2012 | \$10,129 | \$5,065 | 51,035 | 51,035 | 6 | \$4,083 | \$3,062 | |
| | | | | | - | - | - | | | |
| | | | | | - | - | - | | | |
| | | | | | - | - | - | | | |
| | | | | | - | - | - | | | |
| | | | | | - | - | - | | | |
| | | | | | - | - | - | | | |
| | | | | | - | - | - | | | |
| | | | | | - | - | - | | | |
| | | | | | - | - | - | | | |
| | | | | | - | - | - | | | |
| | | | | | - | - | - | | | |
| | | | | | - | - | - | | | |
| | | | | | - | - | - | | | |
| | | | | | - | - | - | | | |
| | | | | | - | - | - | | | |
| | | | | | - | - | - | | | |
| | | | | | - | - | - | | | |
| | | | | | - | - | - | | | |
| | | | | | - | - | - | | | |
| | | | | | - | - | - | | | |
| | | | | | - | - | - | | | |
| | | | | | - | - | - | | | |
| | | | | | - | - | - | | | |
| | | | | | - | - | - | | | |
| | | | | | - | - | - | | | |
| | | | | | - | - | - | | | |
| | | | | | - | - | - | | | |
| | | | | | - | - | - | | | |
| | | | | | - | - | - | | | |
| | | | | | - | - | - | | | |
| | | | | | - | - | - | | | |
| | | | | | - | - | - | | | |
| | | | | | - | - | - | | | |
| | | | | | - | - | - | | | |
| | | | | | - | - | - | | | |
| | | | | | - | - | - | | | |
| | | | | | - | - | - | | | |
| | | | | | - | - | - | | | |
| | | | | | - | - | - | | | |
| | | | | | - | - | - | | | |
| | | | | | - | - | - | | | |
| | | | | | - | - | - | | | |
| | | | | | - | - | - | | | |
| | | | | | - | - | - | | | |
| | | | | | - | - | - | | | |
| | | | | | - | - | - | | | |
| | | | | | - | - | - | | | |
| | | | | | - | - | - | | | |
| | | | | | - | - | - | | | |
| | | | | | - | - | - | | | |
| | | | | | - | - | - | | | |
| | | | | | - | - | - | | | |
| | | | | | - | - | - | | | |
| | | | | | - | - | - | | | |
| | | | | | - | - | - | | | |
| | | | | | - | - | - | | | |
| | | | | | - | - | - | | | |
| | | | | | - | - | - | | | |
| | | | | | - | - | - | | | |
| | | | | | - | - | - | | | |
| | | | | | - | - | - | | | |
| | | | | | - | - | - | | | |
| | | | | | - | - | - | | | |
| | | | | | - | - | - | | | |
| | | | | | - | - | - | | | |
| | | | | | - | - | - | | | |
| | | | | | - | - | - | | | |
| | | | | | - | - | - | | | |
| | | | | | - | - | - | | | |
| | | | | | - | - | - | | | |
| | | | | | - | - | - | | | |
| | | | | | - | - | - | | | |
| | | | | | - | - | - | | | |
| | | | | | - | - | - | | | |
| | | | | | - | - | - | | | |
| | | | | | - | - | - | | | |
| | | | | | - | - | - | | | |
| | | | | | - | - | - | | | |
| | | | | | - | - | - | | | |
| | | | | | - | - | - | | | |
| | | | | | - | - | - | | | |
| | | | | | - | - | - | | | |
| | | | | | - | - | - | | | |
| | | | | | - | - | - | | | |
| | | | | | - | - | - | | | |
| | | | | | - | - | - | | | |
| | | | | | - | - | - | | | |
| | | | | | - | - | - | | | |
| | | | | | - | - | - | | | |
| | | | | | - | - | - | | | |
| | | | | | - | - | - | | | |
| | | | | | - | - | - | | | |
| | | | | | - | - | - | | | |
| | | | | | - | - | - | | | |
| | | | | | - | - | - | | | |
| | | | | | - | - | - | | | |
| | | | | | - | - | - | | | |
| | | | | | - | - | - | | | |
| | | | | | - | - | - | | | |
| | | | | | - | - | - | | | |
| | | | | | - | - | - | | | |
| | | | | | - | - | - | | | |
| | | | | | - | - | - | | | |
| | | | | | - | - | - | | | |
| | | | | | - | - | - | | | |
| | | | | | - | - | - | | | |

Docket No. 13-0208
Site: 830 Brittain Rd

Notes

(1) Customer's usage is adjusted to account for the effects of the energy efficiency programs included in this application. When applicable, such adjustments are prorated to the in-service date to account for partial year savings.

(2) The eligible rebate amount is based upon 75% of the rebates offered by the FirstEnergy Commercial and Industrial Energy Efficiency programs or 75% of \$0.08/kWh for custom programs for all energy savings eligible for a cash rebate as defined in the PUCO order in Case NO.10-834-EL-EEC dated 9/15/2010, not to exceed the lesser of 50% of the project cost or \$250,000 per project. The rebate also cannot exceed \$500,000 per customer per year, per utility service territory.

Exhibit 3 Utility Cost Test

UCT = Utility Avoided Costs / Utility Costs

| Project | Total Annual Savings, MWh (A) | Utility Avoided Cost \$/MWh (B) | Utility Avoided Cost \$ (C) | Utility Cost \$ (D) | Cash Rebate \$ (E) | Administrator Variable Fee \$ (F) | Total Utility Cost \$ (G) | UCT (H) |
|--------------|----------------------------------|------------------------------------|--------------------------------|------------------------|-----------------------|--------------------------------------|------------------------------|------------|
| 1 | 51 | \$ 308 | \$ 15,733 | \$ 4,050 | \$3,062 | \$510 | \$ 7,623 | 2.1 |
| Total | 51 | \$ 308 | 15,733 | 4,050 | \$3,062 | \$510 | 7,623 | 2.1 |

Notes

- (A) From Exhibit 2, = kWh saved / 1000
- (B) This value represents avoided energy costs (wholesale energy prices) from the Department of Energy, Energy Information Administration's 2009 Annual Energy Outlook (AEO) low oil prices case. The AEO represents a national average energy price, so for a better representation of the energy price that Ohio customers would see, a Cinergy Hub equivalent price was derived by applying a ratio based on three years of historic national average and Cinergy Hub prices. This value is consistent with avoided cost assumptions used in EE&PDR Program Portfolio and Initial Benchmark Report, filed Dec 15, 2009 (See Section 8.1, paragraph a).
- (C) = (A) * (B)
- (D) Represents the utility's costs incurred for self-directed mercantile applications for applications filed and applications in progress. Includes incremental costs of legal fees, fixed administrative expenses, etc.
- (E) This is the amount of the cash rebate paid to the customer for this project.
- (F) Based on approximate Administrator's variable compensation for purposes of calculating the UCT, actual compensation may be less.
- (G) = (D) + (E) + (F)
- (H) = (C) / (G)

Walgreen Co. ~ Walgreens Store # 5904
Docket No. 13-0208

Site: 830 Brittain Rd



Ohio Edison • The Illuminating Company • Toledo Edison

Mercantile Customer Program - Custom Project Rebate Calculator

| | |
|---------------------------------|---|
| Project Name and Number: | Project 1 - Refrigerated Case Retrofits |
| Site Name: | Walgreens Store #5904 |
| Completed by (Name): | Anthony International |
| Date completed: | 9/17/2012 |

| Energy Conservation Measure | Annual Energy Savings kWh | Eligible Prescriptive Rebate Amount kWh * \$0.08 |
|---|---------------------------|--|
| Refrigerated Case Retrofits | 51,035 | 4082.80 |
| | | |
| | | |
| | | |
| | | |
| | | |
| | | |
| | | |
| | | |
| | | |
| | | |
| | | |
| | | |
| Total Project Energy Savings kWh | 51,035 | |
| Total Custom Prescriptive Rebate Amount \$ | | \$ 4,082.80 |

Notes about this rebate calculation:

The existing refrigerated cases were retrofitted to reduce energy use in the store. The beverage cases were upgraded with LED lighting, ECM fans, and were closed in with new doors. The frozen food cases were upgraded with new solid state LED lighting. Please see the attached energy calculations "WG 5904_Refrigerated Cases Calculations.pdf".



REFINE BY SERVICE

Walgreens

830 BRITTAIN RD

Akron OH 44305

330-784-3907

Store #: 5904

Northwest corner OF BRITTAIN ROAD & EASTWOOD AVENUE

[Back to Results](#) | [Other Nearby Stores](#) | [Directions](#)

Shop | Photo

Mon - Fri 8AM - 10PM**Sat** 8AM - 10PM**Sun** 8AM - 10PM

Pharmacy

Mon - Fri 9AM - 9PM**Sat** 9AM - 6PM**Sun** 10AM - 6PM

Holiday hours may differ from our regular store hours.

Services

Shop

- Online Ordering
- Propane Gas Exchange
- View Weekly Ad
- Print Store Coupons

Pharmacy

- Order Prescriptions
- Drive-Thru pharmacy
- Immunizations⁴
- Pharmacy Staff at this location

Photo

- Photo Same Day Pickup
- Make Photo Prints
- Create Photo Cards
- Create Photo Gifts



Meet Store
Pharmacy
Team

Vaccinations

[Walk in any time or](#)
[Schedule an appointment online](#)

¹ This service is not available in all areas. Selecting more than one service may limit your results. Health tests include full cholesterol panel, total cholesterol and HDL, blood glucose, A1C and body composition.

² Call 1-866-WAG-YESS (1-866-924-9377) for more information.

³ Walgreens Home Health Care provides an expanded selection of products that includes: Lift Chairs, Scooters, Ostomy, Mastectomy and Diabetic Footwear to name a few. We have dedicated

20' Medium Temperature Reach-in Beverage Case - Existing

| | | | | | | |
|--|-----------------|---------------|------------------|----------|------------|---|
| Lighting | Watts | Qty | Total Watts | Total kW | Annual kWh | |
| GE (1) 58 watt 60" T8 fluorescent w/electronic ballast | 59 | 10 | 590 | 0.59 | 3,007 | Cut Sheet 1 |
| Fan Motors (operate 8760 hrs/yr) | Watts/motor | Qty | Total Watts | Total kW | Annual kWh | |
| Fasco 208V 1/20hp PSC fan motor | 106.1 | 8 | 849 | 0.85 | 7,435 | Cut Sheet 2 |
| Air Curtain (open reach-in case without doors)* | Comp. 1 & 2 kWh | Period (days) | kWh/day | Total kW | Annual kWh | |
| | 5161 | 32 | 161 | 6.72 | 58,765 | See "WG 5904_Lake Zurich Retrofit Report.pdf" |
| 12' Frozen Food Case - Existing | | | | | | |
| Lighting | Watts | Qty | Total Watts | Total kW | Annual kWh | |
| GE (1) 58 watt 60" T8 fluorescent w/electronic ballast | 59 | 8 | 472 | 0.47 | 2,405 | Cut Sheet 3 |
| Fan Motors (operate 8760 hrs/yr) | Watts/motor | Qty | Total Watts | Total kW | Annual kWh | |
| Fasco 208V 1/20hp PSC fan motor | 106.1 | 7 | 743 | 0.74 | 6,506 | Cut Sheet 2 |
| | | | Total kW | 9.37 | | |
| | | | Total Annual kWh | 78,118 | | |

20' Medium Temperature Beverage Case - Retrofitted

| | | | | | | | | | |
|---|-----------------|---------------|-------------|------|--------------------------------|----------------------------------|------------------|------------|---|
| Lighting | Watts/strip | Qty | Total Watts | kW | Interactive Factor kW (29%) | Interactive Savings kWh (29%) | Total kW | Annual kWh | |
| Optimax 72" LED strip, center - 28 watts | 28 | 10 | 280 | 0.28 | 0.08 | 414 | 0.36 | 1,841 | Cut Sheet 4 |
| Fan Motors (operate 8760 hrs/yr) | Watts | Qty | Total Watts | kW | | | Total kW | Annual kWh | |
| Morrill Motors - Arktic.59 1/20hp | 38 | 8 | 304 | 0.30 | | | 0.30 | 2,663 | Cut Sheet 6 |
| Air Curtain (open reach-in case retrofitted with doors)** | Comp. 1 & 2 kWh | Period (days) | kWh/day | kW | | | Total kW | Annual kWh | |
| | 1299 | 25 | 52 | 2.17 | | | 2.17 | 18,965 | See "WG 5904_Lake Zurich Retrofit Report.pdf" |
| 12' Frozen Food Case - Retrofitted | | | | | | | | | |
| Lighting | Watts/lamp | Qty | Total Watts | kW | Interactive Factor kW (50%) | Interactive Factor kWh (50%) | Total kW | Annual kWh | |
| Optimax 72" LED strip, center - 28 watts | 28 | 4 | 112 | 0.11 | 0.06 | 285 | 0.17 | 856 | Cut Sheet 4 |
| Optimax 72" LED strip, ends - 14 watts | 14 | 4 | 56 | 0.06 | 0.03 | 143 | 0.08 | 428 | Cut Sheet 5 |
| Fan Motors (operate 8760 hrs/yr) | Watts | Qty | Total Watts | kW | | | Total kW | Annual kWh | |
| Morrill Motors - Arktic.59 1/20hp | 38 | 7 | 266 | 0.27 | | | 0.27 | 2,330 | Cut Sheet 6 |
| | | | | | | | Total kW | 3.35 | |
| | | | | | | | Total Annual kWh | 27,083 | |

* Compressor energy use was monitored for 32 days on the beverage case without doors. The compressors were found to use 161 kWh/day. The annual energy use was calculated to be 58,765k Wh. See the document "WG 5904_Lake Zurich Retrofit Report.pdf".

** Compressor energy use was monitored for 28 days on the beverage case with new doors installed. The compressors were found to use 52 kWh/day. The annual energy use was calculated to be 18,965 kWh. See the document "WG 5904_Lake Zurich Retrofit Report.pdf".

Exhibit 1

Customer Legal Entity Name: Walgreen Co.

Site Address: Walgreens Store # 6116

Principal Address: 9110 Dublin Rd

| Project No. | Project Name | Narrative description of your program including, but not limited to, make, model, and year of any installed and replaced equipment: | Description of methodologies, protocols and practices used in measuring and verifying project results | What date would you have replaced your equipment if you had not replaced it early? Also, please explain briefly how you determined this future replacement date. | Please describe the less efficient new equipment that you rejected in favor of the more efficient new equipment. |
|-------------|-----------------------------|--|---|---|--|
| 1 | Refrigerated Case Retrofits | The existing reach-in beverage and frozen food cases were retrofitted to conserve energy in the store; both cases have fluorescent T8 lighting and PSC fan motors. The beverage case has an open front with an air curtain, which maintains a barrier between the refrigerated air in the case and the ambient air in the store. The beverage and frozen food cases were upgraded with new LED lighting and high-efficiency electrically-commutated fan motors. The LED lighting uses less energy than the fluorescent lighting and provides higher light levels on the refrigerated product. The ECM fan motors use less energy than the PSC motors and still provide the required amount of air flow through the case. Doors were installed on the open beverage case to significantly reduce the heat loading on the refrigeration equipment. | Please see the attached calculations "WG 6116_Refrigerated Cases Calculations.pdf". An energy study was conducted on an open beverage case at the Lake Zurich Walgreens location. The purpose of the study was to determine the energy savings from installing doors on an open beverage case. The 20' beverage case in the study is representative of the beverage cases found in all corporate Walgreens locations. See the attached document "WG 6116_Lake Zurich Retrofit Report.pdf" which determines the energy saved from enclosing the open cases with doors. | 2 to 3 years. The decision to retrofit the refrigerated cases was made to reduce energy use, increase light levels on the product, and to reduce maintenance costs. | N/A |

Docket No. 13-0208

Site: 9110 Dublin Rd

Exhibit 2

Customer Legal Entity Name: Walgreen Co.
Site Address: Walgreens Store # 6116
Principal Address: 9110 Dublin Rd

| | Unadjusted Usage, kwh (A) | Weather Adjusted Usage, kwh (B) | Weather Adjusted Usage with Energy Efficiency Addbacks, kwh (c) <i>Note 1</i> |
|----------------|------------------------------|------------------------------------|---|
| 2011 | 403,680 | 403,680 | 403,680 |
| Average | 403,680 | 403,680 | 403,680 |

[illegible]

Docket No. 13-0208
Site: 9110 Dublin Rd

Notes

(1) Customer's usage is adjusted to account for the effects of the energy efficiency programs included in this application. When applicable, such adjustments are prorated to the in-service date to account for partial year savings.

(2) The eligible rebate amount is based upon 75% of the rebates offered by the FirstEnergy Commercial and Industrial Energy Efficiency programs or 75% of \$0.08/kWh for custom programs for all energy savings eligible for a cash rebate as defined in the PUCO order in Case NO.10-834-EL-EEC dated 9/15/2010, not to exceed the lesser of 50% of the project cost or \$250,000 per project. The rebate also cannot exceed \$500,000 per customer per year, per utility service territory.

Exhibit 3 Utility Cost Test

UCT = Utility Avoided Costs / Utility Costs

| Project | Total Annual Savings, MWh (A) | Utility Avoided Cost \$/MWh (B) | Utility Avoided Cost \$ (C) | Utility Cost \$ (D) | Cash Rebate \$ (E) | Administrator Variable Fee \$ (F) | Total Utility Cost \$ (G) | UCT (H) |
|--------------|----------------------------------|------------------------------------|--------------------------------|------------------------|-----------------------|--------------------------------------|------------------------------|------------|
| 1 | 51 | \$ 308 | \$ 15,769 | \$ 4,050 | \$3,069 | \$512 | \$ 7,631 | 2.1 |
| Total | 51 | \$ 308 | 15,769 | 4,050 | \$3,069 | \$512 | 7,631 | 2.1 |

Notes

- (A) From Exhibit 2, = kWh saved / 1000
- (B) This value represents avoided energy costs (wholesale energy prices) from the Department of Energy, Energy Information Administration's 2009 Annual Energy Outlook (AEO) low oil prices case. The AEO represents a national average energy price, so for a better representation of the energy price that Ohio customers would see, a Cinergy Hub equivalent price was derived by applying a ratio based on three years of historic national average and Cinergy Hub prices. This value is consistent with avoided cost assumptions used in EE&PDR Program Portfolio and Initial Benchmark Report, filed Dec 15, 2009 (See Section 8.1, paragraph a).
- (C) = (A) * (B)
- (D) Represents the utility's costs incurred for self-directed mercantile applications for applications filed and applications in progress. Includes incremental costs of legal fees, fixed administrative expenses, etc.
- (E) This is the amount of the cash rebate paid to the customer for this project.
- (F) Based on approximate Administrator's variable compensation for purposes of calculating the UCT, actual compensation may be less.
- (G) = (D) + (E) + (F)
- (H) = (C) / (G)

Walgreen Co. ~ Walgreens Store # 6116
Docket No. 13-0208

Site: 9110 Dublin Rd



Ohio Edison • The Illuminating Company • Toledo Edison

Mercantile Customer Program - Custom Project Rebate Calculator

| | |
|---------------------------------|---|
| Project Name and Number: | Project 1 - Refrigerated Case Retrofits |
| Site Name: | Walgreens Store #6116 |
| Completed by (Name): | Anthony International |
| Date completed: | 9/21/2012 |

| Energy Conservation Measure | Annual Energy Savings kWh | Eligible Prescriptive Rebate Amount kWh * \$0.08 |
|---|---------------------------|--|
| Refrigerated Case Retrofits | 51,152 | 4092.16 |
| | | |
| | | |
| | | |
| | | |
| | | |
| | | |
| | | |
| | | |
| | | |
| | | |
| | | |
| Total Project Energy Savings kWh | 51,152 | |
| Total Custom Prescriptive Rebate Amount \$ | \$ | 4,092.16 |

| Notes about this rebate calculation: |
|---|
| <p>The existing refrigerated cases were retrofitted to reduce energy use in the store. The beverage cases were upgraded with LED lighting, ECM fans, and were closed in with new doors. The frozen food cases were upgraded with new solid state LED lighting. Please see the attached energy calculations "WG 6116_Refrigerated Cases Calculations.pdf".</p> |



[FIND A STORE](#)
[Browse by state](#)
REFINE BY SERVICE
[Show More](#)

Walgreens

9110 DUBLIN RD

Powell OH 43065

614-932-0303

Store #: 6116

Northeast corner of Dublin Rd & Glick Rd

[MAKE THIS MY STORE](#)

[Back to Results](#) | [Other Nearby Stores](#) | [Directions](#)

Shop | Photo

Mon - Fri 7AM - 10PM

Sat 8AM - 10PM

Sun 8AM - 10PM

Pharmacy

Mon - Fri 9AM - 9PM

Sat 9AM - 6PM

Sun 10AM - 6PM

Holiday hours may differ from our regular store hours.

Services

Shop

- Redbox DVD rental
- Online Ordering
- Home Medical Equipment
- Propane Gas Exchange
- View Weekly Ad
- Print Store Coupons

Pharmacy

- Order Prescriptions
- Drive-Thru pharmacy
- Immunizations⁴
- Pharmacy Staff at this location

Photo

- Photo Same Day Pickup
- Make Photo Prints
- Create Photo Cards
- Create Photo Gifts
- Printer Cartridge Refills
- Film Roll Processing



**Meet Store
Pharmacy
Team**

Vaccinations

[Walk in any time or](#)

[Schedule an appointment online](#)

¹ This service is not available in all areas. Selecting more than one service may limit your results. Health tests include full cholesterol panel, total cholesterol and HDL, blood glucose, A1C and body composition.

² Call 1-866-WAG-YESS (1-866-924-9377) for more information.

³ Walgreens Home Health Care provides an expanded selection of products that includes: Lift Chairs, Scooters, Ostomy, Mastectomy and Diabetic Footwear to name a few. We have dedicated

specialists who are trained to measure and fit customers for our products and can bill Medicare and Medicaid for select items.

4

Vaccines subject to availability and immunizing professionals on duty. State, age and health condition related restrictions apply. Other vaccines may be available. See pharmacy for details.

5

Available to ages 18 and over at select Walgreens. Subject to availability. Test results are not for diagnostic or treatment purposes and are not conclusive as to the absence or presence of any health condition. Recipients are encouraged to report test results to their primary care physician. Consultation with patient does not constitute medical advice.

© Copyright 2013 Walgreen Co. All rights reserved.

20' Medium Temperature Reach-in Beverage Case - Existing

| | | | | | | |
|--|-----------------|---------------|------------------|----------|------------|---|
| Lighting | Watts | Qty | Total Watts | Total kW | Annual kWh | |
| GE (1) 58 watt 60" T8 fluorescent w/electronic ballast | 59 | 10 | 590 | 0.59 | 3,160 | Cut Sheet 1 |
| Fan Motors (operate 8760 hrs/yr) | Watts/motor | Qty | Total Watts | Total kW | Annual kWh | |
| Fasco 208V 1/20hp PSC fan motor | 106.1 | 8 | 849 | 0.85 | 7,435 | Cut Sheet 2 |
| Air Curtain (open reach-in case without doors)* | Comp. 1 & 2 kWh | Period (days) | kWh/day | Total kW | Annual kWh | |
| | 5161 | 32 | 161 | 6.72 | 58,765 | See "WG 6116_Lake Zurich Retrofit Report.pdf" |
| 12' Frozen Food Case - Existing | | | | | | |
| Lighting | Watts | Qty | Total Watts | Total kW | Annual kWh | |
| GE (1) 58 watt 60" T8 fluorescent w/electronic ballast | 59 | 8 | 472 | 0.47 | 2,528 | Cut Sheet 3 |
| Fan Motors (operate 8760 hrs/yr) | Watts/motor | Qty | Total Watts | Total kW | Annual kWh | |
| Fasco 208V 1/20hp PSC fan motor | 106.1 | 7 | 743 | 0.74 | 6,506 | Cut Sheet 2 |
| | | | Total kW | 9.37 | | |
| | | | Total Annual kWh | 78,395 | | |

20' Medium Temperature Beverage Case - Retrofitted

| | | | | | | | | | |
|---|-----------------|---------------|-------------|------|--------------------------------|----------------------------------|------------------|------------|---|
| Lighting | Watts/strip | Qty | Total Watts | kW | Interactive Factor kW (29%) | Interactive Savings kWh (29%) | Total kW | Annual kWh | |
| Optimax 72" LED strip, center - 28 watts | 28 | 10 | 280 | 0.28 | 0.08 | 435 | 0.36 | 1,935 | Cut Sheet 4 |
| Fan Motors (operate 8760 hrs/yr) | Watts | Qty | Total Watts | kW | | | Total kW | Annual kWh | |
| Morrill Motors - Arktic.59 1/20hp | 38 | 8 | 304 | 0.30 | | | 0.30 | 2,663 | Cut Sheet 6 |
| Air Curtain (open reach-in case retrofitted with doors)** | Comp. 1 & 2 kWh | Period (days) | kWh/day | kW | | | Total kW | Annual kWh | |
| | 1299 | 25 | 52 | 2.17 | | | 2.17 | 18,965 | See "WG 6116_Lake Zurich Retrofit Report.pdf" |
| 12' Frozen Food Case - Retrofitted | | | | | | | | | |
| Lighting | Watts/lamp | Qty | Total Watts | kW | Interactive Factor kW (50%) | Interactive Factor kWh (50%) | Total kW | Annual kWh | |
| Optimax 72" LED strip, center - 28 watts | 28 | 4 | 112 | 0.11 | 0.06 | 300 | 0.17 | 900 | Cut Sheet 4 |
| Optimax 72" LED strip, ends - 14 watts | 14 | 4 | 56 | 0.06 | 0.03 | 150 | 0.08 | 450 | Cut Sheet 5 |
| Fan Motors (operate 8760 hrs/yr) | Watts | Qty | Total Watts | kW | | | Total kW | Annual kWh | |
| Morrill Motors - Arktic.59 1/20hp | 38 | 7 | 266 | 0.27 | | | 0.27 | 2,330 | Cut Sheet 6 |
| | | | | | | | Total kW | 3.35 | |
| | | | | | | | Total Annual kWh | 27,243 | |

* Compressor energy use was monitored for 32 days on the beverage case without doors. The compressors were found to use 161 kWh/day. The annual energy use was calculated to be 58,765k Wh. See the document "WG 6116_Lake Zurich Retrofit Report.pdf".

** Compressor energy use was monitored for 28 days on the beverage case with new doors installed. The compressors were found to use 52 kWh/day. The annual energy use was calculated to be 18,965 kWh. See the document "WG 6116_Lake Zurich Retrofit Report.pdf".

Customer Legal Entity Name: Walgreen Co.
Site Address: Walgreens Store # 6458
Principal Address: 805 N. Court St.

| Project No. | Project Name | Narrative description of your program including, but not limited to, make, model, and year of any installed and replaced equipment: | Description of methodologies, protocols and practices used in measuring and verifying project results | What date would you have replaced your equipment if you had not replaced it early? Also, please explain briefly how you determined this future replacement date. | Please describe the less efficient new equipment that you rejected in favor of the more efficient new equipment. |
|-------------|-----------------------------|--|---|---|--|
| 1 | Refrigerated Case Retrofits | The existing reach-in beverage and frozen food cases were retrofitted to conserve energy in the store; both cases have fluorescent T8 lighting and PSC fan motors. The beverage case has an open front with an air curtain, which maintains a barrier between the refrigerated air in the case and the ambient air in the store. The beverage and frozen food cases were upgraded with new LED lighting and high-efficiency electrically-commutated fan motors. The LED lighting uses less energy than the fluorescent lighting and provides higher light levels on the refrigerated product. The ECM fan motors use less energy than the PSC motors and still provide the required amount of air flow through the case. Doors were installed on the open beverage case to significantly reduce the heat loading on the refrigeration equipment. | Please see the attached calculations "WG 6458_Refrigerated Cases Calculations.pdf". An energy study was conducted on an open beverage case at the Lake Zurich Walgreens location. The purpose of the study was to determine the energy savings from installing doors on an open beverage case. The 20' beverage case in the study is representative of the beverage cases found in all corporate Walgreens locations. See the attached document "WG 6458_Lake Zurich Retrofit Report.pdf" which determines the energy saved from enclosing the open cases with doors. | 2 to 3 years. The decision to retrofit the refrigerated cases was made to reduce energy use, increase light levels on the product, and to reduce maintenance costs. | N/A |

Docket No. 13-0208
Site: 805 N. Court St.

Exhibit 2

Customer Legal Entity Name: Walgreen Co.
Site Address: Walgreens Store # 6458
Principal Address: 805 N. Court St.

| | Unadjusted Usage, kwh (A) | Weather Adjusted Usage, kwh (B) | Weather Adjusted Usage with Energy Efficiency Addbacks, kwh (c) <i>Note 1</i> |
|----------------|------------------------------|------------------------------------|---|
| 2011 | 390,240 | 390,240 | 390,240 |
| Average | 390,240 | 390,240 | 390,240 |

| Project Number | Project Name | In-Service Date | Project Cost \$ | 50% of Project Cost \$ | KWh Saved/Year (D) counting towards utility compliance | KWh Saved/Year (E) eligible for incentive | Utility Peak Demand Reduction Contribution, KW (F) | Prescriptive Rebate Amount (G) \$ | Eligible Rebate Amount (H) \$ <i>Note 2</i> | Commitment Payment \$ |
|----------------|-----------------------------|-----------------|-----------------|------------------------|--|---|--|-----------------------------------|---|-----------------------|
| 1 | Refrigerated Case Retrofits | 09/14/2012 | \$10,129 | \$5,065 | 51,035 | 51,035 | 6 | \$4,083 | \$3,062 | |
| | | | | | - | - | - | \$4,083 | | |
| | | | | | - | - | - | | | |
| | | | | | - | - | - | | | |
| | | | | | - | - | - | | | |
| | | | | | - | - | - | | | |
| | | | | | - | - | - | | | |
| | | | | | - | - | - | | | |
| | Total | | \$10,129 | | 51,035 | 51,035 | 6 | \$4,083 | \$3,062 | \$0 |

Docket No. 13-0208
Site: 805 N. Court St.

Notes

(1) Customer's usage is adjusted to account for the effects of the energy efficiency programs included in this application. When applicable, such adjustments are prorated to the in-service date to account for partial year savings.

(2) The eligible rebate amount is based upon 75% of the rebates offered by the FirstEnergy Commercial and Industrial Energy Efficiency programs or 75% of \$0.08/kWh for custom programs for all energy savings eligible for a cash rebate as defined in the PUCO order in Case NO.10-834-EL-EEC dated 9/15/2010, not to exceed the lesser of 50% of the project cost or \$250,000 per project. The rebate also cannot exceed \$500,000 per customer per year, per utility service territory.

Exhibit 3 Utility Cost Test

UCT = Utility Avoided Costs / Utility Costs

| Project | Total Annual Savings, MWh (A) | Utility Avoided Cost \$/MWh (B) | Utility Avoided Cost \$ (C) | Utility Cost \$ (D) | Cash Rebate \$ (E) | Administrator Variable Fee \$ (F) | Total Utility Cost \$ (G) | UCT (H) |
|--------------|----------------------------------|------------------------------------|--------------------------------|------------------------|-----------------------|--------------------------------------|------------------------------|------------|
| 1 | 51 | \$ 308 | \$ 15,733 | \$ 4,050 | \$3,062 | \$510 | \$ 7,623 | 2.1 |
| Total | 51 | \$ 308 | 15,733 | 4,050 | \$3,062 | \$510 | 7,623 | 2.1 |

Notes

- (A) From Exhibit 2, = kWh saved / 1000
- (B) This value represents avoided energy costs (wholesale energy prices) from the Department of Energy, Energy Information Administration's 2009 Annual Energy Outlook (AEO) low oil prices case. The AEO represents a national average energy price, so for a better representation of the energy price that Ohio customers would see, a Cinergy Hub equivalent price was derived by applying a ratio based on three years of historic national average and Cinergy Hub prices. This value is consistent with avoided cost assumptions used in EE&PDR Program Portfolio and Initial Benchmark Report, filed Dec 15, 2009 (See Section 8.1, paragraph a).
- (C) = (A) * (B)
- (D) Represents the utility's costs incurred for self-directed mercantile applications for applications filed and applications in progress. Includes incremental costs of legal fees, fixed administrative expenses, etc.
- (E) This is the amount of the cash rebate paid to the customer for this project.
- (F) Based on approximate Administrator's variable compensation for purposes of calculating the UCT, actual compensation may be less.
- (G) = (D) + (E) + (F)
- (H) = (C) / (G)

Walgreen Co. ~ Walgreens Store # 6458
Docket No. 13-0208

Site: 805 N. Court St.



Ohio Edison • The Illuminating Company • Toledo Edison

Mercantile Customer Program - Custom Project Rebate Calculator

| | |
|---------------------------------|---|
| Project Name and Number: | Project 1 - Refrigerated Case Retrofits |
| Site Name: | Walgreens Store #6458 |
| Completed by (Name): | Anthony International |
| Date completed: | 9/14/2012 |

| Energy Conservation Measure | Annual Energy Savings kWh | Eligible Prescriptive Rebate Amount kWh * \$0.08 |
|---|---------------------------|--|
| Refrigerated Case Retrofits | 51,035 | 4082.80 |
| | | |
| | | |
| | | |
| | | |
| | | |
| | | |
| | | |
| | | |
| | | |
| | | |
| | | |
| Total Project Energy Savings kWh | 51,035 | |
| Total Custom Prescriptive Rebate Amount \$ | | \$ 4,082.80 |

Notes about this rebate calculation:

The existing refrigerated cases were retrofitted to reduce energy use in the store. The beverage cases were upgraded with LED lighting, ECM fans, and were closed in with new doors. The frozen food cases were upgraded with new solid state LED lighting. Please see the attached energy calculations "WG 6458_Refrigerated Cases Calculations.pdf".



REFINE BY SERVICE

Walgreens

805 N COURT ST

Medina OH 44256

330-764-4399

Store #: 6458

Northwest corner of N Court St & Highland Dr

[Back to Results](#) | [Other Nearby Stores](#) | [Directions](#)

Shop | Photo

Mon - Fri 8AM - 10PM**Sat** 8AM - 10PM**Sun** 8AM - 10PM

Pharmacy

Mon - Fri 8AM - 10PM**Sat** 9AM - 6PM**Sun** 10AM - 6PM

Holiday hours may differ from our regular store hours.

Services

Shop

- Redbox DVD rental
- Online Ordering
- Home Medical Equipment
- Propane Gas Exchange
- View Weekly Ad
- Print Store Coupons

Pharmacy

- Order Prescriptions
- Drive-Thru pharmacy
- Immunizations⁴
- Pharmacy Staff at this location

Photo

- Photo Same Day Pickup
- Make Photo Prints
- Create Photo Cards
- Create Photo Gifts
- Printer Cartridge Refills
- Film Roll Processing



Meet Store
Pharmacy
Team

Vaccinations

[Walk in any time or](#)
[Schedule an appointment online](#)

¹ This service is not available in all areas. Selecting more than one service may limit your results. Health tests include full cholesterol panel, total cholesterol and HDL, blood glucose, A1C and body composition.

² Call 1-866-WAG-YESS (1-866-924-9377) for more information.

³ Walgreens Home Health Care provides an expanded selection of products that includes: Lift Chairs, Scooters, Ostomy, Mastectomy and Diabetic Footwear to name a few. We have dedicated

20' Medium Temperature Reach-in Beverage Case - Existing

| | | | | | | |
|--|-----------------|---------------|------------------|----------|------------|---|
| Lighting | Watts | Qty | Total Watts | Total kW | Annual kWh | |
| GE (1) 58 watt 60" T8 fluorescent w/electronic ballast | 59 | 10 | 590 | 0.59 | 3,007 | Cut Sheet 1 |
| Fan Motors (operate 8760 hrs/yr) | Watts/motor | Qty | Total Watts | Total kW | Annual kWh | |
| Fasco 208V 1/20hp PSC fan motor | 106.1 | 8 | 849 | 0.85 | 7,435 | Cut Sheet 2 |
| Air Curtain (open reach-in case without doors)* | Comp. 1 & 2 kWh | Period (days) | kWh/day | Total kW | Annual kWh | |
| | 5161 | 32 | 161 | 6.72 | 58,765 | See "WG 6458_Lake Zurich Retrofit Report.pdf" |
| 12' Frozen Food Case - Existing | | | | | | |
| Lighting | Watts | Qty | Total Watts | Total kW | Annual kWh | |
| GE (1) 58 watt 60" T8 fluorescent w/electronic ballast | 59 | 8 | 472 | 0.47 | 2,405 | Cut Sheet 3 |
| Fan Motors (operate 8760 hrs/yr) | Watts/motor | Qty | Total Watts | Total kW | Annual kWh | |
| Fasco 208V 1/20hp PSC fan motor | 106.1 | 7 | 743 | 0.74 | 6,506 | Cut Sheet 2 |
| | | | Total kW | 9.37 | | |
| | | | Total Annual kWh | 78,118 | | |

20' Medium Temperature Beverage Case - Retrofitted

| | | | | | | | | | |
|---|-----------------|---------------|-------------|------|--------------------------------|----------------------------------|------------------|------------|---|
| Lighting | Watts/strip | Qty | Total Watts | kW | Interactive Factor kW (29%) | Interactive Savings kWh (29%) | Total kW | Annual kWh | |
| Optimax 72" LED strip, center - 28 watts | 28 | 10 | 280 | 0.28 | 0.08 | 414 | 0.36 | 1,841 | Cut Sheet 4 |
| Fan Motors (operate 8760 hrs/yr) | Watts | Qty | Total Watts | kW | | | Total kW | Annual kWh | |
| Morrill Motors - Arktic.59 1/20hp | 38 | 8 | 304 | 0.30 | | | 0.30 | 2,663 | Cut Sheet 6 |
| Air Curtain (open reach-in case retrofitted with doors)** | Comp. 1 & 2 kWh | Period (days) | kWh/day | kW | | | Total kW | Annual kWh | |
| | 1299 | 25 | 52 | 2.17 | | | 2.17 | 18,965 | See "WG 6458_Lake Zurich Retrofit Report.pdf" |
| 12' Frozen Food Case - Retrofitted | | | | | | | | | |
| Lighting | Watts/lamp | Qty | Total Watts | kW | Interactive Factor kW (50%) | Interactive Factor kWh (50%) | Total kW | Annual kWh | |
| Optimax 72" LED strip, center - 28 watts | 28 | 4 | 112 | 0.11 | 0.06 | 285 | 0.17 | 856 | Cut Sheet 4 |
| Optimax 72" LED strip, ends - 14 watts | 14 | 4 | 56 | 0.06 | 0.03 | 143 | 0.08 | 428 | Cut Sheet 5 |
| Fan Motors (operate 8760 hrs/yr) | Watts | Qty | Total Watts | kW | | | Total kW | Annual kWh | |
| Morrill Motors - Arktic.59 1/20hp | 38 | 7 | 266 | 0.27 | | | 0.27 | 2,330 | Cut Sheet 6 |
| | | | | | | | Total kW | 3.35 | |
| | | | | | | | Total Annual kWh | 27,083 | |

* Compressor energy use was monitored for 32 days on the beverage case without doors. The compressors were found to use 161 kWh/day. The annual energy use was calculated to be 58,765k Wh. See the document "WG 6458_Lake Zurich Retrofit Report.pdf".

** Compressor energy use was monitored for 28 days on the beverage case with new doors installed. The compressors were found to use 52 kWh/day. The annual energy use was calculated to be 18,965 kWh. See the document "WG 6458_Lake Zurich Retrofit Report.pdf".

Exhibit 1

Customer Legal Entity Name: Walgreen Co.

Site Address: Walgreens Store #6521

Principal Address: 2609 E. Main St

| Project No. | Project Name | Narrative description of your program including, but not limited to, make, model, and year of any installed and replaced equipment: | Description of methodologies, protocols and practices used in measuring and verifying project results | What date would you have replaced your equipment if you had not replaced it early? Also, please explain briefly how you determined this future replacement date. | Please describe the less efficient new equipment that you rejected in favor of the more efficient new equipment. |
|-------------|------------------------------|--|---|---|--|
| 1 | Refrigerated Cases Retrofits | The existing reach-in beverage and frozen food cases were retrofitted to conserve energy in the store; both cases have fluorescent T8 lighting and PSC fan motors. The beverage case has an open front with an air curtain, which maintains a barrier between the refrigerated air in the case and the ambient air in the store. The beverage and frozen food cases were upgraded with new LED lighting and high-efficiency electrically-commutated fan motors. The LED lighting uses less energy than the fluorescent lighting and provides higher light levels on the refrigerated product. The ECM fan motors use less energy than the PSC motors and still provide the required amount of air flow through the case. Doors were installed on the open beverage case to significantly reduce the heat loading on the refrigeration equipment. | Please see the attached calculations "WG 6521_Refrigerated Cases Calculations.pdf". An energy study was conducted on an open beverage case at the Lake Zurich Walgreens location. The purpose of the study was to determine the energy savings from installing doors on an open beverage case. The 20' beverage case in the study is representative of the beverage cases found in all corporate Walgreens locations. See the attached document "WG 6521_Lake Zurich Retrofit Report.pdf" which determines the energy saved from enclosing the open cases with doors. | 2 to 3 years. The decision to retrofit the refrigerated cases was made to reduce energy use, increase light levels on the product, and to reduce maintenance costs. | N/A |

Docket No. 13-0208

Site: 2609 E. Main St

Exhibit 2

Customer Legal Entity Name: Walgreen Co.

Site Address: Walgreens Store #6521

Principal Address: 2609 E. Main St

| | Unadjusted Usage, kwh (A) | Weather Adjusted Usage, kwh (B) | Weather Adjusted Usage with Energy Efficiency Addbacks, kwh (c) <i>Note 1</i> |
|----------------|------------------------------|------------------------------------|---|
| 2011 | 393,600 | 393,600 | 393,600 |
| Average | 393,600 | 393,600 | 393,600 |

| Project Number | Project Name | In-Service Date | Project Cost \$ | 50% of Project Cost \$ | KWh Saved/Year (D) counting towards utility compliance | KWh Saved/Year (E) eligible for incentive | Utility Peak Demand Reduction Contribution, KW (F) | Prescriptive Rebate Amount (G) \$ | Eligible Rebate Amount (H) \$ <i>Note 2</i> | Commitment Payment \$ |
|----------------|------------------------------|-----------------|-----------------|------------------------|--|---|--|-----------------------------------|--|-----------------------|
| 1 | Refrigerated Cases Retrofits | 09/24/2012 | \$10,129 | \$5,065 | 51,403 | 51,403 | 6 | \$4,112 | \$3,084 | |
| | | | | | - | - | - | | | |
| | | | | | - | - | - | | | |
| | | | | | - | - | - | | | |
| | | | | | - | - | - | | | |
| | | | | | - | - | - | | | |
| | | | | | - | - | - | | | |
| | | | | | - | - | - | | | |
| | | | | | - | - | - | | | |
| | | | | | - | - | - | | | |
| | | | | | - | - | - | | | |
| | | | | | - | - | - | | | |
| | | | | | - | - | - | | | |
| | | | | | - | - | - | | | |
| | | | | | - | - | - | | | |
| | | | | | - | - | - | | | |
| | | | | | - | - | - | | | |
| | | | | | - | - | - | | | |
| | | | | | - | - | - | | | |
| | | | | | - | - | - | | | |
| | | | | | - | - | - | | | |
| | | | | | - | - | - | | | |
| | | | | | - | - | - | | | |
| | | | | | - | - | - | | | |
| | | | | | - | - | - | | | |
| | | | | | - | - | - | | | |
| | | | | | - | - | - | | | |
| | | | | | - | - | - | | | |
| | | | | | - | - | - | | | |
| | | | | | - | - | - | | | |
| | | | | | - | - | - | | | |
| | | | | | - | - | - | | | |
| | | | | | - | - | - | | | |
| | | | | | - | - | - | | | |
| | | | | | - | - | - | | | |
| | | | | | - | - | - | | | |
| | | | | | - | - | - | | | |
| | | | | | - | - | - | | | |
| | | | | | - | - | - | | | |
| | | | | | - | - | - | | | |
| | | | | | - | - | - | | | |
| | | | | | - | - | - | | | |
| | | | | | - | - | - | | | |
| | | | | | - | - | - | | | |
| | | | | | - | - | - | | | |
| | | | | | - | - | - | | | |
| | | | | | - | - | - | | | |
| | | | | | - | - | - | | | |
| | | | | | - | - | - | | | |
| | | | | | - | - | - | | | |
| | | | | | - | - | - | | | |
| | | | | | - | - | - | | | |
| | | | | | - | - | - | | | |
| | | | | | - | - | - | | | |
| | | | | | - | - | - | | | |
| | | | | | - | - | - | | | |
| | | | | | - | - | - | | | |
| | | | | | - | - | - | | | |
| | | | | | - | - | - | | | |
| | | | | | - | - | - | | | |
| | | | | | - | - | - | | | |
| | | | | | - | - | - | | | |
| | | | | | - | - | - | | | |
| | | | | | - | - | - | | | |
| | | | | | - | - | - | | | |
| | | | | | - | - | - | | | |
| | | | | | - | - | - | | | |
| | | | | | - | - | - | | | |
| | | | | | - | - | - | | | |
| | | | | | - | - | - | | | |
| | | | | | - | - | - | | | |
| | | | | | - | - | - | | | |
| | | | | | - | - | - | | | |
| | | | | | - | - | - | | | |
| | | | | | - | - | - | | | |
| | | | | | - | - | - | | | |
| | | | | | - | - | - | | | |
| | | | | | - | - | - | | | |
| | | | | | - | - | - | | | |
| | | | | | - | - | - | | | |
| | | | | | - | - | - | | | |
| | | | | | - | - | - | | | |
| | | | | | - | - | - | | | |
| | | | | | - | - | - | | | |
| | | | | | - | - | - | | | |
| | | | | | - | - | - | | | |
| | | | | | - | - | - | | | |
| | | | | | - | - | - | | | |
| | | | | | - | - | - | | | |
| | | | | | - | - | - | | | |
| | | | | | - | - | - | | | |
| | | | | | - | - | - | | | |
| | | | | | - | - | - | | | |
| | | | | | - | - | - | | | |
| | | | | | - | - | - | | | |
| | | | | | - | - | - | | | |
| | | | | | - | - | - | | | |
| | | | | | - | - | - | | | |
| | | | | | - | - | - | | | |
| | | | | | - | - | - | | | |
| | | | | | - | - | - | | | |
| | | | | | - | - | - | | | |
| | | | | | - | - | - | | | |
| | | | | | - | - | - | | | |
| | | | | | - | - | - | | | |
| | | | | | - | - | - | | | |
| | | | | | - | - | - | | | |

Docket No. 13-0208

Site: 2609 E. Main St

Notes

(1) Customer's usage is adjusted to account for the effects of the energy efficiency programs included in this application. When applicable, such adjustments are prorated to the in-service date to account for partial year savings.

(2) The eligible rebate amount is based upon 75% of the rebates offered by the FirstEnergy Commercial and Industrial Energy Efficiency programs or 75% of \$0.08/kWh for custom programs for all energy savings eligible for a cash rebate as defined in the PUCO order in Case NO. 10-834-EL-EEC dated 9/15/2010, not to exceed the lesser of 50% of the project cost or \$250,000 per project. The rebate also cannot exceed \$500,000 per customer per year, per utility service territory.

Exhibit 3 Utility Cost Test

UCT = Utility Avoided Costs / Utility Costs

| Project | Total Annual Savings, MWh (A) | Utility Avoided Cost \$/MWh (B) | Utility Avoided Cost \$ (C) | Utility Cost \$ (D) | Cash Rebate \$ (E) | Administrator Variable Fee \$ (F) | Total Utility Cost \$ (G) | UCT (H) |
|--------------|----------------------------------|------------------------------------|--------------------------------|------------------------|-----------------------|--------------------------------------|------------------------------|------------|
| 1 | 51 | \$ 308 | \$ 15,847 | \$ 4,050 | \$3,084 | \$514 | \$ 7,648 | 2.1 |
| Total | 51 | \$ 308 | 15,847 | 4,050 | \$3,084 | \$514 | 7,648 | 2.1 |

Notes

- (A) From Exhibit 2, = kWh saved / 1000
- (B) This value represents avoided energy costs (wholesale energy prices) from the Department of Energy, Energy Information Administration's 2009 Annual Energy Outlook (AEO) low oil prices case. The AEO represents a national average energy price, so for a better representation of the energy price that Ohio customers would see, a Cinergy Hub equivalent price was derived by applying a ratio based on three years of historic national average and Cinergy Hub prices. This value is consistent with avoided cost assumptions used in EE&PDR Program Portfolio and Initial Benchmark Report, filed Dec 15, 2009 (See Section 8.1, paragraph a).
- (C) = (A) * (B)
- (D) Represents the utility's costs incurred for self-directed mercantile applications for applications filed and applications in progress. Includes incremental costs of legal fees, fixed administrative expenses, etc.
- (E) This is the amount of the cash rebate paid to the customer for this project.
- (F) Based on approximate Administrator's variable compensation for purposes of calculating the UCT, actual compensation may be less.
- (G) = (D) + (E) + (F)
- (H) = (C) / (G)

Walgreen Co. ~ Walgreens Store #6521
Docket No. 13-0208

Site: 2609 E. Main St



REFINE BY SERVICE

Walgreens

2609 E MAIN ST
 Springfield OH 45503
 937-322-7586
 Store #: 6521

[Back to Results](#) | [Other Nearby Stores](#) | [Directions](#)

Shop | Photo

Mon - Fri 8AM - 10PM
Sat 8AM - 10PM
Sun 8AM - 10PM

Pharmacy

Mon - Fri 8AM - 10PM
Sat 9AM - 6PM
Sun 10AM - 6PM

Holiday hours may differ from our regular store hours.

Services

Shop

- Redbox DVD rental
- Online Ordering
- Propane Gas Exchange
- View Weekly Ad
- Print Store Coupons

Pharmacy

- Order Prescriptions
- Drive-Thru pharmacy
- Immunizations⁴
- Pharmacy Staff at this location

Photo

- Photo Same Day Pickup
- Make Photo Prints
- Create Photo Cards
- Create Photo Gifts
- Printer Cartridge Refills
- Film Roll Processing



**Meet Store
Pharmacy
Team**

Vaccinations

[Walk in any time or](#)

[Schedule an appointment online](#)

¹ This service is not available in all areas. Selecting more than one service may limit your results. Health tests include full cholesterol panel, total cholesterol and HDL, blood glucose, A1C and body composition.

² Call 1-866-WAG-YESS (1-866-924-9377) for more information.

³ Walgreens Home Health Care provides an expanded selection of products that includes: Lift Chairs, Scooters, Ostomy, Mastectomy and Diabetic Footwear to name a few. We have dedicated

20' Medium Temperature Reach-in Beverage Case - Existing

| | | | | | | |
|--|-----------------|---------------|------------------|----------|------------|---|
| Lighting | Watts | Qty | Total Watts | Total kW | Annual kWh | |
| GE (1) 58 watt 60" T8 fluorescent w/electronic ballast | 59 | 10 | 590 | 0.59 | 3,007 | Cut Sheet 1 |
| Fan Motors (operate 8760 hrs/yr) | Watts/motor | Qty | Total Watts | Total kW | Annual kWh | |
| Fasco 208V 1/20hp PSC fan motor | 106.1 | 8 | 849 | 0.85 | 7,435 | Cut Sheet 2 |
| Air Curtain (open reach-in case without doors)* | Comp. 1 & 2 kWh | Period (days) | kWh/day | Total kW | Annual kWh | |
| | 5161 | 32 | 161 | 6.72 | 58,765 | See "WG 6521_Lake Zurich Retrofit Report.pdf" |
| 12' Frozen Food Case - Existing | | | | | | |
| Lighting | Watts | Qty | Total Watts | Total kW | Annual kWh | |
| GE (1) 58 watt 60" T8 fluorescent w/electronic ballast | 59 | 8 | 472 | 0.47 | 2,405 | Cut Sheet 3 |
| Fan Motors (operate 8760 hrs/yr) | Watts/motor | Qty | Total Watts | Total kW | Annual kWh | |
| Fasco 208V 1/20hp PSC fan motor | 106.1 | 7 | 743 | 0.74 | 6,506 | Cut Sheet 2 |
| | | | Total kW | 9.37 | | |
| | | | Total Annual kWh | 78,118 | | |

20' Medium Temperature Beverage Case - Retrofitted

| | | | | | | | | | |
|---|-----------------|---------------|-------------|------|--------------------------------|----------------------------------|------------------|------------|---|
| Lighting | Watts/strip | Qty | Total Watts | kW | Interactive Factor kW (29%) | Interactive Savings kWh (29%) | Total kW | Annual kWh | |
| Optimax 72" LED strip, center - 28 watts | 28 | 8 | 224 | 0.22 | 0.06 | 331 | 0.29 | 1,473 | Cut Sheet 4 |
| Fan Motors (operate 8760 hrs/yr) | Watts | Qty | Total Watts | kW | | | Total kW | Annual kWh | |
| Morrill Motors - Arktic.59 1/20hp | 38 | 8 | 304 | 0.30 | | | 0.30 | 2,663 | Cut Sheet 6 |
| Air Curtain (open reach-in case retrofitted with doors)** | Comp. 1 & 2 kWh | Period (days) | kWh/day | kW | | | Total kW | Annual kWh | |
| | 1299 | 25 | 52 | 2.17 | | | 2.17 | 18,965 | See "WG 6521_Lake Zurich Retrofit Report.pdf" |
| 12' Frozen Food Case - Retrofitted | | | | | | | | | |
| Lighting | Watts/lamp | Qty | Total Watts | kW | Interactive Factor kW (50%) | Interactive Factor kWh (50%) | Total kW | Annual kWh | |
| Optimax 72" LED strip, center - 28 watts | 28 | 4 | 112 | 0.11 | 0.06 | 285 | 0.17 | 856 | Cut Sheet 4 |
| Optimax 72" LED strip, ends - 14 watts | 14 | 4 | 56 | 0.06 | 0.03 | 143 | 0.08 | 428 | Cut Sheet 5 |
| Fan Motors (operate 8760 hrs/yr) | Watts | Qty | Total Watts | kW | | | Total kW | Annual kWh | |
| Morrill Motors - Arktic.59 1/20hp | 38 | 7 | 266 | 0.27 | | | 0.27 | 2,330 | Cut Sheet 6 |
| | | | | | | | Total kW | 3.28 | |
| | | | | | | | Total Annual kWh | 26,715 | |

* Compressor energy use was monitored for 32 days on the beverage case without doors. The compressors were found to use 161 kWh/day. The annual energy use was calculated to be 58,765k Wh. See the document "WG 6521_Lake Zurich Retrofit Report.pdf".

** Compressor energy use was monitored for 28 days on the beverage case with new doors installed. The compressors were found to use 52 kWh/day. The annual energy use was calculated to be 18,965 kWh. See the document "WG 6521_Lake Zurich Retrofit Report.pdf".

Customer Legal Entity Name: Walgreen Co.
Site Address: Walgreens Store # 6522
Principal Address: 1880 S. Limestone St

| Project No. | Project Name | Narrative description of your program including, but not limited to, make, model, and year of any installed and replaced equipment: | Description of methodologies, protocols and practices used in measuring and verifying project results | What date would you have replaced your equipment if you had not replaced it early? Also, please explain briefly how you determined this future replacement date. | Please describe the less efficient new equipment that you rejected in favor of the more efficient new equipment. |
|-------------|-----------------------------|--|---|---|--|
| 1 | Refrigerated Case Retrofits | The existing reach-in beverage and frozen food cases were retrofitted to conserve energy in the store; both cases have fluorescent T8 lighting and PSC fan motors. The beverage case has an open front with an air curtain, which maintains a barrier between the refrigerated air in the case and the ambient air in the store. The beverage and frozen food cases were upgraded with new LED lighting and high-efficiency electrically-commutated fan motors. The LED lighting uses less energy than the fluorescent lighting and provides higher light levels on the refrigerated product. The ECM fan motors use less energy than the PSC motors and still provide the required amount of air flow through the case. Doors were installed on the open beverage case to significantly reduce the heat loading on the refrigeration equipment. | Please see the attached calculations "WG 6522_Refrigerated Cases Calculations.pdf". An energy study was conducted on an open beverage case at the Lake Zurich Walgreens location. The purpose of the study was to determine the energy savings from installing doors on an open beverage case. The 20' beverage case in the study is representative of the beverage cases found in all corporate Walgreens locations. See the attached document "WG 6522_Lake Zurich Retrofit Report.pdf" which determines the energy saved from enclosing the open cases with doors. | 2 to 3 years. The decision to retrofit the refrigerated cases was made to reduce energy use, increase light levels on the product, and to reduce maintenance costs. | N/A |

Docket No. 13-0208
Site: 1880 S. Limestone St

Exhibit 2

Customer Legal Entity Name: Walgreen Co.
Site Address: Walgreens Store # 6522
Principal Address: 1880 S. Limestone St

| | Unadjusted Usage, kwh (A) | Weather Adjusted Usage, kwh (B) | Weather Adjusted Usage with Energy Efficiency Addbacks, kwh (c) <i>Note 1</i> |
|----------------|------------------------------|------------------------------------|---|
| 2011 | 23,616 | 23,616 | 23,616 |
| Average | 23,616 | 23,616 | 23,616 |

| Project Number | Project Name | In-Service Date | Project Cost \$ | 50% of Project Cost \$ | KWh Saved/Year (D) counting towards utility compliance | KWh Saved/Year (E) eligible for incentive | Utility Peak Demand Reduction Contribution, KW (F) | Prescriptive Rebate Amount (G) \$ | Eligible Rebate Amount (H) \$ <i>Note 2</i> | Commitment Payment \$ |
|----------------|-----------------------------|-----------------|-----------------|------------------------|--|---|--|-----------------------------------|--|-----------------------|
| 1 | Refrigerated Case Retrofits | 09/24/2012 | \$10,129 | \$5,065 | 51,675 | 51,675 | 6 | \$4,134 | \$3,101 | |
| | | | | | - | - | - | | | |
| | | | | | - | - | - | | | |
| | | | | | - | - | - | | | |
| | | | | | - | - | - | | | |
| | | | | | - | - | - | | | |
| | | | | | - | - | - | | | |
| | Total | | \$10,129 | | 51,675 | 51,675 | 6 | \$4,134 | \$3,101 | \$0 |

Docket No. 13-0208
Site: 1880 S. Limestone St

Notes

(1) Customer's usage is adjusted to account for the effects of the energy efficiency programs included in this application. When applicable, such adjustments are prorated to the in-service date to account for partial year savings.

(2) The eligible rebate amount is based upon 75% of the rebates offered by the FirstEnergy Commercial and Industrial Energy Efficiency programs or 75% of \$0.08/kWh for custom programs for all energy savings eligible for a cash rebate as defined in the PUCO order in Case NO.10-834-EL-EEC dated 9/15/2010, not to exceed the lesser of 50% of the project cost or \$250,000 per project. The rebate also cannot exceed \$500,000 per customer per year, per utility service territory.

Exhibit 3 Utility Cost Test

UCT = Utility Avoided Costs / Utility Costs

| Project | Total Annual Savings, MWh (A) | Utility Avoided Cost \$/MWh (B) | Utility Avoided Cost \$ (C) | Utility Cost \$ (D) | Cash Rebate \$ (E) | Administrator Variable Fee \$ (F) | Total Utility Cost \$ (G) | UCT (H) |
|--------------|----------------------------------|------------------------------------|--------------------------------|------------------------|-----------------------|--------------------------------------|------------------------------|------------|
| 1 | 52 | \$ 308 | \$ 15,930 | \$ 4,050 | \$3,101 | \$517 | \$ 7,667 | 2.1 |
| Total | 52 | \$ 308 | 15,930 | 4,050 | \$3,101 | \$517 | 7,667 | 2.1 |

Notes

- (A) From Exhibit 2, = kWh saved / 1000
- (B) This value represents avoided energy costs (wholesale energy prices) from the Department of Energy, Energy Information Administration's 2009 Annual Energy Outlook (AEO) low oil prices case. The AEO represents a national average energy price, so for a better representation of the energy price that Ohio customers would see, a Cinergy Hub equivalent price was derived by applying a ratio based on three years of historic national average and Cinergy Hub prices. This value is consistent with avoided cost assumptions used in EE&PDR Program Portfolio and Initial Benchmark Report, filed Dec 15, 2009 (See Section 8.1, paragraph a).
- (C) = (A) * (B)
- (D) Represents the utility's costs incurred for self-directed mercantile applications for applications filed and applications in progress. Includes incremental costs of legal fees, fixed administrative expenses, etc.
- (E) This is the amount of the cash rebate paid to the customer for this project.
- (F) Based on approximate Administrator's variable compensation for purposes of calculating the UCT, actual compensation may be less.
- (G) = (D) + (E) + (F)
- (H) = (C) / (G)

Walgreen Co. ~ Walgreens Store # 6522
Docket No. 13-0208

Site: 1880 S. Limestone St



Ohio Edison • The Illuminating Company • Toledo Edison

Mercantile Customer Program - Custom Project Rebate Calculator

| | |
|---------------------------------|---|
| Project Name and Number: | Project 1 - Refrigerated Case Retrofits |
| Site Name: | Walgreens Store #6522 |
| Completed by (Name): | Anthony International |
| Date completed: | 9/24/2012 |

| Energy Conservation Measure | Annual Energy Savings kWh | Eligible Prescriptive Rebate Amount kWh * \$0.08 |
|---|---------------------------|--|
| Refrigerated Case Retrofits | 51,675 | 4134.00 |
| | | |
| | | |
| | | |
| | | |
| | | |
| | | |
| | | |
| | | |
| | | |
| | | |
| | | |
| Total Project Energy Savings kWh | 51,675 | |
| Total Custom Prescriptive Rebate Amount \$ | | \$ 4,134.00 |

Notes about this rebate calculation:

The existing refrigerated cases were retrofitted to reduce energy use in the store. The beverage cases were upgraded with LED lighting, ECM fans, and were closed in with new doors. The frozen food cases were upgraded with new solid state LED lighting. Please see the attached energy calculations "WG 6522_Refrigerated Cases Calculations.pdf".



REFINE BY SERVICE

Walgreens

1880 S LIMESTONE ST

Springfield OH 45505

937-322-5894

Store #: 6522

Southeast corner of Limestone & John
[Back to Results](#) | [Other Nearby Stores](#) | [Directions](#)

Shop | Photo

Mon - Fri 8AM - 10PM**Sat** 8AM - 10PM**Sun** 8AM - 10PM

Pharmacy

Mon - Fri 8AM - 10PM**Sat** 9AM - 6PM**Sun** 10AM - 6PM

Holiday hours may differ from our regular store hours.

Services

Shop

- Redbox DVD rental
- Online Ordering
- Home Medical Equipment
- Propane Gas Exchange
- View Weekly Ad
- Print Store Coupons

Pharmacy

- Order Prescriptions
- Drive-Thru pharmacy
- Immunizations⁴
- Medication Compounding
- Pharmacy Staff at this location

Photo

- Photo Same Day Pickup
- Make Photo Prints
- Create Photo Cards
- Create Photo Gifts



**Meet Store
Pharmacy
Team**

Vaccinations

[Walk in any time or](#)
[Schedule an appointment online](#)

¹ This service is not available in all areas. Selecting more than one service may limit your results. Health tests include full cholesterol panel, total cholesterol and HDL, blood glucose, A1C and body composition.

² Call 1-866-WAG-YESS (1-866-924-9377) for more information.

³ Walgreens Home Health Care provides an expanded selection of products that includes: Lift Chairs, Scooters, Ostomy, Mastectomy and Diabetic Footwear to name a few. We have dedicated

| | | | |
|---|--------------------------|------|----------|
| Walgreens Store #6522 - Refrigerated Food Case Upgrades | Store Hours of Operation | 6522 | 1/9/2013 |
|---|--------------------------|------|----------|

20' Medium Temperature Reach-in Beverage Case - Existing

| | | | | | | |
|--|-----------------|---------------|------------------|----------|------------|---|
| Lighting | Watts | Qty | Total Watts | Total kW | Annual kWh | |
| GE (1) 58 watt 60" T8 fluorescent w/electronic ballast | 59 | 10 | 590 | 0.59 | 3,848 | Cut Sheet 1 |
| Fan Motors (operate 8760 hrs/yr) | Watts/motor | Qty | Total Watts | Total kW | Annual kWh | |
| Fasco 208V 1/20hp PSC fan motor | 106.1 | 8 | 849 | 0.85 | 7,435 | Cut Sheet 2 |
| Air Curtain (open reach-in case without doors)* | Comp. 1 & 2 kWh | Period (days) | kWh/day | Total kW | Annual kWh | |
| | 5161 | 32 | 161 | 6.72 | 58,765 | See "WG 6522_Lake Zurich Retrofit Report.pdf" |
| 12' Frozen Food Case - Existing | | | | | | |
| Lighting | Watts | Qty | Total Watts | Total kW | Annual kWh | |
| GE (1) 58 watt 60" T8 fluorescent w/electronic ballast | 59 | 8 | 472 | 0.47 | 3,078 | Cut Sheet 3 |
| Fan Motors (operate 8760 hrs/yr) | Watts/motor | Qty | Total Watts | Total kW | Annual kWh | |
| Fasco 208V 1/20hp PSC fan motor | 106.1 | 7 | 743 | 0.74 | 6,506 | Cut Sheet 2 |
| | | | Total kW | 9.37 | | |
| | | | Total Annual kWh | 79,633 | | |

20' Medium Temperature Beverage Case - Retrofitted

| | | | | | | | | | |
|---|-----------------|---------------|-------------|------|--------------------------------|----------------------------------|------------------|------------|---|
| Lighting | Watts/strip | Qty | Total Watts | kW | Interactive Factor kW (29%) | Interactive Savings kWh (29%) | Total kW | Annual kWh | |
| Optimax 72" LED strip, center - 28 watts | 28 | 10 | 280 | 0.28 | 0.08 | 530 | 0.36 | 2,356 | Cut Sheet 4 |
| Fan Motors (operate 8760 hrs/yr) | Watts | Qty | Total Watts | kW | | | Total kW | Annual kWh | |
| Morrill Motors - Arktic.59 1/20hp | 38 | 8 | 304 | 0.30 | | | 0.30 | 2,663 | Cut Sheet 6 |
| Air Curtain (open reach-in case retrofitted with doors)** | Comp. 1 & 2 kWh | Period (days) | kWh/day | kW | | | Total kW | Annual kWh | |
| | 1299 | 25 | 52 | 2.17 | | | 2.17 | 18,965 | See "WG 6522_Lake Zurich Retrofit Report.pdf" |
| 12' Frozen Food Case - Retrofitted | | | | | | | | | |
| Lighting | Watts/lamp | Qty | Total Watts | kW | Interactive Factor kW (50%) | Interactive Factor kWh (50%) | Total kW | Annual kWh | |
| Optimax 72" LED strip, center - 28 watts | 28 | 4 | 112 | 0.11 | 0.06 | 365 | 0.17 | 1,096 | Cut Sheet 4 |
| Optimax 72" LED strip, ends - 14 watts | 14 | 4 | 56 | 0.06 | 0.03 | 183 | 0.08 | 548 | Cut Sheet 5 |
| Fan Motors (operate 8760 hrs/yr) | Watts | Qty | Total Watts | kW | | | Total kW | Annual kWh | |
| Morrill Motors - Arktic.59 1/20hp | 38 | 7 | 266 | 0.27 | | | 0.27 | 2,330 | Cut Sheet 6 |
| | | | | | | | Total kW | 3.35 | |
| | | | | | | | Total Annual kWh | 27,958 | |

* Compressor energy use was monitored for 32 days on the beverage case without doors. The compressors were found to use 161 kWh/day. The annual energy use was calculated to be 58,765k Wh. See the document "WG 6522_Lake Zurich Retrofit Report.pdf".

** Compressor energy use was monitored for 28 days on the beverage case with new doors installed. The compressors were found to use 52 kWh/day. The annual energy use was calculated to be 18,965 kWh. See the document "WG 6522_Lake Zurich Retrofit Report.pdf".

| | |
|--------------------|--------|
| kW Savings | 6.03 |
| Annual Savings kWh | 51,675 |

Customer Legal Entity Name: Walgreen Co.
Site Address: Walgreens Store # 6574
Principal Address: 5411 Leavitt Rd

| Project No. | Project Name | Narrative description of your program including, but not limited to, make, model, and year of any installed and replaced equipment: | Description of methodologies, protocols and practices used in measuring and verifying project results | What date would you have replaced your equipment if you had not replaced it early? Also, please explain briefly how you determined this future replacement date. | Please describe the less efficient new equipment that you rejected in favor of the more efficient new equipment. |
|-------------|-----------------------------|--|---|---|--|
| 1 | Refrigerated Case Retrofits | The existing reach-in beverage and frozen food cases were retrofitted to conserve energy in the store; both cases have fluorescent T8 lighting and PSC fan motors. The beverage case has an open front with an air curtain, which maintains a barrier between the refrigerated air in the case and the ambient air in the store. The beverage and frozen food cases were upgraded with new LED lighting and high-efficiency electrically-commutated fan motors. The LED lighting uses less energy than the fluorescent lighting and provides higher light levels on the refrigerated product. The ECM fan motors use less energy than the PSC motors and still provide the required amount of air flow through the case. Doors were installed on the open beverage case to significantly reduce the heat loading on the refrigeration equipment. | Please see the attached calculations "WG 6574_Refrigerated Cases Calculations.pdf". An energy study was conducted on an open beverage case at the Lake Zurich Walgreens location. The purpose of the study was to determine the energy savings from installing doors on an open beverage case. The 20' beverage case in the study is representative of the beverage cases found in all corporate Walgreens locations. See the attached document "WG 6574_Lake Zurich Retrofit Report.pdf" which determines the energy saved from enclosing the open cases with doors. | 2 to 3 years. The decision to retrofit the refrigerated cases was made to reduce energy use, increase light levels on the product, and to reduce maintenance costs. | N/A |

Docket No. 13-0208
Site: 5411 Leavitt Rd

Exhibit 2

Customer Legal Entity Name: Walgreen Co.
Site Address: Walgreens Store # 6574
Principal Address: 5411 Leavitt Rd

| | Unadjusted Usage, kwh (A) | Weather Adjusted Usage, kwh (B) | Weather Adjusted Usage with Energy Efficiency Addbacks, kwh (c) <i>Note 1</i> |
|----------------|------------------------------|------------------------------------|---|
| 2011 | 588,000 | 588,000 | 588,000 |
| Average | 588,000 | 588,000 | 588,000 |

| Project Number | Project Name | In-Service Date | Project Cost \$ | 50% of Project Cost \$ | KWh Saved/Year (D) counting towards utility compliance | KWh Saved/Year (E) eligible for incentive | Utility Peak Demand Reduction Contribution, KW (F) | Prescriptive Rebate Amount (G) \$ | Eligible Rebate Amount (H) \$ <small>Note 2</small> | Commitment Payment \$ |
|----------------|-----------------------------|-----------------|-----------------|------------------------|--|---|--|-----------------------------------|--|-----------------------|
| 1 | Refrigerated Case Retrofits | 09/07/2012 | \$10,129 | \$5,065 | 52,347 | 52,347 | 6 | \$4,188 | \$3,141 | |
| | | | | | - | - | - | | | |
| | | | | | - | - | - | | | |
| | | | | | - | - | - | | | |
| | | | | | - | - | - | | | |
| | | | | | - | - | - | | | |
| | | | | | - | - | - | | | |
| | | | | | - | - | - | | | |
| | | | | | - | - | - | | | |
| | | | | | - | - | - | | | |
| | | | | | - | - | - | | | |
| | | | | | - | - | - | | | |
| | | | | | - | - | - | | | |
| | | | | | - | - | - | | | |
| | | | | | - | - | - | | | |
| | | | | | - | - | - | | | |
| | | | | | - | - | - | | | |
| | | | | | - | - | - | | | |
| | | | | | - | - | - | | | |
| | | | | | - | - | - | | | |
| | | | | | - | - | - | | | |
| | | | | | - | - | - | | | |
| | | | | | - | - | - | | | |
| | | | | | - | - | - | | | |
| | | | | | - | - | - | | | |
| | | | | | - | - | - | | | |
| | | | | | - | - | - | | | |
| | | | | | - | - | - | | | |
| | | | | | - | - | - | | | |
| | | | | | - | - | - | | | |
| | | | | | - | - | - | | | |
| | | | | | - | - | - | | | |
| | | | | | - | - | - | | | |
| | | | | | - | - | - | | | |
| | | | | | - | - | - | | | |
| | | | | | - | - | - | | | |
| | | | | | - | - | - | | | |
| | | | | | - | - | - | | | |
| | | | | | - | - | - | | | |
| | | | | | - | - | - | | | |
| | | | | | - | - | - | | | |
| | | | | | - | - | - | | | |
| | | | | | - | - | - | | | |
| | | | | | - | - | - | | | |
| | | | | | - | - | - | | | |
| | | | | | - | - | - | | | |
| | | | | | - | - | - | | | |
| | | | | | - | - | - | | | |
| | | | | | - | - | - | | | |
| | | | | | - | - | - | | | |
| | | | | | - | - | - | | | |
| | | | | | - | - | - | | | |
| | | | | | - | - | - | | | |
| | | | | | - | - | - | | | |
| | | | | | - | - | - | | | |
| | | | | | - | - | - | | | |
| | | | | | - | - | - | | | |
| | | | | | - | - | - | | | |
| | | | | | - | - | - | | | |
| | | | | | - | - | - | | | |
| | | | | | - | - | - | | | |
| | | | | | - | - | - | | | |
| | | | | | - | - | - | | | |
| | | | | | - | - | - | | | |
| | | | | | - | - | - | | | |
| | | | | | - | - | - | | | |
| | | | | | - | - | - | | | |
| | | | | | - | - | - | | | |
| | | | | | - | - | - | | | |
| | | | | | - | - | - | | | |
| | | | | | - | - | - | | | |
| | | | | | - | - | - | | | |
| | | | | | - | - | - | | | |
| | | | | | - | - | - | | | |
| | | | | | - | - | - | | | |
| | | | | | - | - | - | | | |
| | | | | | - | - | - | | | |
| | | | | | - | - | - | | | |
| | | | | | - | - | - | | | |
| | | | | | - | - | - | | | |
| | | | | | - | - | - | | | |
| | | | | | - | - | - | | | |
| | | | | | - | - | - | | | |
| | | | | | - | - | - | | | |
| | | | | | - | - | - | | | |
| | | | | | - | - | - | | | |
| | | | | | - | - | - | | | |
| | | | | | - | - | - | | | |
| | | | | | - | - | - | | | |
| | | | | | - | - | - | | | |
| | | | | | - | - | - | | | |
| | | | | | - | - | - | | | |
| | | | | | - | - | - | | | |
| | | | | | - | - | - | | | |
| | | | | | - | - | - | | | |
| | | | | | - | - | - | | | |
| | | | | | - | - | - | | | |
| | | | | | - | - | - | | | |
| | | | | | - | - | - | | | |
| | | | | | - | - | - | | | |
| | | | | | - | - | - | | | |
| | | | | | - | - | - | | | |
| | | | | | - | - | - | | | |
| | | | | | - | - | - | | | |
| | | | | | - | - | - | | | |
| | | | | | - | - | - | | | |
| | | | | | - | - | - | | | |

Docket No. 13-0208
Site: 5411 Leavitt Rd

Notes

(1) Customer's usage is adjusted to account for the effects of the energy efficiency programs included in this application. When applicable, such adjustments are prorated to the in-service date to account for partial year savings.

(2) The eligible rebate amount is based upon 75% of the rebates offered by the FirstEnergy Commercial and Industrial Energy Efficiency programs or 75% of \$0.08/kWh for custom programs for all energy savings eligible for a cash rebate as defined in the PUCO order in Case NO.10-834-EL-EEC dated 9/15/2010, not to exceed the lesser of 50% of the project cost or \$250,000 per project. The rebate also cannot exceed \$500,000 per customer per year, per utility service territory.

Exhibit 3 Utility Cost Test

UCT = Utility Avoided Costs / Utility Costs

| Project | Total Annual Savings, MWh (A) | Utility Avoided Cost \$/MWh (B) | Utility Avoided Cost \$ (C) | Utility Cost \$ (D) | Cash Rebate \$ (E) | Administrator Variable Fee \$ (F) | Total Utility Cost \$ (G) | UCT (H) |
|--------------|----------------------------------|------------------------------------|--------------------------------|------------------------|-----------------------|--------------------------------------|------------------------------|------------|
| 1 | 52 | \$ 308 | \$ 16,138 | \$ 4,050 | \$3,141 | \$523 | \$ 7,714 | 2.1 |
| Total | 52 | \$ 308 | 16,138 | 4,050 | \$3,141 | \$523 | 7,714 | 2.1 |

Notes

- (A) From Exhibit 2, = kWh saved / 1000
- (B) This value represents avoided energy costs (wholesale energy prices) from the Department of Energy, Energy Information Administration's 2009 Annual Energy Outlook (AEO) low oil prices case. The AEO represents a national average energy price, so for a better representation of the energy price that Ohio customers would see, a Cinergy Hub equivalent price was derived by applying a ratio based on three years of historic national average and Cinergy Hub prices. This value is consistent with avoided cost assumptions used in EE&PDR Program Portfolio and Initial Benchmark Report, filed Dec 15, 2009 (See Section 8.1, paragraph a).
- (C) = (A) * (B)
- (D) Represents the utility's costs incurred for self-directed mercantile applications for applications filed and applications in progress. Includes incremental costs of legal fees, fixed administrative expenses, etc.
- (E) This is the amount of the cash rebate paid to the customer for this project.
- (F) Based on approximate Administrator's variable compensation for purposes of calculating the UCT, actual compensation may be less.
- (G) = (D) + (E) + (F)
- (H) = (C) / (G)

Walgreen Co. ~ Walgreens Store # 6574
Docket No. 13-0208

Site: 5411 Leavitt Rd



Ohio Edison • The Illuminating Company • Toledo Edison

Mercantile Customer Program - Custom Project Rebate Calculator

| | |
|---------------------------------|---|
| Project Name and Number: | Project 1 - Refrigerated Case Retrofits |
| Site Name: | Walgreens Store #6574 |
| Completed by (Name): | Anthony International |
| Date completed: | 9/7/2012 |

| Energy Conservation Measure | Annual Energy Savings kWh | Eligible Prescriptive Rebate Amount kWh * \$0.08 |
|---|---------------------------|--|
| Refrigerated Case Retrofits | 52,347 | 4187.76 |
| | | |
| | | |
| | | |
| | | |
| | | |
| | | |
| | | |
| | | |
| | | |
| | | |
| | | |
| Total Project Energy Savings kWh | 52,347 | |
| Total Custom Prescriptive Rebate Amount \$ | | \$ 4,187.76 |

Notes about this rebate calculation:

The existing refrigerated cases were retrofitted to reduce energy use in the store. The beverage cases were upgraded with LED lighting, ECM fans, and were closed in with new doors. The frozen food cases were upgraded with new solid state LED lighting. Please see the attached energy calculations "WG 6574_Refrigerated Cases Calculations.pdf".



[FIND A STORE](#)
[Browse by state](#)
REFINE BY SERVICE
[Show More](#)

Walgreens

5411 LEAVITT RD

Lorain OH 44053

440-960-7225

Store #: 6574

Northeast corner of Leavitt Rd & Cooper-Foster Park Rd

[MAKE THIS MY STORE](#)

[Back to Results](#) | [Other Nearby Stores](#) | [Directions](#)

Shop | Photo

Mon - Fri Open 24 hours
Sat Open 24 hours
Sun Open 24 hours

Pharmacy

Mon - Fri Open 24 hours
Sat Open 24 hours
Sun Open 24 hours

Take Care Clinic

Mon - Fri 8AM - 7:30PM
Sat 9:30AM - 5PM
Sun 9:30AM - 5PM

Holiday hours may differ from our regular store hours.

Services

Shop

- Open 24 hours
- Redbox DVD rental
- Online Ordering
- Propane Gas Exchange
- View Weekly Ad
- Print Store Coupons

Pharmacy

- Order Prescriptions
- Drive-Thru pharmacy
- Immunizations⁴
- Medication Compounding
- Health Tests¹
- Pharmacy Staff at this location

Take Care Clinic

- Take Care Clinic

Photo

- Photo Same Day Pickup
- Make Photo Prints
- Create Photo Cards
- Create Photo Gifts
- Printer Cartridge Refills
- Film Roll Processing



**Meet Store
Pharmacy
Team**

Health Tests⁵

Available every day!
 Wellness Pack **\$65** - NEW!
 Body Composition **\$15** - NEW!
 Full Cholesterol Panel Test **\$35**
 Total Cholesterol & HDL Test **\$30**
 Blood Glucose Test **\$20**
 A1C Test **\$35**

Vaccinations

Walk in any time or

20' Medium Temperature Reach-in Beverage Case - Existing

| | | | | | | |
|--|-----------------|---------------|------------------|----------|------------|---|
| Lighting | Watts | Qty | Total Watts | Total kW | Annual kWh | |
| GE (1) 58 watt 60" T8 fluorescent w/electronic ballast | 59 | 10 | 590 | 0.59 | 5,168 | Cut Sheet 1 |
| Fan Motors (operate 8760 hrs/yr) | Watts/motor | Qty | Total Watts | Total kW | Annual kWh | |
| Fasco 208V 1/20hp PSC fan motor | 106.1 | 8 | 849 | 0.85 | 7,435 | Cut Sheet 2 |
| Air Curtain (open reach-in case without doors)* | Comp. 1 & 2 kWh | Period (days) | kWh/day | Total kW | Annual kWh | |
| | 5161 | 32 | 161 | 6.72 | 58,765 | See "WG 6574_Lake Zurich Retrofit Report.pdf" |
| 12' Frozen Food Case - Existing | | | | | | |
| Lighting | Watts | Qty | Total Watts | Total kW | Annual kWh | |
| GE (1) 58 watt 60" T8 fluorescent w/electronic ballast | 59 | 8 | 472 | 0.47 | 4,135 | Cut Sheet 3 |
| Fan Motors (operate 8760 hrs/yr) | Watts/motor | Qty | Total Watts | Total kW | Annual kWh | |
| Fasco 208V 1/20hp PSC fan motor | 106.1 | 7 | 743 | 0.74 | 6,506 | Cut Sheet 2 |
| | | | Total kW | 9.37 | | |
| | | | Total Annual kWh | 82,010 | | |

20' Medium Temperature Beverage Case - Retrofitted

| | | | | | | | | | |
|---|-----------------|---------------|-------------|------|--------------------------------|----------------------------------|------------------|------------|---|
| Lighting | Watts/strip | Qty | Total Watts | kW | Interactive Factor kW (29%) | Interactive Savings kWh (29%) | Total kW | Annual kWh | |
| Optimax 72" LED strip, center - 28 watts | 28 | 10 | 280 | 0.28 | 0.08 | 711 | 0.36 | 3,164 | Cut Sheet 4 |
| Fan Motors (operate 8760 hrs/yr) | Watts | Qty | Total Watts | kW | | | Total kW | Annual kWh | |
| Morrill Motors - Arktic.59 1/20hp | 38 | 8 | 304 | 0.30 | | | 0.30 | 2,663 | Cut Sheet 6 |
| Air Curtain (open reach-in case retrofitted with doors)** | Comp. 1 & 2 kWh | Period (days) | kWh/day | kW | | | Total kW | Annual kWh | |
| | 1299 | 25 | 52 | 2.17 | | | 2.17 | 18,965 | See "WG 6574_Lake Zurich Retrofit Report.pdf" |
| 12' Frozen Food Case - Retrofitted | | | | | | | | | |
| Lighting | Watts/lamp | Qty | Total Watts | kW | Interactive Factor kW (50%) | Interactive Factor kWh (50%) | Total kW | Annual kWh | |
| Optimax 72" LED strip, center - 28 watts | 28 | 4 | 112 | 0.11 | 0.06 | 491 | 0.17 | 1,472 | Cut Sheet 4 |
| Optimax 72" LED strip, ends - 14 watts | 14 | 4 | 56 | 0.06 | 0.03 | 245 | 0.08 | 736 | Cut Sheet 5 |
| Fan Motors (operate 8760 hrs/yr) | Watts | Qty | Total Watts | kW | | | Total kW | Annual kWh | |
| Morrill Motors - Arktic.59 1/20hp | 38 | 8 | 304 | 0.30 | | | 0.30 | 2,663 | Cut Sheet 6 |
| | | | | | | | Total kW | 3.39 | |
| | | | | | | | Total Annual kWh | 29,663 | |

* Compressor energy use was monitored for 32 days on the beverage case without doors. The compressors were found to use 161 kWh/day. The annual energy use was calculated to be 58,765k Wh. See the document "WG 6574_Lake Zurich Retrofit Report.pdf".

** Compressor energy use was monitored for 28 days on the beverage case with new doors installed. The compressors were found to use 52 kWh/day. The annual energy use was calculated to be 18,965 kWh. See the document "WG 6574_Lake Zurich Retrofit Report.pdf".

Exhibit 1

Customer Legal Entity Name: Walgreen Co.

Site Address: Walgreens Store # 7719

Principal Address: 663 E. Aurora Rd

| Project No. | Project Name | Narrative description of your program including, but not limited to, make, model, and year of any installed and replaced equipment: | Description of methodologies, protocols and practices used in measuring and verifying project results | What date would you have replaced your equipment if you had not replaced it early? Also, please explain briefly how you determined this future replacement date. | Please describe the less efficient new equipment that you rejected in favor of the more efficient new equipment. |
|-------------|-----------------------------|--|---|---|--|
| 1 | Refrigerated Case Retrofits | The existing reach-in beverage and frozen food cases were retrofitted to conserve energy in the store; both cases have fluorescent T8 lighting and PSC fan motors. The beverage case has an open front with an air curtain, which maintains a barrier between the refrigerated air in the case and the ambient air in the store. The beverage and frozen food cases were upgraded with new LED lighting and high-efficiency electrically-commutated fan motors. The LED lighting uses less energy than the fluorescent lighting and provides higher light levels on the refrigerated product. The ECM fan motors use less energy than the PSC motors and still provide the required amount of air flow through the case. Doors were installed on the open beverage case to significantly reduce the heat loading on the refrigeration equipment. | Please see the attached calculations "WG 7719_Refrigerated Cases Calculations.pdf". An energy study was conducted on an open beverage case at the Lake Zurich Walgreens location. The purpose of the study was to determine the energy savings from installing doors on an open beverage case. The 20' beverage case in the study is representative of the beverage cases found in all corporate Walgreens locations. See the attached document "WG 7719_Lake Zurich Retrofit Report.pdf" which determines the energy saved from enclosing the open cases with doors. | 2 to 3 years. The decision to retrofit the refrigerated cases was made to reduce energy use, increase light levels on the product, and to reduce maintenance costs. | N/A |

Docket No. 13-0208

Site: 663 E. Aurora Rd

Exhibit 2

Customer Legal Entity Name: Walgreen Co.
Site Address: Walgreens Store # 7719
Principal Address: 663 E. Aurora Rd

| | Unadjusted Usage, kwh (A) | Weather Adjusted Usage, kwh (B) | Weather Adjusted Usage with Energy Efficiency Addbacks, kwh (c) <i>Note 1</i> |
|----------------|------------------------------|------------------------------------|---|
| 2011 | 237,120 | 237,120 | 237,120 |
| Average | 237,120 | 237,120 | 237,120 |

| Project Number | Project Name | In-Service Date | Project Cost \$ | 50% of Project Cost \$ | KWh Saved/Year (D) counting towards utility compliance | KWh Saved/Year (E) eligible for incentive | Utility Peak Demand Reduction Contribution, KW (F) | Prescriptive Rebate Amount (G) \$ | Eligible Rebate Amount (H) \$ <i>Note 2</i> | Commitment Payment \$ |
|----------------|-----------------------------|-----------------|-----------------|------------------------|--|---|--|-----------------------------------|--|-----------------------|
| 1 | Refrigerated Case Retrofits | 09/12/2012 | \$10,129 | \$5,065 | 51,198 | 51,198 | 6 | \$4,096 | \$3,072 | |
| | | | | | - | - | - | | | |
| | | | | | - | - | - | | | |
| | | | | | - | - | - | | | |
| | | | | | - | - | - | | | |
| | | | | | - | - | - | | | |
| | | | | | - | - | - | | | |
| | | | | | - | - | - | | | |
| | | | | | - | - | - | | | |
| | | | | | - | - | - | | | |
| | | | | | - | - | - | | | |
| | | | | | - | - | - | | | |
| | | | | | - | - | - | | | |
| | | | | | - | - | - | | | |
| | | | | | - | - | - | | | |
| | | | | | - | - | - | | | |
| | | | | | - | - | - | | | |
| | | | | | - | - | - | | | |
| | | | | | - | - | - | | | |
| | | | | | - | - | - | | | |
| | | | | | - | - | - | | | |
| | | | | | - | - | - | | | |
| | | | | | - | - | - | | | |
| | | | | | - | - | - | | | |
| | | | | | - | - | - | | | |
| | | | | | - | - | - | | | |
| | | | | | - | - | - | | | |
| | | | | | - | - | - | | | |
| | | | | | - | - | - | | | |
| | | | | | - | - | - | | | |
| | | | | | - | - | - | | | |
| | | | | | - | - | - | | | |
| | | | | | - | - | - | | | |
| | | | | | - | - | - | | | |
| | | | | | - | - | - | | | |
| | | | | | - | - | - | | | |
| | | | | | - | - | - | | | |
| | | | | | - | - | - | | | |
| | | | | | - | - | - | | | |
| | | | | | - | - | - | | | |
| | | | | | - | - | - | | | |
| | | | | | - | - | - | | | |
| | | | | | - | - | - | | | |
| | | | | | - | - | - | | | |
| | | | | | - | - | - | | | |
| | | | | | - | - | - | | | |
| | | | | | - | - | - | | | |
| | | | | | - | - | - | | | |
| | | | | | - | - | - | | | |
| | | | | | - | - | - | | | |
| | | | | | - | - | - | | | |
| | | | | | - | - | - | | | |
| | | | | | - | - | - | | | |
| | | | | | - | - | - | | | |
| | | | | | - | - | - | | | |
| | | | | | - | - | - | | | |
| | | | | | - | - | - | | | |
| | | | | | - | - | - | | | |
| | | | | | - | - | - | | | |
| | | | | | - | - | - | | | |
| | | | | | - | - | - | | | |
| | | | | | - | - | - | | | |
| | | | | | - | - | - | | | |
| | | | | | - | - | - | | | |
| | | | | | - | - | - | | | |
| | | | | | - | - | - | | | |
| | | | | | - | - | - | | | |
| | | | | | - | - | - | | | |
| | | | | | - | - | - | | | |
| | | | | | - | - | - | | | |
| | | | | | - | - | - | | | |
| | | | | | - | - | - | | | |
| | | | | | - | - | - | | | |
| | | | | | - | - | - | | | |
| | | | | | - | - | - | | | |
| | | | | | - | - | - | | | |
| | | | | | - | - | - | | | |
| | | | | | - | - | - | | | |
| | | | | | - | - | - | | | |
| | | | | | - | - | - | | | |
| | | | | | - | - | - | | | |
| | | | | | - | - | - | | | |
| | | | | | - | - | - | | | |
| | | | | | - | - | - | | | |
| | | | | | - | - | - | | | |
| | | | | | - | - | - | | | |
| | | | | | - | - | - | | | |
| | | | | | - | - | - | | | |
| | | | | | - | - | - | | | |
| | | | | | - | - | - | | | |
| | | | | | - | - | - | | | |
| | | | | | - | - | - | | | |
| | | | | | - | - | - | | | |
| | | | | | - | - | - | | | |
| | | | | | - | - | - | | | |
| | | | | | - | - | - | | | |
| | | | | | - | - | - | | | |
| | | | | | - | - | - | | | |
| | | | | | - | - | - | | | |
| | | | | | - | - | - | | | |
| | | | | | - | - | - | | | |
| | | | | | - | - | - | | | |
| | | | | | - | - | - | | | |
| | | | | | - | - | - | | | |
| | | | | | - | - | - | | | |
| | | | | | - | - | - | | | |
| | | | | | - | - | - | | | |
| </ | | | | | | | | | | |

Docket No. 13-0208
Site: 663 E. Aurora Rd

Notes

(1) Customer's usage is adjusted to account for the effects of the energy efficiency programs included in this application. When applicable, such adjustments are prorated to the in-service date to account for partial year savings.

(2) The eligible rebate amount is based upon 75% of the rebates offered by the FirstEnergy Commercial and Industrial Energy Efficiency programs or 75% of \$0.08/kWh for custom programs for all energy savings eligible for a cash rebate as defined in the PUCO order in Case NO.10-834-EL-EEC dated 9/15/2010, not to exceed the lesser of 50% of the project cost or \$250,000 per project. The rebate also cannot exceed \$500,000 per customer per year, per utility service territory.

Exhibit 3 Utility Cost Test

UCT = Utility Avoided Costs / Utility Costs

| Project | Total Annual Savings, MWh (A) | Utility Avoided Cost \$/MWh (B) | Utility Avoided Cost \$ (C) | Utility Cost \$ (D) | Cash Rebate \$ (E) | Administrator Variable Fee \$ (F) | Total Utility Cost \$ (G) | UCT (H) |
|--------------|----------------------------------|------------------------------------|--------------------------------|------------------------|-----------------------|--------------------------------------|------------------------------|------------|
| 1 | 51 | \$ 308 | \$ 15,783 | \$ 4,050 | \$3,072 | \$512 | \$ 7,634 | 2.1 |
| Total | 51 | \$ 308 | 15,783 | 4,050 | \$3,072 | \$512 | 7,634 | 2.1 |

Notes

- (A) From Exhibit 2, = kWh saved / 1000
- (B) This value represents avoided energy costs (wholesale energy prices) from the Department of Energy, Energy Information Administration's 2009 Annual Energy Outlook (AEO) low oil prices case. The AEO represents a national average energy price, so for a better representation of the energy price that Ohio customers would see, a Cinergy Hub equivalent price was derived by applying a ratio based on three years of historic national average and Cinergy Hub prices. This value is consistent with avoided cost assumptions used in EE&PDR Program Portfolio and Initial Benchmark Report, filed Dec 15, 2009 (See Section 8.1, paragraph a).
- (C) = (A) * (B)
- (D) Represents the utility's costs incurred for self-directed mercantile applications for applications filed and applications in progress. Includes incremental costs of legal fees, fixed administrative expenses, etc.
- (E) This is the amount of the cash rebate paid to the customer for this project.
- (F) Based on approximate Administrator's variable compensation for purposes of calculating the UCT, actual compensation may be less.
- (G) = (D) + (E) + (F)
- (H) = (C) / (G)

Walgreen Co. ~ Walgreens Store # 7719
Docket No. 13-0208

Site: 663 E. Aurora Rd



Ohio Edison • The Illuminating Company • Toledo Edison

Mercantile Customer Program - Custom Project Rebate Calculator

| | |
|---------------------------------|---|
| Project Name and Number: | Project 1 - Refrigerated Case Retrofits |
| Site Name: | Walgreens Store #7719 |
| Completed by (Name): | Anthony |
| Date completed: | 10/10/2012 |

| Energy Conservation Measure | Annual Energy Savings kWh | Eligible Prescriptive Rebate Amount kWh * \$0.08 |
|---|---------------------------|--|
| Refrigerated Case Retrofits | 51,198 | 4095.84 |
| | | |
| | | |
| | | |
| | | |
| | | |
| | | |
| | | |
| | | |
| | | |
| | | |
| | | |
| | | |
| Total Project Energy Savings kWh | 51,198 | |
| Total Custom Prescriptive Rebate Amount \$ | \$ | 4,095.84 |

Notes about this rebate calculation:

The existing refrigerated cases were retrofitted to reduce energy use in the store. The beverage cases were upgraded with LED lighting, ECM fans, and were closed in with new doors. The frozen food cases were upgraded with new solid state LED lighting. Please see the attached energy calculations "WG 7719_Refrigerated Cases Calculations.pdf".



[FIND A STORE](#)

REFINE BY SERVICE
[Show More](#)

Walgreens

663 E AURORA RD

Macedonia OH 44056

330-468-4800

Store #: 7719

*Northwest corner of Summer/Valley View Road & Route 82
(Aurora Road)*
[MAKE THIS MY STORE](#)
[Back to Results](#) | [Other Nearby Stores](#) | [Directions](#)

Shop | Photo

Mon - Fri 7AM - 10PM

Sat 7AM - 10PM

Sun 7AM - 10PM

Pharmacy

Mon - Fri 9AM - 9PM

Sat 9AM - 6PM

Sun 10AM - 6PM

Holiday hours may differ from our regular store hours.

Services

Shop

- Online Ordering
- Home Medical Equipment
- View Weekly Ad
- Print Store Coupons

Pharmacy

- Order Prescriptions
- Drive-Thru pharmacy
- Immunizations⁴
- Medication Compounding
- Pharmacy Staff at this location

Photo

- Photo Same Day Pickup
- Make Photo Prints
- Create Photo Cards
- Create Photo Gifts
- Printer Cartridge Refills
- Film Roll Processing



**Meet Store
Pharmacy
Team**

Vaccinations

[Walk in any time or](#)
[Schedule an appointment online](#)

¹ This service is not available in all areas. Selecting more than one service may limit your results. Health tests include full cholesterol panel, total cholesterol and HDL, blood glucose, A1C and body composition.

² Call 1-866-WAG-YESS (1-866-924-9377) for more information.

³ Walgreens Home Health Care provides an expanded selection of products that includes: Lift Chairs, Scooters, Ostomy, Mastectomy and Diabetic Footwear to name a few. We have dedicated

| | | | |
|---|--------------------------|------|----------|
| Walgreens Store #7719 - Refrigerated Food Case Upgrades | Store Hours of Operation | 5460 | 1/9/2013 |
|---|--------------------------|------|----------|

20' Medium Temperature Reach-in Beverage Case - Existing

| | | | | | | |
|--|-----------------|---------------|------------------|----------|------------|---|
| Lighting | Watts | Qty | Total Watts | Total kW | Annual kWh | |
| GE (1) 58 watt 60" T8 fluorescent w/electronic ballast | 59 | 10 | 590 | 0.59 | 3,221 | Cut Sheet 1 |
| Fan Motors (operate 8760 hrs/yr) | Watts/motor | Qty | Total Watts | Total kW | Annual kWh | |
| Fasco 208V 1/20hp PSC fan motor | 106.1 | 8 | 849 | 0.85 | 7,435 | Cut Sheet 2 |
| Air Curtain (open reach-in case without doors)* | Comp. 1 & 2 kWh | Period (days) | kWh/day | Total kW | Annual kWh | |
| | 5161 | 32 | 161 | 6.72 | 58,765 | See "WG 7719_Lake Zurich Retrofit Report.pdf" |
| 12' Frozen Food Case - Existing | | | | | | |
| Lighting | Watts | Qty | Total Watts | Total kW | Annual kWh | |
| GE (1) 58 watt 60" T8 fluorescent w/electronic ballast | 59 | 8 | 472 | 0.47 | 2,577 | Cut Sheet 3 |
| Fan Motors (operate 8760 hrs/yr) | Watts/motor | Qty | Total Watts | Total kW | Annual kWh | |
| Fasco 208V 1/20hp PSC fan motor | 106.1 | 7 | 743 | 0.74 | 6,506 | Cut Sheet 2 |
| | | | Total kW | 9.37 | | |
| | | | Total Annual kWh | 78,505 | | |

20' Medium Temperature Beverage Case - Retrofitted

| | | | | | | | | | |
|---|-----------------|---------------|-------------|------|--------------------------------|----------------------------------|------------------|------------|---|
| Lighting | Watts/strip | Qty | Total Watts | kW | Interactive Factor kW (29%) | Interactive Savings kWh (29%) | Total kW | Annual kWh | |
| Optimax 72" LED strip, center - 28 watts | 28 | 10 | 280 | 0.28 | 0.08 | 443 | 0.36 | 1,972 | Cut Sheet 4 |
| Fan Motors (operate 8760 hrs/yr) | Watts | Qty | Total Watts | kW | | | Total kW | Annual kWh | |
| Morrill Motors - Arktic.59 1/20hp | 38 | 8 | 304 | 0.30 | | | 0.30 | 2,663 | Cut Sheet 6 |
| Air Curtain (open reach-in case retrofitted with doors)** | Comp. 1 & 2 kWh | Period (days) | kWh/day | kW | | | Total kW | Annual kWh | |
| | 1299 | 25 | 52 | 2.17 | | | 2.17 | 18,965 | See "WG 7719_Lake Zurich Retrofit Report.pdf" |
| 12' Frozen Food Case - Retrofitted | | | | | | | | | |
| Lighting | Watts/lamp | Qty | Total Watts | kW | Interactive Factor kW (50%) | Interactive Factor kWh (50%) | Total kW | Annual kWh | |
| Optimax 72" LED strip, center - 28 watts | 28 | 4 | 112 | 0.11 | 0.06 | 306 | 0.17 | 917 | Cut Sheet 4 |
| Optimax 72" LED strip, ends - 14 watts | 14 | 4 | 56 | 0.06 | 0.03 | 153 | 0.08 | 459 | Cut Sheet 5 |
| Fan Motors (operate 8760 hrs/yr) | Watts | Qty | Total Watts | kW | | | Total kW | Annual kWh | |
| Morrill Motors - Arktic.59 1/20hp | 38 | 7 | 266 | 0.27 | | | 0.27 | 2,330 | Cut Sheet 6 |
| | | | | | | | Total kW | 3.35 | |
| | | | | | | | Total Annual kWh | 27,307 | |

* Compressor energy use was monitored for 32 days on the beverage case without doors. The compressors were found to use 161 kWh/day. The annual energy use was calculated to be 58,765k Wh. See the document "WG 7719_Lake Zurich Retrofit Report.pdf".

** Compressor energy use was monitored for 28 days on the beverage case with new doors installed. The compressors were found to use 52 kWh/day. The annual energy use was calculated to be 18,965 kWh. See the document "WG 7719_Lake Zurich Retrofit Report.pdf".

| | |
|--------------------|--------|
| kW Savings | 6.03 |
| Annual Savings kWh | 51,198 |

Customer Legal Entity Name: Walgreen Co.
Site Address: Walgreens Store # 7861
Principal Address: 30 W. McKinley Way

| Project No. | Project Name | Narrative description of your program including, but not limited to, make, model, and year of any installed and replaced equipment: | Description of methodologies, protocols and practices used in measuring and verifying project results | What date would you have replaced your equipment if you had not replaced it early? Also, please explain briefly how you determined this future replacement date. | Please describe the less efficient new equipment that you rejected in favor of the more efficient new equipment. |
|-------------|-----------------------------|--|---|---|--|
| 1 | Refrigerated Case Retrofits | The existing reach-in beverage and frozen food cases were retrofitted to conserve energy in the store; both cases have fluorescent T8 lighting and PSC fan motors. The beverage case has an open front with an air curtain, which maintains a barrier between the refrigerated air in the case and the ambient air in the store. The beverage and frozen food cases were upgraded with new LED lighting and high-efficiency electrically-commutated fan motors. The LED lighting uses less energy than the fluorescent lighting and provides higher light levels on the refrigerated product. The ECM fan motors use less energy than the PSC motors and still provide the required amount of air flow through the case. Doors were installed on the open beverage case to significantly reduce the heat loading on the refrigeration equipment. | Please see the attached calculations "WG 7861_Refrigerated Cases Calculations.pdf". An energy study was conducted on an open beverage case at the Lake Zurich Walgreens location. The purpose of the study was to determine the energy savings from installing doors on an open beverage case. The 20' beverage case in the study is representative of the beverage cases found in all corporate Walgreens locations. See the attached document "WG 7861_Lake Zurich Retrofit Report.pdf" which determines the energy saved from enclosing the open cases with doors. | 2 to 3 years. The decision to retrofit the refrigerated cases was made to reduce energy use, increase light levels on the product, and to reduce maintenance costs. | N/A |

Docket No. 13-0208
Site: 30 W. McKinley Way

Exhibit 2

Customer Legal Entity Name: Walgreen Co.
Site Address: Walgreens Store # 7861
Principal Address: 30 W. McKinley Way

| | Unadjusted Usage, kwh (A) | Weather Adjusted Usage, kwh (B) | Weather Adjusted Usage with Energy Efficiency Addbacks, kwh (c) <i>Note 1</i> |
|----------------|------------------------------|------------------------------------|---|
| 2011 | 384,960 | 384,960 | 384,960 |
| Average | 384,960 | 384,960 | 384,960 |

| Project Number | Project Name | In-Service Date | Project Cost \$ | 50% of Project Cost \$ | KWh Saved/Year (D) counting towards utility compliance | KWh Saved/Year (E) eligible for incentive | Utility Peak Demand Reduction Contribution, KW (F) | Prescriptive Rebate Amount (G) \$ | Eligible Rebate Amount (H) \$ <i>Note 2</i> | Commitment Payment \$ |
|----------------|-----------------------------|-----------------|-----------------|------------------------|--|---|--|-----------------------------------|--|-----------------------|
| 1 | Refrigerated Case Retrofits | 09/13/2012 | \$10,129 | \$5,065 | 50,702 | 50,702 | 6 | \$4,056 | \$3,042 | |
| | | | | | - | - | - | \$4,056 | | |
| | | | | | - | - | - | | | |
| | | | | | - | - | - | | | |
| | | | | | - | - | - | | | |
| | | | | | - | - | - | | | |
| | | | | | - | - | - | | | |
| | | | | | - | - | - | | | |
| | | | | | - | - | - | | | |
| | | Total | \$10,129 | | 50,702 | 50,702 | 6 | \$4,056 | \$3,042 | \$0 |

Docket No. 13-0208
Site: 30 W. McKinley Way

Notes

(1) Customer's usage is adjusted to account for the effects of the energy efficiency programs included in this application. When applicable, such adjustments are prorated to the in-service date to account for partial year savings.

(2) The eligible rebate amount is based upon 75% of the rebates offered by the FirstEnergy Commercial and Industrial Energy Efficiency programs or 75% of \$0.08/kWh for custom programs for all energy savings eligible for a cash rebate as defined in the PUCO order in Case NO.10-834-EL-EEC dated 9/15/2010, not to exceed the lesser of 50% of the project cost or \$250,000 per project. The rebate also cannot exceed \$500,000 per customer per year, per utility service territory.

Exhibit 3 Utility Cost Test

UCT = Utility Avoided Costs / Utility Costs

| Project | Total Annual Savings, MWh (A) | Utility Avoided Cost \$/MWh (B) | Utility Avoided Cost \$ (C) | Utility Cost \$ (D) | Cash Rebate \$ (E) | Administrator Variable Fee \$ (F) | Total Utility Cost \$ (G) | UCT (H) |
|--------------|----------------------------------|------------------------------------|--------------------------------|------------------------|-----------------------|--------------------------------------|------------------------------|------------|
| 1 | 51 | \$ 308 | \$ 15,630 | \$ 4,050 | \$3,042 | \$507 | \$ 7,599 | 2.1 |
| Total | 51 | \$ 308 | 15,630 | 4,050 | \$3,042 | \$507 | 7,599 | 2.1 |

Notes

- (A) From Exhibit 2, = kWh saved / 1000
- (B) This value represents avoided energy costs (wholesale energy prices) from the Department of Energy, Energy Information Administration's 2009 Annual Energy Outlook (AEO) low oil prices case. The AEO represents a national average energy price, so for a better representation of the energy price that Ohio customers would see, a Cinergy Hub equivalent price was derived by applying a ratio based on three years of historic national average and Cinergy Hub prices. This value is consistent with avoided cost assumptions used in EE&PDR Program Portfolio and Initial Benchmark Report, filed Dec 15, 2009 (See Section 8.1, paragraph a).
- (C) = (A) * (B)
- (D) Represents the utility's costs incurred for self-directed mercantile applications for applications filed and applications in progress. Includes incremental costs of legal fees, fixed administrative expenses, etc.
- (E) This is the amount of the cash rebate paid to the customer for this project.
- (F) Based on approximate Administrator's variable compensation for purposes of calculating the UCT, actual compensation may be less.
- (G) = (D) + (E) + (F)
- (H) = (C) / (G)

Walgreen Co. ~ Walgreens Store # 7861
Docket No. 13-0208

Site: 30 W. McKinley Way



Ohio Edison • The Illuminating Company • Toledo Edison

Mercantile Customer Program - Custom Project Rebate Calculator

| | |
|---------------------------------|---|
| Project Name and Number: | Project 1 - Refrigerated Case Retrofits |
| Site Name: | Walgreens Store #7861 |
| Completed by (Name): | Anthony International |
| Date completed: | 9/13/2012 |

| Energy Conservation Measure | Annual Energy Savings kWh | Eligible Prescriptive Rebate Amount kWh * \$0.08 |
|---|---------------------------|--|
| Refrigerated Case Retrofits | 50,702 | 4056.16 |
| | | |
| | | |
| | | |
| | | |
| | | |
| | | |
| | | |
| | | |
| | | |
| | | |
| | | |
| Total Project Energy Savings kWh | 50,702 | |
| Total Custom Prescriptive Rebate Amount \$ | | \$ 4,056.16 |

Notes about this rebate calculation:

The existing refrigerated cases were retrofitted to reduce energy use in the store. The beverage cases were upgraded with LED lighting, ECM fans, and were closed in with new doors. The frozen food cases were upgraded with new solid state LED lighting. Please see the attached energy calculations "WG 7861_Refrigerated Cases Calculations.pdf".



[FIND A STORE](#)
[Browse by state](#)
REFINE BY SERVICE
[Show More](#)

Walgreens

30 W MCKINLEY WAY
[MAKE THIS MY STORE](#)

Poland OH 44514

330-757-4752

Store #: 7861

Northwest corner of Sr 170 & Boardman-Poland Rd
[Back to Results](#) | [Other Nearby Stores](#) | [Directions](#)

Shop | Photo

Mon - Fri 8AM - 10PM

Sat 8AM - 10PM

Sun 8AM - 10PM

Pharmacy

Mon - Fri 9AM - 9PM

Sat 9AM - 6PM

Sun 10AM - 6PM

Holiday hours may differ from our regular store hours.

Services

Shop

- Online Ordering
- View Weekly Ad
- Print Store Coupons

Pharmacy

- Order Prescriptions
- Drive-Thru pharmacy
- Immunizations⁴
- Pharmacy Staff at this location

Photo

- Photo Same Day Pickup
- Make Photo Prints
- Create Photo Cards
- Create Photo Gifts
- Printer Cartridge Refills
- Film Roll Processing



**Meet Store
Pharmacy
Team**

Vaccinations

[Walk in any time or](#)
[Schedule an appointment online](#)

¹ This service is not available in all areas. Selecting more than one service may limit your results. Health tests include full cholesterol panel, total cholesterol and HDL, blood glucose, A1C and body composition.

² Call 1-866-WAG-YESS (1-866-924-9377) for more information.

³ Walgreens Home Health Care provides an expanded selection of products that includes: Lift Chairs, Scooters, Ostomy, Mastectomy and Diabetic Footwear to name a few. We have dedicated

specialists who are trained to measure and fit customers for our products and can bill Medicare and Medicaid for select items.

4

Vaccines subject to availability and immunizing professionals on duty. State, age and health condition related restrictions apply. Other vaccines may be available. See pharmacy for details.

5

Available to ages 18 and over at select Walgreens. Subject to availability. Test results are not for diagnostic or treatment purposes and are not conclusive as to the absence or presence of any health condition. Recipients are encouraged to report test results to their primary care physician. Consultation with patient does not constitute medical advice.

© Copyright 2013 Walgreen Co. All rights reserved.

20' Medium Temperature Reach-in Beverage Case - Existing

| | | | | | | |
|--|-----------------|---------------|------------------|----------|------------|---|
| Lighting | Watts | Qty | Total Watts | Total kW | Annual kWh | |
| GE (1) 58 watt 60" T8 fluorescent w/electronic ballast | 59 | 10 | 590 | 0.59 | 3,007 | Cut Sheet 1 |
| Fan Motors (operate 8760 hrs/yr) | Watts/motor | Qty | Total Watts | Total kW | Annual kWh | |
| Fasco 208V 1/20hp PSC fan motor | 106.1 | 8 | 849 | 0.85 | 7,435 | Cut Sheet 2 |
| Air Curtain (open reach-in case without doors)* | Comp. 1 & 2 kWh | Period (days) | kWh/day | Total kW | Annual kWh | |
| | 5161 | 32 | 161 | 6.72 | 58,765 | See "WG 7861_Lake Zurich Retrofit Report.pdf" |
| 12' Frozen Food Case - Existing | | | | | | |
| Lighting | Watts | Qty | Total Watts | Total kW | Annual kWh | |
| GE (1) 58 watt 60" T8 fluorescent w/electronic ballast | 59 | 8 | 472 | 0.47 | 2,405 | Cut Sheet 3 |
| Fan Motors (operate 8760 hrs/yr) | Watts/motor | Qty | Total Watts | Total kW | Annual kWh | |
| Fasco 208V 1/20hp PSC fan motor | 106.1 | 7 | 743 | 0.74 | 6,506 | Cut Sheet 2 |
| | | | Total kW | 9.37 | | |
| | | | Total Annual kWh | 78,118 | | |

20' Medium Temperature Beverage Case - Retrofitted

| | | | | | | | | | |
|---|-----------------|---------------|-------------|------|--------------------------------|----------------------------------|------------------|------------|---|
| Lighting | Watts/strip | Qty | Total Watts | kW | Interactive Factor kW (29%) | Interactive Savings kWh (29%) | Total kW | Annual kWh | |
| Optimax 72" LED strip, center - 28 watts | 28 | 10 | 280 | 0.28 | 0.08 | 414 | 0.36 | 1,841 | Cut Sheet 4 |
| Fan Motors (operate 8760 hrs/yr) | Watts | Qty | Total Watts | kW | | | Total kW | Annual kWh | |
| Morrill Motors - Arktic.59 1/20hp | 38 | 8 | 304 | 0.30 | | | 0.30 | 2,663 | Cut Sheet 6 |
| Air Curtain (open reach-in case retrofitted with doors)** | Comp. 1 & 2 kWh | Period (days) | kWh/day | kW | | | Total kW | Annual kWh | |
| | 1299 | 25 | 52 | 2.17 | | | 2.17 | 18,965 | See "WG 7861_Lake Zurich Retrofit Report.pdf" |
| 12' Frozen Food Case - Retrofitted | | | | | | | | | |
| Lighting | Watts/lamp | Qty | Total Watts | kW | Interactive Factor kW (50%) | Interactive Factor kWh (50%) | Total kW | Annual kWh | |
| Optimax 72" LED strip, center - 28 watts | 28 | 4 | 112 | 0.11 | 0.06 | 285 | 0.17 | 856 | Cut Sheet 4 |
| Optimax 72" LED strip, ends - 14 watts | 14 | 4 | 56 | 0.06 | 0.03 | 143 | 0.08 | 428 | Cut Sheet 5 |
| Fan Motors (operate 8760 hrs/yr) | Watts | Qty | Total Watts | kW | | | Total kW | Annual kWh | |
| Morrill Motors - Arktic.59 1/20hp | 38 | 8 | 304 | 0.30 | | | 0.30 | 2,663 | Cut Sheet 6 |
| | | | | | | | Total kW | 3.39 | |
| | | | | | | | Total Annual kWh | 27,416 | |

* Compressor energy use was monitored for 32 days on the beverage case without doors. The compressors were found to use 161 kWh/day. The annual energy use was calculated to be 58,765k Wh. See the document "WG 7861_Lake Zurich Retrofit Report.pdf".

** Compressor energy use was monitored for 28 days on the beverage case with new doors installed. The compressors were found to use 52 kWh/day. The annual energy use was calculated to be 18,965 kWh. See the document "WG 7861_Lake Zurich Retrofit Report.pdf".

Customer Legal Entity Name: Walgreen Co.
Site Address: Walgreens Store # 7865
Principal Address: 1950 Wales Rd NE

| Project No. | Project Name | Narrative description of your program including, but not limited to, make, model, and year of any installed and replaced equipment: | Description of methodologies, protocols and practices used in measuring and verifying project results | What date would you have replaced your equipment if you had not replaced it early? Also, please explain briefly how you determined this future replacement date. | Please describe the less efficient new equipment that you rejected in favor of the more efficient new equipment. |
|-------------|-----------------------------|--|---|---|--|
| 1 | Refrigerated Case Retrofits | The existing reach-in beverage and frozen food cases were retrofitted to conserve energy in the store; both cases have fluorescent T8 lighting and PSC fan motors. The beverage case has an open front with an air curtain, which maintains a barrier between the refrigerated air in the case and the ambient air in the store. The beverage and frozen food cases were upgraded with new LED lighting and high-efficiency electrically-commutated fan motors. The LED lighting uses less energy than the fluorescent lighting and provides higher light levels on the refrigerated product. The ECM fan motors use less energy than the PSC motors and still provide the required amount of air flow through the case. Doors were installed on the open beverage case to significantly reduce the heat loading on the refrigeration equipment. | Please see the attached calculations "WG 7865_Refrigerated Cases Calculations.pdf". An energy study was conducted on an open beverage case at the Lake Zurich Walgreens location. The purpose of the study was to determine the energy savings from installing doors on an open beverage case. The 20' beverage case in the study is representative of the beverage cases found in all corporate Walgreens locations. See the attached document "WG 7865_Lake Zurich Retrofit Report.pdf" which determines the energy saved from enclosing the open cases with doors. | 2 to 3 years. The decision to retrofit the refrigerated cases was made to reduce energy use, increase light levels on the product, and to reduce maintenance costs. | N/A |

Docket No. 13-0208
Site: 1950 Wales Rd NE

Exhibit 2

Customer Legal Entity Name: Walgreen Co.
Site Address: Walgreens Store # 7865
Principal Address: 1950 Wales Rd NE

| | Unadjusted Usage, kwh (A) | Weather Adjusted Usage, kwh (B) | Weather Adjusted Usage with Energy Efficiency Addbacks, kwh (c) <i>Note 1</i> |
|----------------|------------------------------|------------------------------------|---|
| 2011 | 269,280 | 269,280 | 269,280 |
| Average | 269,280 | 269,280 | 269,280 |

| Project Number | Project Name | In-Service Date | Project Cost \$ | 50% of Project Cost \$ | KWh Saved/Year (D) counting towards utility compliance | KWh Saved/Year (E) eligible for incentive | Utility Peak Demand Reduction Contribution, KW (F) | Prescriptive Rebate Amount (G) \$ | Eligible Rebate Amount (H) \$ <i>Note 2</i> | Commitment Payment \$ |
|----------------|-----------------------------|-----------------|-----------------|------------------------|--|---|--|-----------------------------------|--|-----------------------|
| 1 | Refrigerated Case Retrofits | 09/18/2012 | \$9,999 | \$5,000 | 49,842 | 49,842 | 6 | \$3,987 | \$2,990 | |
| | | | | | - | - | - | | | |
| | | | | | - | - | - | | | |
| | | | | | - | - | - | | | |
| | | | | | - | - | - | | | |
| | | | | | - | - | - | | | |
| | | | | | - | - | - | | | |
| | | Total | \$9,999 | | 49,842 | 49,842 | 6 | \$3,987 | \$2,990 | \$0 |

Docket No. 13-0208
Site: 1950 Wales Rd NE

Notes

(1) Customer's usage is adjusted to account for the effects of the energy efficiency programs included in this application. When applicable, such adjustments are prorated to the in-service date to account for partial year savings.

(2) The eligible rebate amount is based upon 75% of the rebates offered by the FirstEnergy Commercial and Industrial Energy Efficiency programs or 75% of \$0.08/kWh for custom programs for all energy savings eligible for a cash rebate as defined in the PUCO order in Case NO.10-834-EL-EEC dated 9/15/2010, not to exceed the lesser of 50% of the project cost or \$250,000 per project. The rebate also cannot exceed \$500,000 per customer per year, per utility service territory.

Exhibit 3 Utility Cost Test

UCT = Utility Avoided Costs / Utility Costs

| Project | Total Annual Savings, MWh (A) | Utility Avoided Cost \$/MWh (B) | Utility Avoided Cost \$ (C) | Utility Cost \$ (D) | Cash Rebate \$ (E) | Administrator Variable Fee \$ (F) | Total Utility Cost \$ (G) | UCT (H) |
|--------------|----------------------------------|------------------------------------|--------------------------------|------------------------|-----------------------|--------------------------------------|------------------------------|------------|
| 1 | 50 | \$ 308 | \$ 15,365 | \$ 4,050 | \$2,990 | \$498 | \$ 7,539 | 2.0 |
| Total | 50 | \$ 308 | 15,365 | 4,050 | \$2,990 | \$498 | 7,539 | 2.0 |

Notes

- (A) From Exhibit 2, = kWh saved / 1000
- (B) This value represents avoided energy costs (wholesale energy prices) from the Department of Energy, Energy Information Administration's 2009 Annual Energy Outlook (AEO) low oil prices case. The AEO represents a national average energy price, so for a better representation of the energy price that Ohio customers would see, a Cinergy Hub equivalent price was derived by applying a ratio based on three years of historic national average and Cinergy Hub prices. This value is consistent with avoided cost assumptions used in EE&PDR Program Portfolio and Initial Benchmark Report, filed Dec 15, 2009 (See Section 8.1, paragraph a).
- (C) = (A) * (B)
- (D) Represents the utility's costs incurred for self-directed mercantile applications for applications filed and applications in progress. Includes incremental costs of legal fees, fixed administrative expenses, etc.
- (E) This is the amount of the cash rebate paid to the customer for this project.
- (F) Based on approximate Administrator's variable compensation for purposes of calculating the UCT, actual compensation may be less.
- (G) = (D) + (E) + (F)
- (H) = (C) / (G)

Walgreen Co. ~ Walgreens Store # 7865
Docket No. 13-0208

Site: 1950 Wales Rd NE



Ohio Edison • The Illuminating Company • Toledo Edison

Mercantile Customer Program - Custom Project Rebate Calculator

| | |
|---------------------------------|---|
| Project Name and Number: | Project 1 - Refrigerated Case Retrofits |
| Site Name: | Walgreens Store #7865 |
| Completed by (Name): | Anthony International |
| Date completed: | 9/18/2012 |

| Energy Conservation Measure | Annual Energy Savings kWh | Eligible Prescriptive Rebate Amount kWh * \$0.08 |
|---|---------------------------|--|
| Refrigerated Case Retrofits | 49,842 | 3987.36 |
| | | |
| | | |
| | | |
| | | |
| | | |
| | | |
| | | |
| | | |
| | | |
| | | |
| | | |
| Total Project Energy Savings kWh | 49,842 | |
| Total Custom Prescriptive Rebate Amount \$ | | \$ 3,987.36 |

Notes about this rebate calculation:

The existing refrigerated cases were retrofitted to reduce energy use in the store. The beverage cases were upgraded with LED lighting, ECM fans, and were closed in with new doors. The frozen food cases were upgraded with new solid state LED lighting. Please see the attached energy calculations "WG 7865_Refrigerated Cases Calculations.pdf".



SEARCH

ZIP code, city and state, address or intersection

FIND A STORE

Browse by state

REFINE BY SERVICE

Show More

Walgreens

1950 WALES RD NE

MAKE THIS MY STORE

Massillon OH 44646

330-833-5730

Store #: 7865

Northeast corner of Wales Rd (Sr 241) & Hills And Dales Rd

[Back to Results](#) | [Other Nearby Stores](#) | [Directions](#)

Shop | Photo

Mon - Fri 8AM - 10PM

Sat 8AM - 10PM

Sun 8AM - 10PM

Pharmacy

Mon - Fri 8AM - 10PM

Sat 9AM - 6PM

Sun 10AM - 6PM

Holiday hours may differ from our regular store hours.

Services

Shop

- Redbox DVD rental
- Online Ordering
- Propane Gas Exchange
- View Weekly Ad
- Print Store Coupons

Pharmacy

- Order Prescriptions
- Drive-Thru pharmacy
- Immunizations⁴
- Pharmacy Staff at this location

Photo

- Photo Same Day Pickup
- Make Photo Prints
- Create Photo Cards
- Create Photo Gifts
- Printer Cartridge Refills
- Film Roll Processing



Meet Store
Pharmacy
Team

Vaccinations

[Walk in any time or](#)

[Schedule an appointment online](#)

¹ This service is not available in all areas. Selecting more than one service may limit your results. Health tests include full cholesterol panel, total cholesterol and HDL, blood glucose, A1C and body composition.

² Call 1-866-WAG-YESS (1-866-924-9377) for more information.

³ Walgreens Home Health Care provides an expanded selection of products that includes: Lift Chairs, Scooters, Ostomy, Mastectomy and Diabetic Footwear to name a few. We have dedicated

specialists who are trained to measure and fit customers for our products and can bill Medicare and Medicaid for select items.

Vaccines subject to availability and immunizing professionals on duty. State, age and health condition related restrictions apply. Other vaccines may be available. See pharmacy for details.

Available to ages 18 and over at select Walgreens. Subject to availability. Test results are not for diagnostic or treatment purposes and are not conclusive as to the absence or presence of any health condition. Recipients are encouraged to report test results to their primary care physician. Consultation with patient does not constitute medical advice.

© Copyright 2013 Walgreen Co. All rights reserved.

20' Medium Temperature Reach-in Beverage Case - Existing

| | | | | | | |
|--|-----------------|---------------|------------------|----------|------------|---|
| Lighting | Watts | Qty | Total Watts | Total kW | Annual kWh | |
| GE (1) 58 watt 60" T8 fluorescent w/electronic ballast | 59 | 10 | 590 | 0.59 | 3,007 | Cut Sheet 1 |
| Fan Motors (operate 8760 hrs/yr) | Watts/motor | Qty | Total Watts | Total kW | Annual kWh | |
| Fasco 208V 1/20hp PSC fan motor | 106.1 | 8 | 849 | 0.85 | 7,435 | Cut Sheet 2 |
| Air Curtain (open reach-in case without doors)* | Comp. 1 & 2 kWh | Period (days) | kWh/day | Total kW | Annual kWh | |
| | 5161 | 32 | 161 | 6.72 | 58,765 | See "WG 7865_Lake Zurich Retrofit Report.pdf" |
| 12' Frozen Food Case - Existing | | | | | | |
| Lighting | Watts | Qty | Total Watts | Total kW | Annual kWh | |
| GE (1) 58 watt 60" T8 fluorescent w/electronic ballast | 59 | 8 | 472 | 0.47 | 2,405 | Cut Sheet 3 |
| Fan Motors (operate 8760 hrs/yr) | Watts/motor | Qty | Total Watts | Total kW | Annual kWh | |
| Fasco 208V 1/20hp PSC fan motor | 106.1 | 5 | 531 | 0.53 | 4,647 | Cut Sheet 2 |
| | | | Total kW | 9.16 | | |
| | | | Total Annual kWh | 76,260 | | |

20' Medium Temperature Beverage Case - Retrofitted

| | | | | | | | | | |
|---|-----------------|---------------|-------------|------|--------------------------------|----------------------------------|------------------|------------|---|
| Lighting | Watts/strip | Qty | Total Watts | kW | Interactive Factor kW (29%) | Interactive Savings kWh (29%) | Total kW | Annual kWh | |
| Optimax 72" LED strip, center - 28 watts | 28 | 10 | 280 | 0.28 | 0.08 | 414 | 0.36 | 1,841 | Cut Sheet 4 |
| Fan Motors (operate 8760 hrs/yr) | Watts | Qty | Total Watts | kW | | | Total kW | Annual kWh | |
| Morrill Motors - Arktic.59 1/20hp | 38 | 8 | 304 | 0.30 | | | 0.30 | 2,663 | Cut Sheet 6 |
| Air Curtain (open reach-in case retrofitted with doors)** | Comp. 1 & 2 kWh | Period (days) | kWh/day | kW | | | Total kW | Annual kWh | |
| | 1299 | 25 | 52 | 2.17 | | | 2.17 | 18,965 | See "WG 7865_Lake Zurich Retrofit Report.pdf" |
| 12' Frozen Food Case - Retrofitted | | | | | | | | | |
| Lighting | Watts/lamp | Qty | Total Watts | kW | Interactive Factor kW (50%) | Interactive Factor kWh (50%) | Total kW | Annual kWh | |
| Optimax 72" LED strip, center - 28 watts | 28 | 4 | 112 | 0.11 | 0.06 | 285 | 0.17 | 856 | Cut Sheet 4 |
| Optimax 72" LED strip, ends - 14 watts | 14 | 4 | 56 | 0.06 | 0.03 | 143 | 0.08 | 428 | Cut Sheet 5 |
| Fan Motors (operate 8760 hrs/yr) | Watts | Qty | Total Watts | kW | | | Total kW | Annual kWh | |
| Morrill Motors - Arktic.59 1/20hp | 38 | 5 | 190 | 0.19 | | | 0.19 | 1,664 | Cut Sheet 6 |
| | | | | | | | Total kW | 3.27 | |
| | | | | | | | Total Annual kWh | 26,418 | |

* Compressor energy use was monitored for 32 days on the beverage case without doors. The compressors were found to use 161 kWh/day. The annual energy use was calcuated to be 58,765k Wh. See the document "WG 7865_Lake Zurich Retrofit Report.pdf".

** Compressor energy use was monitored for 28 days on the beverage case with new doors installed. The compressors were found to use 52 kWh/day. The annual energy use was calculated to be 18,965 kWh. See the document "WG 7865_Lake Zurich Retrofit Report.pdf".

Customer Legal Entity Name: Walgreen Co.
Site Address: Walgreens Store #7884
Principal Address: 1122 N. Limestone St

| Project No. | Project Name | Narrative description of your program including, but not limited to, make, model, and year of any installed and replaced equipment: | Description of methodologies, protocols and practices used in measuring and verifying project results | What date would you have replaced your equipment if you had not replaced it early? Also, please explain briefly how you determined this future replacement date. | Please describe the less efficient new equipment that you rejected in favor of the more efficient new equipment. |
|-------------|-----------------------------|--|---|---|--|
| 1 | Refrigerated Case Retrofits | The existing reach-in beverage and frozen food cases were retrofitted to conserve energy in the store; both cases have fluorescent T8 lighting and PSC fan motors. The beverage case has an open front with an air curtain, which maintains a barrier between the refrigerated air in the case and the ambient air in the store. The beverage and frozen food cases were upgraded with new LED lighting and high-efficiency electrically-commutated fan motors. The LED lighting uses less energy than the fluorescent lighting and provides higher light levels on the refrigerated product. The ECM fan motors use less energy than the PSC motors and still provide the required amount of air flow through the case. Doors were installed on the open beverage case to significantly reduce the heat loading on the refrigeration equipment. | Please see the attached calculations "WG 7884_Refrigerated Cases Calculations.pdf". An energy study was conducted on an open beverage case at the Lake Zurich Walgreens location. The purpose of the study was to determine the energy savings from installing doors on an open beverage case. The 20' beverage case in the study is representative of the beverage cases found in all corporate Walgreens locations. See the attached document "WG 7884_Lake Zurich Retrofit Report.pdf" which determines the energy saved from enclosing the open cases with doors. | 2 to 3 years. The decision to retrofit the refrigerated cases was made to reduce energy use, increase light levels on the product, and to reduce maintenance costs. | N/A |

Docket No. 13-0208
Site: 1122 N. Limestone St

Exhibit 2

Customer Legal Entity Name: Walgreen Co.
Site Address: Walgreens Store #7884
Principal Address: 1122 N. Limestone St

| | Unadjusted Usage, kwh (A) | Weather Adjusted Usage, kwh (B) | Weather Adjusted Usage with Energy Efficiency Addbacks, kwh (c) <i>Note 1</i> |
|----------------|------------------------------|------------------------------------|---|
| 2011 | 305,280 | 305,280 | 305,280 |
| Average | 305,280 | 305,280 | 305,280 |

| Project Number | Project Name | In-Service Date | Project Cost \$ | 50% of Project Cost \$ | KWh Saved/Year (D) counting towards utility compliance | KWh Saved/Year (E) eligible for incentive | Utility Peak Demand Reduction Contribution, KW (F) | Prescriptive Rebate Amount (G) \$ | Eligible Rebate Amount (H) \$ <small>Note 2</small> | Commitment Payment \$ |
|----------------|-----------------------------|-----------------|-----------------|------------------------|--|---|--|-----------------------------------|--|-----------------------|
| 1 | Refrigerated Case Retrofits | 09/25/2012 | \$10,129 | \$5,065 | 51,035 | 51,035 | 6 | \$4,083 | \$3,062 | |
| | | | | | - | - | - | | | |
| | | | | | - | - | - | | | |
| | | | | | - | - | - | | | |
| | | | | | - | - | - | | | |
| | | | | | - | - | - | | | |
| | | | | | - | - | - | | | |
| | | | | | - | - | - | | | |
| | | | | | - | - | - | | | |
| | | Total | \$10,129 | | 51,035 | 51,035 | 6 | \$4,083 | \$3,062 | \$0 |

Docket No. 13-0208
Site: 1122 N. Limestone St

Notes

(1) Customer's usage is adjusted to account for the effects of the energy efficiency programs included in this application. When applicable, such adjustments are prorated to the in-service date to account for partial year savings.

(2) The eligible rebate amount is based upon 75% of the rebates offered by the FirstEnergy Commercial and Industrial Energy Efficiency programs or 75% of \$0.08/kWh for custom programs for all energy savings eligible for a cash rebate as defined in the PUCO order in Case NO.10-834-EL-EEC dated 9/15/2010, not to exceed the lesser of 50% of the project cost or \$250,000 per project. The rebate also cannot exceed \$500,000 per customer per year, per utility service territory.

Exhibit 3 Utility Cost Test

UCT = Utility Avoided Costs / Utility Costs

| Project | Total Annual Savings, MWh (A) | Utility Avoided Cost \$/MWh (B) | Utility Avoided Cost \$ (C) | Utility Cost \$ (D) | Cash Rebate \$ (E) | Administrator Variable Fee \$ (F) | Total Utility Cost \$ (G) | UCT (H) |
|--------------|----------------------------------|------------------------------------|--------------------------------|------------------------|-----------------------|--------------------------------------|------------------------------|------------|
| 1 | 51 | \$ 308 | \$ 15,733 | \$ 4,050 | \$3,062 | \$510 | \$ 7,623 | 2.1 |
| Total | 51 | \$ 308 | 15,733 | 4,050 | \$3,062 | \$510 | 7,623 | 2.1 |

Notes

- (A) From Exhibit 2, = kWh saved / 1000
- (B) This value represents avoided energy costs (wholesale energy prices) from the Department of Energy, Energy Information Administration's 2009 Annual Energy Outlook (AEO) low oil prices case. The AEO represents a national average energy price, so for a better representation of the energy price that Ohio customers would see, a Cinergy Hub equivalent price was derived by applying a ratio based on three years of historic national average and Cinergy Hub prices. This value is consistent with avoided cost assumptions used in EE&PDR Program Portfolio and Initial Benchmark Report, filed Dec 15, 2009 (See Section 8.1, paragraph a).
- (C) = (A) * (B)
- (D) Represents the utility's costs incurred for self-directed mercantile applications for applications filed and applications in progress. Includes incremental costs of legal fees, fixed administrative expenses, etc.
- (E) This is the amount of the cash rebate paid to the customer for this project.
- (F) Based on approximate Administrator's variable compensation for purposes of calculating the UCT, actual compensation may be less.
- (G) = (D) + (E) + (F)
- (H) = (C) / (G)

Walgreen Co. ~ Walgreens Store #7884
Docket No. 13-0208

Site: 1122 N. Limestone St



Ohio Edison • The Illuminating Company • Toledo Edison

Mercantile Customer Program - Custom Project Rebate Calculator

| | |
|---------------------------------|---|
| Project Name and Number: | Project 1 - Refrigerated Case Retrofits |
| Site Name: | Walgreens Store #7884 |
| Completed by (Name): | Anthony International |
| Date completed: | 9/25/2012 |

| Energy Conservation Measure | Annual Energy Savings kWh | Eligible Prescriptive Rebate Amount kWh * \$0.08 |
|---|---------------------------|--|
| Refrigerated Case Retrofits | 51,035 | 4082.80 |
| | | |
| | | |
| | | |
| | | |
| | | |
| | | |
| | | |
| | | |
| | | |
| | | |
| | | |
| | | |
| Total Project Energy Savings kWh | 51,035 | |
| Total Custom Prescriptive Rebate Amount \$ | | \$ 4,082.80 |

Notes about this rebate calculation:

The existing refrigerated cases were retrofitted to reduce energy use in the store. The beverage cases were upgraded with LED lighting, ECM fans, and were closed in with new doors. The frozen food cases were upgraded with new solid state LED lighting. Please see the attached energy calculations "WG 7884_Refrigerated Cases Calculations.pdf".



SEARCH

ZIP code, city and state, address or intersection

FIND A STORE

Browse by state

REFINE BY SERVICE

Show More

Walgreens

1140 N LIMESTONE ST

MAKE THIS MY STORE

Springfield OH 45503

937-325-7608

Store #: 7884

Southeast corner of Limestone St & McCreight Ave

[Back to Results](#) | [Other Nearby Stores](#) | [Directions](#)

Shop | Photo

Mon - Fri 8AM - 10PM

Sat 8AM - 10PM

Sun 8AM - 10PM

Pharmacy

Mon - Fri 8AM - 10PM

Sat 9AM - 6PM

Sun 10AM - 6PM

Holiday hours may differ from our regular store hours.

Services

Shop

- Online Ordering
- Propane Gas Exchange
- View Weekly Ad
- Print Store Coupons

Pharmacy

- Order Prescriptions
- Drive-Thru pharmacy
- Immunizations⁴
- Medication Compounding
- Pharmacy Staff at this location

Photo

- Photo Same Day Pickup
- Make Photo Prints
- Create Photo Cards
- Create Photo Gifts



Meet Store
Pharmacy
Team

Vaccinations

[Walk in any time or](#)

[Schedule an appointment online](#)

¹ This service is not available in all areas. Selecting more than one service may limit your results. Health tests include full cholesterol panel, total cholesterol and HDL, blood glucose, A1C and body composition.

² Call 1-866-WAG-YESS (1-866-924-9377) for more information.

³ Walgreens Home Health Care provides an expanded selection of products that includes: Lift Chairs, Scooters, Ostomy, Mastectomy and Diabetic Footwear to name a few. We have dedicated

specialists who are trained to measure and fit customers for our products and can bill Medicare and Medicaid for select items.

4

Vaccines subject to availability and immunizing professionals on duty. State, age and health condition related restrictions apply. Other vaccines may be available. See pharmacy for details.

5

Available to ages 18 and over at select Walgreens. Subject to availability. Test results are not for diagnostic or treatment purposes and are not conclusive as to the absence or presence of any health condition. Recipients are encouraged to report test results to their primary care physician. Consultation with patient does not constitute medical advice.

© Copyright 2013 Walgreen Co. All rights reserved.

20' Medium Temperature Reach-in Beverage Case - Existing

| | | | | | | |
|--|-----------------|---------------|------------------|----------|------------|---|
| Lighting | Watts | Qty | Total Watts | Total kW | Annual kWh | |
| GE (1) 58 watt 60" T8 fluorescent w/electronic ballast | 59 | 10 | 590 | 0.59 | 3,007 | Cut Sheet 1 |
| Fan Motors (operate 8760 hrs/yr) | Watts/motor | Qty | Total Watts | Total kW | Annual kWh | |
| Fasco 208V 1/20hp PSC fan motor | 106.1 | 8 | 849 | 0.85 | 7,435 | Cut Sheet 2 |
| Air Curtain (open reach-in case without doors)* | Comp. 1 & 2 kWh | Period (days) | kWh/day | Total kW | Annual kWh | |
| | 5161 | 32 | 161 | 6.72 | 58,765 | See "WG 7884_Lake Zurich Retrofit Report.pdf" |
| 12' Frozen Food Case - Existing | | | | | | |
| Lighting | Watts | Qty | Total Watts | Total kW | Annual kWh | |
| GE (1) 58 watt 60" T8 fluorescent w/electronic ballast | 59 | 8 | 472 | 0.47 | 2,405 | Cut Sheet 3 |
| Fan Motors (operate 8760 hrs/yr) | Watts/motor | Qty | Total Watts | Total kW | Annual kWh | |
| Fasco 208V 1/20hp PSC fan motor | 106.1 | 7 | 743 | 0.74 | 6,506 | Cut Sheet 2 |
| | | | Total kW | 9.37 | | |
| | | | Total Annual kWh | 78,118 | | |

20' Medium Temperature Beverage Case - Retrofitted

| | | | | | | | | | |
|---|-----------------|---------------|-------------|------|--------------------------------|----------------------------------|------------------|------------|---|
| Lighting | Watts/strip | Qty | Total Watts | kW | Interactive Factor kW (29%) | Interactive Savings kWh (29%) | Total kW | Annual kWh | |
| Optimax 72" LED strip, center - 28 watts | 28 | 10 | 280 | 0.28 | 0.08 | 414 | 0.36 | 1,841 | Cut Sheet 4 |
| Fan Motors (operate 8760 hrs/yr) | Watts | Qty | Total Watts | kW | | | Total kW | Annual kWh | |
| Morrill Motors - Arktic.59 1/20hp | 38 | 8 | 304 | 0.30 | | | 0.30 | 2,663 | Cut Sheet 6 |
| Air Curtain (open reach-in case retrofitted with doors)** | Comp. 1 & 2 kWh | Period (days) | kWh/day | kW | | | Total kW | Annual kWh | |
| | 1299 | 25 | 52 | 2.17 | | | 2.17 | 18,965 | See "WG 7884_Lake Zurich Retrofit Report.pdf" |
| 12' Frozen Food Case - Retrofitted | | | | | | | | | |
| Lighting | Watts/lamp | Qty | Total Watts | kW | Interactive Factor kW (50%) | Interactive Factor kWh (50%) | Total kW | Annual kWh | |
| Optimax 72" LED strip, center - 28 watts | 28 | 4 | 112 | 0.11 | 0.06 | 285 | 0.17 | 856 | Cut Sheet 4 |
| Optimax 72" LED strip, ends - 14 watts | 14 | 4 | 56 | 0.06 | 0.03 | 143 | 0.08 | 428 | Cut Sheet 5 |
| Fan Motors (operate 8760 hrs/yr) | Watts | Qty | Total Watts | kW | | | Total kW | Annual kWh | |
| Morrill Motors - Arktic.59 1/20hp | 38 | 7 | 266 | 0.27 | | | 0.27 | 2,330 | Cut Sheet 6 |
| | | | | | | | Total kW | 3.35 | |
| | | | | | | | Total Annual kWh | 27,083 | |

* Compressor energy use was monitored for 32 days on the beverage case without doors. The compressors were found to use 161 kWh/day. The annual energy use was calculated to be 58,765k Wh. See the document "WG 7884_Lake Zurich Retrofit Report.pdf".

** Compressor energy use was monitored for 28 days on the beverage case with new doors installed. The compressors were found to use 52 kWh/day. The annual energy use was calculated to be 18,965 kWh. See the document "WG 7884_Lake Zurich Retrofit Report.pdf".

Customer Legal Entity Name: Walgreen Co.
Site Address: Walgreens Store # 7910
Principal Address: 1380 Lexington Ave

| Project No. | Project Name | Narrative description of your program including, but not limited to, make, model, and year of any installed and replaced equipment: | Description of methodologies, protocols and practices used in measuring and verifying project results | What date would you have replaced your equipment if you had not replaced it early? Also, please explain briefly how you determined this future replacement date. | Please describe the less efficient new equipment that you rejected in favor of the more efficient new equipment. |
|-------------|-----------------------------|--|---|---|--|
| 1 | Refrigerated Case Retrofits | The existing reach-in beverage and frozen food cases were retrofitted to conserve energy in the store; both cases have fluorescent T8 lighting and PSC fan motors. The beverage case has an open front with an air curtain, which maintains a barrier between the refrigerated air in the case and the ambient air in the store. The beverage and frozen food cases were upgraded with new LED lighting and high-efficiency electrically-commutated fan motors. The LED lighting uses less energy than the fluorescent lighting and provides higher light levels on the refrigerated product. The ECM fan motors use less energy than the PSC motors and still provide the required amount of air flow through the case. Doors were installed on the open beverage case to significantly reduce the heat loading on the refrigeration equipment. | Please see the attached calculations "WG 7910_Refrigerated Cases Calculations.pdf". An energy study was conducted on an open beverage case at the Lake Zurich Walgreens location. The purpose of the study was to determine the energy savings from installing doors on an open beverage case. The 20' beverage case in the study is representative of the beverage cases found in all corporate Walgreens locations. See the attached document "WG 7910_Lake Zurich Retrofit Report.pdf" which determines the energy saved from enclosing the open cases with doors. | 2 to 3 years. The decision to retrofit the refrigerated cases was made to reduce energy use, increase light levels on the product, and to reduce maintenance costs. | N/A |

Docket No. 13-0208
Site: 1380 Lexington Ave

Exhibit 2

Customer Legal Entity Name: Walgreen Co.
Site Address: Walgreens Store # 7910
Principal Address: 1380 Lexington Ave

| | Unadjusted Usage, kwh (A) | Weather Adjusted Usage, kwh (B) | Weather Adjusted Usage with Energy Efficiency Addbacks, kwh (c) <i>Note 1</i> |
|----------------|------------------------------|------------------------------------|---|
| 2011 | 278,400 | 278,400 | 278,400 |
| Average | 278,400 | 278,400 | 278,400 |

| Project Number | Project Name | In-Service Date | Project Cost \$ | 50% of Project Cost \$ | KWh Saved/Year (D) counting towards utility compliance | KWh Saved/Year (E) eligible for incentive | Utility Peak Demand Reduction Contribution, KW (F) | Prescriptive Rebate Amount (G) \$ | Eligible Rebate Amount (H) \$ <i>Note 2</i> | Commitment Payment \$ |
|----------------|-----------------------------|-----------------|-----------------|------------------------|--|---|--|-----------------------------------|--|-----------------------|
| 1 | Refrigerated Case Retrofits | 09/18/2012 | \$10,129 | \$5,065 | 51,035 | 51,035 | 6 | \$4,083 | \$3,062 | |
| | | | | | - | - | - | \$4,083 | | |
| | | | | | - | - | - | | | |
| | | | | | - | - | - | | | |
| | | | | | - | - | - | | | |
| | | | | | - | - | - | | | |
| | | | | | - | - | - | | | |
| | | | | | - | - | - | | | |
| | | Total | \$10,129 | | 51,035 | 51,035 | 6 | \$4,083 | \$3,062 | \$0 |

Docket No. 13-0208
Site: 1380 Lexington Ave

Notes

(1) Customer's usage is adjusted to account for the effects of the energy efficiency programs included in this application. When applicable, such adjustments are prorated to the in-service date to account for partial year savings.

(2) The eligible rebate amount is based upon 75% of the rebates offered by the FirstEnergy Commercial and Industrial Energy Efficiency programs or 75% of \$0.08/kWh for custom programs for all energy savings eligible for a cash rebate as defined in the PUCO order in Case NO.10-834-EL-EEC dated 9/15/2010, not to exceed the lesser of 50% of the project cost or \$250,000 per project. The rebate also cannot exceed \$500,000 per customer per year, per utility service territory.

Exhibit 3 Utility Cost Test

UCT = Utility Avoided Costs / Utility Costs

| Project | Total Annual Savings, MWh (A) | Utility Avoided Cost \$/MWh (B) | Utility Avoided Cost \$ (C) | Utility Cost \$ (D) | Cash Rebate \$ (E) | Administrator Variable Fee \$ (F) | Total Utility Cost \$ (G) | UCT (H) |
|--------------|----------------------------------|------------------------------------|--------------------------------|------------------------|-----------------------|--------------------------------------|------------------------------|------------|
| 1 | 51 | \$ 308 | \$ 15,733 | \$ 4,050 | \$3,062 | \$510 | \$ 7,623 | 2.1 |
| Total | 51 | \$ 308 | 15,733 | 4,050 | \$3,062 | \$510 | 7,623 | 2.1 |

Notes

- (A) From Exhibit 2, = kWh saved / 1000
- (B) This value represents avoided energy costs (wholesale energy prices) from the Department of Energy, Energy Information Administration's 2009 Annual Energy Outlook (AEO) low oil prices case. The AEO represents a national average energy price, so for a better representation of the energy price that Ohio customers would see, a Cinergy Hub equivalent price was derived by applying a ratio based on three years of historic national average and Cinergy Hub prices. This value is consistent with avoided cost assumptions used in EE&PDR Program Portfolio and Initial Benchmark Report, filed Dec 15, 2009 (See Section 8.1, paragraph a).
- (C) = (A) * (B)
- (D) Represents the utility's costs incurred for self-directed mercantile applications for applications filed and applications in progress. Includes incremental costs of legal fees, fixed administrative expenses, etc.
- (E) This is the amount of the cash rebate paid to the customer for this project.
- (F) Based on approximate Administrator's variable compensation for purposes of calculating the UCT, actual compensation may be less.
- (G) = (D) + (E) + (F)
- (H) = (C) / (G)

Walgreen Co. ~ Walgreens Store # 7910
Docket No. 13-0208

Site: 1380 Lexington Ave



Ohio Edison • The Illuminating Company • Toledo Edison

Mercantile Customer Program - Custom Project Rebate Calculator

| | |
|---------------------------------|---|
| Project Name and Number: | Project 1 - Refrigerated Case Retrofits |
| Site Name: | Walgreens Store #7910 |
| Completed by (Name): | Anthony International |
| Date completed: | 9/18/2012 |

| Energy Conservation Measure | Annual Energy Savings kWh | Eligible Prescriptive Rebate Amount kWh * \$0.08 |
|---|---------------------------|--|
| Refrigerated Case Retrofits | 51,035 | 4082.80 |
| | | |
| | | |
| | | |
| | | |
| | | |
| | | |
| | | |
| | | |
| | | |
| | | |
| | | |
| Total Project Energy Savings kWh | 51,035 | |
| Total Custom Prescriptive Rebate Amount \$ | | \$ 4,082.80 |

Notes about this rebate calculation:

The existing refrigerated cases were retrofitted to reduce energy use in the store. The beverage cases were upgraded with LED lighting, ECM fans, and were closed in with new doors. The frozen food cases were upgraded with new solid state LED lighting. Please see the attached energy calculations "WG 7910_Refrigerated Cases Calculations.pdf".



REFINE BY SERVICE

Walgreens

1380 LEXINGTON AVE

Mansfield OH 44907

419-756-2609

Store #: 7910

Northeast corner of Trimble & Lexington
[Back to Results](#) | [Other Nearby Stores](#) | [Directions](#)

Shop | Photo

Mon - Fri 8AM - 10PM

Sat 8AM - 10PM

Sun 8AM - 10PM

Pharmacy

Mon - Fri 8AM - 10PM

Sat 9AM - 6PM

Sun 10AM - 6PM

Holiday hours may differ from our regular store hours.

Services

Shop

- Redbox DVD rental
- Online Ordering
- Propane Gas Exchange
- View Weekly Ad
- Print Store Coupons

Pharmacy

- Order Prescriptions
- Drive-Thru pharmacy
- Immunizations⁴
- Medication Compounding
- Pharmacy Staff at this location

Photo

- Photo Same Day Pickup
- Make Photo Prints
- Create Photo Cards
- Create Photo Gifts



**Meet Store
Pharmacy
Team**

Vaccinations

[Walk in any time or](#)
[Schedule an appointment online](#)

¹ This service is not available in all areas. Selecting more than one service may limit your results. Health tests include full cholesterol panel, total cholesterol and HDL, blood glucose, A1C and body composition.

² Call 1-866-WAG-YESS (1-866-924-9377) for more information.

³ Walgreens Home Health Care provides an expanded selection of products that includes: Lift Chairs, Scooters, Ostomy, Mastectomy and Diabetic Footwear to name a few. We have dedicated

20' Medium Temperature Reach-in Beverage Case - Existing

| | | | | | | |
|--|-----------------|---------------|------------------|----------|------------|---|
| Lighting | Watts | Qty | Total Watts | Total kW | Annual kWh | |
| GE (1) 58 watt 60" T8 fluorescent w/electronic ballast | 59 | 10 | 590 | 0.59 | 3,007 | Cut Sheet 1 |
| Fan Motors (operate 8760 hrs/yr) | Watts/motor | Qty | Total Watts | Total kW | Annual kWh | |
| Fasco 208V 1/20hp PSC fan motor | 106.1 | 8 | 849 | 0.85 | 7,435 | Cut Sheet 2 |
| Air Curtain (open reach-in case without doors)* | Comp. 1 & 2 kWh | Period (days) | kWh/day | Total kW | Annual kWh | |
| | 5161 | 32 | 161 | 6.72 | 58,765 | See "WG 7910_Lake Zurich Retrofit Report.pdf" |
| 12' Frozen Food Case - Existing | | | | | | |
| Lighting | Watts | Qty | Total Watts | Total kW | Annual kWh | |
| GE (1) 58 watt 60" T8 fluorescent w/electronic ballast | 59 | 8 | 472 | 0.47 | 2,405 | Cut Sheet 3 |
| Fan Motors (operate 8760 hrs/yr) | Watts/motor | Qty | Total Watts | Total kW | Annual kWh | |
| Fasco 208V 1/20hp PSC fan motor | 106.1 | 7 | 743 | 0.74 | 6,506 | Cut Sheet 2 |
| | | | Total kW | 9.37 | | |
| | | | Total Annual kWh | 78,118 | | |

20' Medium Temperature Beverage Case - Retrofitted

| | | | | | | | | | |
|---|-----------------|---------------|-------------|------|--------------------------------|----------------------------------|------------------|------------|---|
| Lighting | Watts/strip | Qty | Total Watts | kW | Interactive Factor kW (29%) | Interactive Savings kWh (29%) | Total kW | Annual kWh | |
| Optimax 72" LED strip, center - 28 watts | 28 | 10 | 280 | 0.28 | 0.08 | 414 | 0.36 | 1,841 | Cut Sheet 4 |
| Fan Motors (operate 8760 hrs/yr) | Watts | Qty | Total Watts | kW | | | Total kW | Annual kWh | |
| Morrill Motors - Arktic.59 1/20hp | 38 | 8 | 304 | 0.30 | | | 0.30 | 2,663 | Cut Sheet 6 |
| Air Curtain (open reach-in case retrofitted with doors)** | Comp. 1 & 2 kWh | Period (days) | kWh/day | kW | | | Total kW | Annual kWh | |
| | 1299 | 25 | 52 | 2.17 | | | 2.17 | 18,965 | See "WG 7910_Lake Zurich Retrofit Report.pdf" |
| 12' Frozen Food Case - Retrofitted | | | | | | | | | |
| Lighting | Watts/lamp | Qty | Total Watts | kW | Interactive Factor kW (50%) | Interactive Factor kWh (50%) | Total kW | Annual kWh | |
| Optimax 72" LED strip, center - 28 watts | 28 | 4 | 112 | 0.11 | 0.06 | 285 | 0.17 | 856 | Cut Sheet 4 |
| Optimax 72" LED strip, ends - 14 watts | 14 | 4 | 56 | 0.06 | 0.03 | 143 | 0.08 | 428 | Cut Sheet 5 |
| Fan Motors (operate 8760 hrs/yr) | Watts | Qty | Total Watts | kW | | | Total kW | Annual kWh | |
| Morrill Motors - Arktic.59 1/20hp | 38 | 7 | 266 | 0.27 | | | 0.27 | 2,330 | Cut Sheet 6 |
| | | | | | | | Total kW | 3.35 | |
| | | | | | | | Total Annual kWh | 27,083 | |

* Compressor energy use was monitored for 32 days on the beverage case without doors. The compressors were found to use 161 kWh/day. The annual energy use was calculated to be 58,765k Wh. See the document "WG 7910_Lake Zurich Retrofit Report.pdf".

** Compressor energy use was monitored for 28 days on the beverage case with new doors installed. The compressors were found to use 52 kWh/day. The annual energy use was calculated to be 18,965 kWh. See the document "WG 7910_Lake Zurich Retrofit Report.pdf".

Customer Legal Entity Name: Walgreen Co.
Site Address: Walgreens Store # 9047
Principal Address: 1000 Park Ave

| Project No. | Project Name | Narrative description of your program including, but not limited to, make, model, and year of any installed and replaced equipment: | Description of methodologies, protocols and practices used in measuring and verifying project results | What date would you have replaced your equipment if you had not replaced it early? Also, please explain briefly how you determined this future replacement date. | Please describe the less efficient new equipment that you rejected in favor of the more efficient new equipment. |
|-------------|-----------------------------|--|---|---|--|
| 1 | Refrigerated Case Retrofits | The existing reach-in beverage and frozen food cases were retrofitted to conserve energy in the store; both cases have fluorescent T8 lighting and PSC fan motors. The beverage case has an open front with an air curtain, which maintains a barrier between the refrigerated air in the case and the ambient air in the store. The beverage and frozen food cases were upgraded with new LED lighting and high-efficiency electrically-commutated fan motors. The LED lighting uses less energy than the fluorescent lighting and provides higher light levels on the refrigerated product. The ECM fan motors use less energy than the PSC motors and still provide the required amount of air flow through the case. Doors were installed on the open beverage case to significantly reduce the heat loading on the refrigeration equipment. | Please see the attached calculations "WG 9047_Refrigerated Cases Calculations.pdf". An energy study was conducted on an open beverage case at the Lake Zurich Walgreens location. The purpose of the study was to determine the energy savings from installing doors on an open beverage case. The 20' beverage case in the study is representative of the beverage cases found in all corporate Walgreens locations. See the attached document "WG 9047_Lake Zurich Retrofit Report.pdf" which determines the energy saved from enclosing the open cases with doors. | The existing open refrigerated beverage cases were retrofitted with glass doors. The beverage cases and the frozen food cases were retrofitted with LED lamps and high-efficiency ECM motors. | N/A |

Docket No. 13-0208
Site: 1000 Park Ave

Exhibit 2

Customer Legal Entity Name: Walgreen Co.
Site Address: Walgreens Store # 9047
Principal Address: 1000 Park Ave

| | Unadjusted Usage, kwh (A) | Weather Adjusted Usage, kwh (B) | Weather Adjusted Usage with Energy Efficiency Addbacks, kwh (c) <i>Note 1</i> |
|----------------|------------------------------|------------------------------------|---|
| 2011 | 258,240 | 258,240 | 258,240 |
| Average | 258,240 | 258,240 | 258,240 |

| Project Number | Project Name | In-Service Date | Project Cost \$ | 50% of Project Cost \$ | KWh Saved/Year (D) counting towards utility compliance | KWh Saved/Year (E) eligible for incentive | Utility Peak Demand Reduction Contribution, KW (F) | Prescriptive Rebate Amount (G) \$ | Eligible Rebate Amount (H) \$ <i>Note 2</i> | Commitment Payment \$ |
|----------------|-----------------------------|-----------------|-----------------|------------------------|--|---|--|-----------------------------------|--|-----------------------|
| 1 | Refrigerated Case Retrofits | 09/18/2012 | \$18,000 | \$9,000 | 49,842 | 49,842 | 6 | \$3,987 | \$2,990 | |
| | | | | | - | - | - | | | |
| | | | | | - | - | - | | | |
| | | | | | - | - | - | | | |
| | | | | | - | - | - | | | |
| | | | | | - | - | - | | | |
| | Total | | \$18,000 | | 49,842 | 49,842 | 6 | \$3,987 | \$2,990 | \$0 |

Docket No. 13-0208
Site: 1000 Park Ave

Notes

(1) Customer's usage is adjusted to account for the effects of the energy efficiency programs included in this application. When applicable, such adjustments are prorated to the in-service date to account for partial year savings.

(2) The eligible rebate amount is based upon 75% of the rebates offered by the FirstEnergy Commercial and Industrial Energy Efficiency programs or 75% of \$0.08/kWh for custom programs for all energy savings eligible for a cash rebate as defined in the PUCO order in Case NO.10-834-EL-EEC dated 9/15/2010, not to exceed the lesser of 50% of the project cost or \$250,000 per project. The rebate also cannot exceed \$500,000 per customer per year, per utility service territory.

Exhibit 3 Utility Cost Test

UCT = Utility Avoided Costs / Utility Costs

| Project | Total Annual Savings, MWh (A) | Utility Avoided Cost \$/MWh (B) | Utility Avoided Cost \$ (C) | Utility Cost \$ (D) | Cash Rebate \$ (E) | Administrator Variable Fee \$ (F) | Total Utility Cost \$ (G) | UCT (H) |
|--------------|----------------------------------|------------------------------------|--------------------------------|------------------------|-----------------------|--------------------------------------|------------------------------|------------|
| 1 | 50 | \$ 308 | \$ 15,365 | \$ 4,050 | \$2,990 | \$498 | \$ 7,539 | 2.0 |
| Total | 50 | \$ 308 | 15,365 | 4,050 | \$2,990 | \$498 | 7,539 | 2.0 |

Notes

- (A) From Exhibit 2, = kWh saved / 1000
- (B) This value represents avoided energy costs (wholesale energy prices) from the Department of Energy, Energy Information Administration's 2009 Annual Energy Outlook (AEO) low oil prices case. The AEO represents a national average energy price, so for a better representation of the energy price that Ohio customers would see, a Cinergy Hub equivalent price was derived by applying a ratio based on three years of historic national average and Cinergy Hub prices. This value is consistent with avoided cost assumptions used in EE&PDR Program Portfolio and Initial Benchmark Report, filed Dec 15, 2009 (See Section 8.1, paragraph a).
- (C) = (A) * (B)
- (D) Represents the utility's costs incurred for self-directed mercantile applications for applications filed and applications in progress. Includes incremental costs of legal fees, fixed administrative expenses, etc.
- (E) This is the amount of the cash rebate paid to the customer for this project.
- (F) Based on approximate Administrator's variable compensation for purposes of calculating the UCT, actual compensation may be less.
- (G) = (D) + (E) + (F)
- (H) = (C) / (G)

Walgreen Co. ~ Walgreens Store # 9047
Docket No. 13-0208

Site: 1000 Park Ave



Ohio Edison • The Illuminating Company • Toledo Edison

Mercantile Customer Program - Custom Project Rebate Calculator

| | |
|---------------------------------|---|
| Project Name and Number: | Project 1 - Refrigerated Case Retrofits |
| Site Name: | Walgreens Store #9047 |
| Completed by (Name): | Anthony International |
| Date completed: | 9/18/2012 |

| Energy Conservation Measure | Annual Energy Savings kWh | Eligible Prescriptive Rebate Amount kWh * \$0.08 |
|---|---------------------------|--|
| Refrigerated Case Retrofits | 49,842 | 3987.36 |
| | | |
| | | |
| | | |
| | | |
| | | |
| | | |
| | | |
| | | |
| | | |
| | | |
| | | |
| | | |
| Total Project Energy Savings kWh | 49,842 | |
| Total Custom Prescriptive Rebate Amount \$ | | \$ 3,987.36 |

Notes about this rebate calculation:

The existing refrigerated cases were retrofitted to reduce energy use in the store. The beverage cases were upgraded with LED lighting, ECM fans, and were closed in with new doors. The frozen food cases were upgraded with new solid state LED lighting. Please see the attached energy calculations "WG 9047_Refrigerated Cases Calculations.pdf".



[FIND A STORE](#)
[Browse by state](#)
REFINE BY SERVICE
[Show More](#)

Walgreens

1000 PARK AVE W

Mansfield OH 44906

419-529-3790

Store #: 9047

Northwest corner of Trimble Rd & Park Ave
[MAKE THIS MY STORE](#)
[Back to Results](#) | [Other Nearby Stores](#) | [Directions](#)

Shop | Photo

Mon - Fri 8AM - 10PM

Sat 8AM - 10PM

Sun 8AM - 10PM

Pharmacy

Mon - Fri 8AM - 10PM

Sat 9AM - 6PM

Sun 10AM - 6PM

Holiday hours may differ from our regular store hours.

Services

Shop

- Redbox DVD rental
- Online Ordering
- Propane Gas Exchange
- View Weekly Ad
- Print Store Coupons

Pharmacy

- Order Prescriptions
- Drive-Thru pharmacy
- Immunizations⁴
- Pharmacy Staff at this location

Photo

- Photo Same Day Pickup
- Make Photo Prints
- Create Photo Cards
- Create Photo Gifts
- Printer Cartridge Refills
- Film Roll Processing



**Meet Store
Pharmacy
Team**

Vaccinations

[Walk in any time or](#)
[Schedule an appointment online](#)

¹ This service is not available in all areas. Selecting more than one service may limit your results. Health tests include full cholesterol panel, total cholesterol and HDL, blood glucose, A1C and body composition.

² Call 1-866-WAG-YESS (1-866-924-9377) for more information.

³ Walgreens Home Health Care provides an expanded selection of products that includes: Lift Chairs, Scooters, Ostomy, Mastectomy and Diabetic Footwear to name a few. We have dedicated

20' Medium Temperature Reach-in Beverage Case - Existing

| | | | | | | |
|--|-----------------|---------------|------------------|----------|------------|---|
| Lighting | Watts | Qty | Total Watts | Total kW | Annual kWh | |
| GE (1) 58 watt 60" T8 fluorescent w/electronic ballast | 59 | 10 | 590 | 0.59 | 3,007 | Cut Sheet 1 |
| Fan Motors (operate 8760 hrs/yr) | Watts/motor | Qty | Total Watts | Total kW | Annual kWh | |
| Fasco 208V 1/20hp PSC fan motor | 106.1 | 8 | 849 | 0.85 | 7,435 | Cut Sheet 2 |
| Air Curtain (open reach-in case without doors)* | Comp. 1 & 2 kWh | Period (days) | kWh/day | Total kW | Annual kWh | |
| | 5161 | 32 | 161 | 6.72 | 58,765 | See "WG 9047_Lake Zurich Retrofit Report.pdf" |
| 12' Frozen Food Case - Existing | | | | | | |
| Lighting | Watts | Qty | Total Watts | Total kW | Annual kWh | |
| GE (1) 58 watt 60" T8 fluorescent w/electronic ballast | 59 | 8 | 472 | 0.47 | 2,405 | Cut Sheet 3 |
| Fan Motors (operate 8760 hrs/yr) | Watts/motor | Qty | Total Watts | Total kW | Annual kWh | |
| Fasco 208V 1/20hp PSC fan motor | 106.1 | 5 | 531 | 0.53 | 4,647 | Cut Sheet 2 |
| | | | Total kW | 9.16 | | |
| | | | Total Annual kWh | 76,260 | | |

20' Medium Temperature Beverage Case - Retrofitted

| | | | | | | | | | |
|---|-----------------|---------------|-------------|------|--------------------------------|----------------------------------|------------------|------------|---|
| Lighting | Watts/strip | Qty | Total Watts | kW | Interactive Factor kW (29%) | Interactive Savings kWh (29%) | Total kW | Annual kWh | |
| Optimax 72" LED strip, center - 28 watts | 28 | 10 | 280 | 0.28 | 0.08 | 414 | 0.36 | 1,841 | Cut Sheet 4 |
| Fan Motors (operate 8760 hrs/yr) | Watts | Qty | Total Watts | kW | | | Total kW | Annual kWh | |
| Morrill Motors - Arktic.59 1/20hp | 38 | 8 | 304 | 0.30 | | | 0.30 | 2,663 | Cut Sheet 6 |
| Air Curtain (open reach-in case retrofitted with doors)** | Comp. 1 & 2 kWh | Period (days) | kWh/day | kW | | | Total kW | Annual kWh | |
| | 1299 | 25 | 52 | 2.17 | | | 2.17 | 18,965 | See "WG 9047_Lake Zurich Retrofit Report.pdf" |
| 12' Frozen Food Case - Retrofitted | | | | | | | | | |
| Lighting | Watts/lamp | Qty | Total Watts | kW | Interactive Factor kW (50%) | Interactive Factor kWh (50%) | Total kW | Annual kWh | |
| Optimax 72" LED strip, center - 28 watts | 28 | 4 | 112 | 0.11 | 0.06 | 285 | 0.17 | 856 | Cut Sheet 4 |
| Optimax 72" LED strip, ends - 14 watts | 14 | 4 | 56 | 0.06 | 0.03 | 143 | 0.08 | 428 | Cut Sheet 5 |
| Fan Motors (operate 8760 hrs/yr) | Watts | Qty | Total Watts | kW | | | Total kW | Annual kWh | |
| Morrill Motors - Arktic.59 1/20hp | 38 | 5 | 190 | 0.19 | | | 0.19 | 1,664 | Cut Sheet 6 |
| | | | | | | | Total kW | 3.27 | |
| | | | | | | | Total Annual kWh | 26,418 | |

* Compressor energy use was monitored for 32 days on the beverage case without doors. The compressors were found to use 161 kWh/day. The annual energy use was calculated to be 58,765k Wh. See the document "WG 9047_Lake Zurich Retrofit Report.pdf".

** Compressor energy use was monitored for 28 days on the beverage case with new doors installed. The compressors were found to use 52 kWh/day. The annual energy use was calculated to be 18,965 kWh. See the document "WG 9047_Lake Zurich Retrofit Report.pdf".

Customer Legal Entity Name: Walgreen Co.
Site Address: Walgreens Store # 9077
Principal Address: 3390 Elm Rd

| Project No. | Project Name | Narrative description of your program including, but not limited to, make, model, and year of any installed and replaced equipment: | Description of methodologies, protocols and practices used in measuring and verifying project results | What date would you have replaced your equipment if you had not replaced it early? Also, please explain briefly how you determined this future replacement date. | Please describe the less efficient new equipment that you rejected in favor of the more efficient new equipment. |
|-------------|-----------------------------|--|---|---|--|
| 1 | Refrigerated Case Retrofits | The existing reach-in beverage and frozen food cases were retrofitted to conserve energy in the store; both cases have fluorescent T8 lighting and PSC fan motors. The beverage case has an open front with an air curtain, which maintains a barrier between the refrigerated air in the case and the ambient air in the store. The beverage and frozen food cases were upgraded with new LED lighting and high-efficiency electrically-commutated fan motors. The LED lighting uses less energy than the fluorescent lighting and provides higher light levels on the refrigerated product. The ECM fan motors use less energy than the PSC motors and still provide the required amount of air flow through the case. Doors were installed on the open beverage case to significantly reduce the heat loading on the refrigeration equipment. | Please see the attached calculations "WG 9077_Refrigerated Cases Calculations.pdf". An energy study was conducted on an open beverage case at the Lake Zurich Walgreens location. The purpose of the study was to determine the energy savings from installing doors on an open beverage case. The 20' beverage case in the study is representative of the beverage cases found in all corporate Walgreens locations. See the attached document "WG 9077_Lake Zurich Retrofit Report.pdf" which determines the energy saved from enclosing the open cases with doors. | 2 to 3 years. The decision to retrofit the refrigerated cases was made to reduce energy use, increase light levels on the product, and to reduce maintenance costs. | N/A |

Docket No. 13-0208
Site: 3390 Elm Rd

Exhibit 2

Customer Legal Entity Name: Walgreen Co.
Site Address: Walgreens Store # 9077
Principal Address: 3390 Elm Rd

| | Unadjusted Usage, kwh (A) | Weather Adjusted Usage, kwh (B) | Weather Adjusted Usage with Energy Efficiency Addbacks, kwh (c) <i>Note 1</i> |
|----------------|------------------------------|------------------------------------|---|
| 2011 | 275,520 | 275,520 | 275,520 |
| Average | 275,520 | 275,520 | 275,520 |

| Project Number | Project Name | In-Service Date | Project Cost \$ | 50% of Project Cost \$ | KWh Saved/Year (D) counting towards utility compliance | KWh Saved/Year (E) eligible for incentive | Utility Peak Demand Reduction Contribution, KW (F) | Prescriptive Rebate Amount (G) \$ | Eligible Rebate Amount (H) \$ <i>Note 2</i> | Commitment Payment \$ |
|----------------|-----------------------------|-----------------|-----------------|------------------------|--|---|--|-----------------------------------|--|-----------------------|
| 1 | Refrigerated Case Retrofits | 09/13/2012 | \$9,999 | \$5,000 | 49,842 | 49,842 | 6 | \$3,987 | \$2,990 | |
| | | | | | - | - | - | | | |
| | | | | | - | - | - | | | |
| | | | | | - | - | - | | | |
| | | | | | - | - | - | | | |
| | | | | | - | - | - | | | |
| | | | | | - | - | - | | | |
| | | | | | - | - | - | | | |
| | | | | | - | - | - | | | |
| | | | | | - | - | - | | | |
| | | | | | - | - | - | | | |
| | | | | | - | - | - | | | |
| | | | | | - | - | - | | | |
| | | | | | - | - | - | | | |
| | | | | | - | - | - | | | |
| | | | | | - | - | - | | | |
| | | | | | - | - | - | | | |
| | | | | | - | - | - | | | |
| | | | | | - | - | - | | | |
| | | | | | - | - | - | | | |
| | | | | | - | - | - | | | |
| | | | | | - | - | - | | | |
| | | | | | - | - | - | | | |
| | | | | | - | - | - | | | |
| | | | | | - | - | - | | | |
| | | | | | - | - | - | | | |
| | | | | | - | - | - | | | |
| | | | | | - | - | - | | | |
| | | | | | - | - | - | | | |
| | | | | | - | - | - | | | |
| | | | | | - | - | - | | | |
| | | | | | - | - | - | | | |
| | | | | | - | - | - | | | |
| | | | | | - | - | - | | | |
| | | | | | - | - | - | | | |
| | | | | | - | - | - | | | |
| | | | | | - | - | - | | | |
| | | | | | - | - | - | | | |
| | | | | | - | - | - | | | |
| | | | | | - | - | - | | | |
| | | | | | - | - | - | | | |
| | | | | | - | - | - | | | |
| | | | | | - | - | - | | | |
| | | | | | - | - | - | | | |
| | | | | | - | - | - | | | |
| | | | | | - | - | - | | | |
| | | | | | - | - | - | | | |
| | | | | | - | - | - | | | |
| | | | | | - | - | - | | | |
| | | | | | - | - | - | | | |
| | | | | | - | - | - | | | |
| | | | | | - | - | - | | | |
| | | | | | - | - | - | | | |
| | | | | | - | - | - | | | |
| | | | | | - | - | - | | | |
| | | | | | - | - | - | | | |
| | | | | | - | - | - | | | |
| | | | | | - | - | - | | | |
| | | | | | - | - | - | | | |
| | | | | | - | - | - | | | |
| | | | | | - | - | - | | | |
| | | | | | - | - | - | | | |
| | | | | | - | - | - | | | |
| | | | | | - | - | - | | | |
| | | | | | - | - | - | | | |
| | | | | | - | - | - | | | |
| | | | | | - | - | - | | | |
| | | | | | - | - | - | | | |
| | | | | | - | - | - | | | |
| | | | | | - | - | - | | | |
| | | | | | - | - | - | | | |
| | | | | | - | - | - | | | |
| | | | | | - | - | - | | | |
| | | | | | - | - | - | | | |
| | | | | | - | - | - | | | |
| | | | | | - | - | - | | | |
| | | | | | - | - | - | | | |
| | | | | | - | - | - | | | |
| | | | | | - | - | - | | | |
| | | | | | - | - | - | | | |
| | | | | | - | - | - | | | |
| | | | | | - | - | - | | | |
| | | | | | - | - | - | | | |
| | | | | | - | - | - | | | |
| | | | | | - | - | - | | | |
| | | | | | - | - | - | | | |
| | | | | | - | - | - | | | |
| | | | | | - | - | - | | | |
| | | | | | - | - | - | | | |
| | | | | | - | - | - | | | |
| | | | | | - | - | - | | | |
| | | | | | - | - | - | | | |
| | | | | | - | - | - | | | |
| | | | | | - | - | - | | | |
| | | | | | - | - | - | | | |
| | | | | | - | - | - | | | |
| | | | | | - | - | - | | | |
| | | | | | - | - | - | | | |
| | | | | | - | - | - | | | |
| | | | | | - | - | - | | | |
| | | | | | - | - | - | | | |
| | | | | | - | - | - | | | |
| | | | | | - | - | - | | | |
| | | | | | - | - | - | | | |
| | | | | | - | - | - | | | |
| | | | | | - | - | - | | | |
| | | | | | - | - | - | | | |

Docket No. 13-0208
Site: 3390 Elm Rd

Notes

(1) Customer's usage is adjusted to account for the effects of the energy efficiency programs included in this application. When applicable, such adjustments are prorated to the in-service date to account for partial year savings.

(2) The eligible rebate amount is based upon 75% of the rebates offered by the FirstEnergy Commercial and Industrial Energy Efficiency programs or 75% of \$0.08/kWh for custom programs for all energy savings eligible for a cash rebate as defined in the PUCO order in Case NO.10-834-EL-EEC dated 9/15/2010, not to exceed the lesser of 50% of the project cost or \$250,000 per project. The rebate also cannot exceed \$500,000 per customer per year, per utility service territory.

Exhibit 3 Utility Cost Test

UCT = Utility Avoided Costs / Utility Costs

| Project | Total Annual Savings, MWh (A) | Utility Avoided Cost \$/MWh (B) | Utility Avoided Cost \$ (C) | Utility Cost \$ (D) | Cash Rebate \$ (E) | Administrator Variable Fee \$ (F) | Total Utility Cost \$ (G) | UCT (H) |
|--------------|----------------------------------|------------------------------------|--------------------------------|------------------------|-----------------------|--------------------------------------|------------------------------|------------|
| 1 | 50 | \$ 308 | \$ 15,365 | \$ 4,050 | \$2,990 | \$498 | \$ 7,539 | 2.0 |
| Total | 50 | \$ 308 | 15,365 | 4,050 | \$2,990 | \$498 | 7,539 | 2.0 |

Notes

- (A) From Exhibit 2, = kWh saved / 1000
- (B) This value represents avoided energy costs (wholesale energy prices) from the Department of Energy, Energy Information Administration's 2009 Annual Energy Outlook (AEO) low oil prices case. The AEO represents a national average energy price, so for a better representation of the energy price that Ohio customers would see, a Cinergy Hub equivalent price was derived by applying a ratio based on three years of historic national average and Cinergy Hub prices. This value is consistent with avoided cost assumptions used in EE&PDR Program Portfolio and Initial Benchmark Report, filed Dec 15, 2009 (See Section 8.1, paragraph a).
- (C) = (A) * (B)
- (D) Represents the utility's costs incurred for self-directed mercantile applications for applications filed and applications in progress. Includes incremental costs of legal fees, fixed administrative expenses, etc.
- (E) This is the amount of the cash rebate paid to the customer for this project.
- (F) Based on approximate Administrator's variable compensation for purposes of calculating the UCT, actual compensation may be less.
- (G) = (D) + (E) + (F)
- (H) = (C) / (G)

Walgreen Co. ~ Walgreens Store # 9077
Docket No. 13-0208

Site: 3390 Elm Rd



Ohio Edison • The Illuminating Company • Toledo Edison

Mercantile Customer Program - Custom Project Rebate Calculator

| | |
|---------------------------------|---|
| Project Name and Number: | Project 1 - Refrigerated Case Retrofits |
| Site Name: | Walgreens Store #9077 |
| Completed by (Name): | Anthony International |
| Date completed: | 9/13/2012 |

| Energy Conservation Measure | Annual Energy Savings kWh | Eligible Prescriptive Rebate Amount kWh * \$0.08 |
|---|---------------------------|--|
| Refrigerated Case Retrofits | 49,842 | 3987.36 |
| | | |
| | | |
| | | |
| | | |
| | | |
| | | |
| | | |
| | | |
| | | |
| | | |
| | | |
| | | |
| Total Project Energy Savings kWh | 49,842 | |
| Total Custom Prescriptive Rebate Amount \$ | | \$ 3,987.36 |

Notes about this rebate calculation:

The existing refrigerated cases were retrofitted to reduce energy use in the store. The beverage cases were upgraded with LED lighting, ECM fans, and were closed in with new doors. The frozen food cases were upgraded with new solid state LED lighting. Please see the attached energy calculations "WG 9077_Refrigerated Cases Calculations.pdf".



SEARCH

ZIP code, city and state, address or intersection

FIND A STORE

Browse by state

REFINE BY SERVICE

Show More

Walgreens

3390 ELM RD NE

Warren OH 44483

330-372-4622

Store #: 9077

Southeast corner of Elm Rd & N River Rd

MAKE THIS MY STORE

[Back to Results](#) | [Other Nearby Stores](#) | [Directions](#)

Shop | Photo

Mon - Fri 8AM - 10PM

Sat 8AM - 10PM

Sun 8AM - 10PM

Pharmacy

Mon - Fri 9AM - 9PM

Sat 9AM - 6PM

Sun 10AM - 6PM

Holiday hours may differ from our regular store hours.

Services

Shop

- Redbox DVD rental
- Online Ordering
- Propane Gas Exchange
- View Weekly Ad
- Print Store Coupons

Pharmacy

- Order Prescriptions
- Drive-Thru pharmacy
- Immunizations⁴
- Pharmacy Staff at this location

Photo

- Photo Same Day Pickup
- Make Photo Prints
- Create Photo Cards
- Create Photo Gifts
- Printer Cartridge Refills
- Film Roll Processing



Meet Store
Pharmacy
Team

Vaccinations

[Walk in any time or](#)

[Schedule an appointment online](#)

¹ This service is not available in all areas. Selecting more than one service may limit your results. Health tests include full cholesterol panel, total cholesterol and HDL, blood glucose, A1C and body composition.

² Call 1-866-WAG-YESS (1-866-924-9377) for more information.

³ Walgreens Home Health Care provides an expanded selection of products that includes: Lift Chairs, Scooters, Ostomy, Mastectomy and Diabetic Footwear to name a few. We have dedicated

specialists who are trained to measure and fit customers for our products and can bill Medicare and Medicaid for select items.

4

Vaccines subject to availability and immunizing professionals on duty. State, age and health condition related restrictions apply. Other vaccines may be available. See pharmacy for details.

5

Available to ages 18 and over at select Walgreens. Subject to availability. Test results are not for diagnostic or treatment purposes and are not conclusive as to the absence or presence of any health condition. Recipients are encouraged to report test results to their primary care physician. Consultation with patient does not constitute medical advice.

© Copyright 2013 Walgreen Co. All rights reserved.

20' Medium Temperature Reach-in Beverage Case - Existing

| | | | | | | |
|--|-----------------|---------------|------------------|----------|------------|---|
| Lighting | Watts | Qty | Total Watts | Total kW | Annual kWh | |
| GE (1) 58 watt 60" T8 fluorescent w/electronic ballast | 59 | 10 | 590 | 0.59 | 3,007 | Cut Sheet 1 |
| Fan Motors (operate 8760 hrs/yr) | Watts/motor | Qty | Total Watts | Total kW | Annual kWh | |
| Fasco 208V 1/20hp PSC fan motor | 106.1 | 8 | 849 | 0.85 | 7,435 | Cut Sheet 2 |
| Air Curtain (open reach-in case without doors)* | Comp. 1 & 2 kWh | Period (days) | kWh/day | Total kW | Annual kWh | |
| | 5161 | 32 | 161 | 6.72 | 58,765 | See "WG 9077_Lake Zurich Retrofit Report.pdf" |
| 12' Frozen Food Case - Existing | | | | | | |
| Lighting | Watts | Qty | Total Watts | Total kW | Annual kWh | |
| GE (1) 58 watt 60" T8 fluorescent w/electronic ballast | 59 | 8 | 472 | 0.47 | 2,405 | Cut Sheet 3 |
| Fan Motors (operate 8760 hrs/yr) | Watts/motor | Qty | Total Watts | Total kW | Annual kWh | |
| Fasco 208V 1/20hp PSC fan motor | 106.1 | 5 | 531 | 0.53 | 4,647 | Cut Sheet 2 |
| | | | Total kW | 9.16 | | |
| | | | Total Annual kWh | 76,260 | | |

20' Medium Temperature Beverage Case - Retrofitted

| | | | | | | | | | |
|---|-----------------|---------------|-------------|------|--------------------------------|----------------------------------|------------------|------------|---|
| Lighting | Watts/strip | Qty | Total Watts | kW | Interactive Factor kW (29%) | Interactive Savings kWh (29%) | Total kW | Annual kWh | |
| Optimax 72" LED strip, center - 28 watts | 28 | 10 | 280 | 0.28 | 0.08 | 414 | 0.36 | 1,841 | Cut Sheet 4 |
| Fan Motors (operate 8760 hrs/yr) | Watts | Qty | Total Watts | kW | | | Total kW | Annual kWh | |
| Morrill Motors - Arktic.59 1/20hp | 38 | 8 | 304 | 0.30 | | | 0.30 | 2,663 | Cut Sheet 6 |
| Air Curtain (open reach-in case retrofitted with doors)** | Comp. 1 & 2 kWh | Period (days) | kWh/day | kW | | | Total kW | Annual kWh | |
| | 1299 | 25 | 52 | 2.17 | | | 2.17 | 18,965 | See "WG 9077_Lake Zurich Retrofit Report.pdf" |
| 12' Frozen Food Case - Retrofitted | | | | | | | | | |
| Lighting | Watts/lamp | Qty | Total Watts | kW | Interactive Factor kW (50%) | Interactive Factor kWh (50%) | Total kW | Annual kWh | |
| Optimax 72" LED strip, center - 28 watts | 28 | 4 | 112 | 0.11 | 0.06 | 285 | 0.17 | 856 | Cut Sheet 4 |
| Optimax 72" LED strip, ends - 14 watts | 14 | 4 | 56 | 0.06 | 0.03 | 143 | 0.08 | 428 | Cut Sheet 5 |
| Fan Motors (operate 8760 hrs/yr) | Watts | Qty | Total Watts | kW | | | Total kW | Annual kWh | |
| Morrill Motors - Arktic.59 1/20hp | 38 | 5 | 190 | 0.19 | | | 0.19 | 1,664 | Cut Sheet 6 |
| | | | | | | | Total kW | 3.27 | |
| | | | | | | | Total Annual kWh | 26,418 | |

* Compressor energy use was monitored for 32 days on the beverage case without doors. The compressors were found to use 161 kWh/day. The annual energy use was calculated to be 58,765k Wh. See the document "WG 9077_Lake Zurich Retrofit Report.pdf".

** Compressor energy use was monitored for 28 days on the beverage case with new doors installed. The compressors were found to use 52 kWh/day. The annual energy use was calculated to be 18,965 kWh. See the document "WG 9077_Lake Zurich Retrofit Report.pdf".

Exhibit 1

Customer Legal Entity Name: Walgreen Co.

Site Address: Walgreens Store # 9346

Principal Address: 9166 State Route 43

| Project No. | Project Name | Narrative description of your program including, but not limited to, make, model, and year of any installed and replaced equipment: | Description of methodologies, protocols and practices used in measuring and verifying project results | What date would you have replaced your equipment if you had not replaced it early? Also, please explain briefly how you determined this future replacement date. | Please describe the less efficient new equipment that you rejected in favor of the more efficient new equipment. |
|-------------|-----------------------------|--|---|--|--|
| 1 | Refrigerated Case Retrofits | The existing reach-in beverage and frozen food cases were retrofitted to conserve energy in the store; both cases have fluorescent T8 lighting and PSC fan motors. The beverage case has an open front with an air curtain, which maintains a barrier between the refrigerated air in the case and the ambient air in the store. The beverage and frozen food cases were upgraded with new LED lighting and high-efficiency electrically-commutated fan motors. The LED lighting uses less energy than the fluorescent lighting and provides higher light levels on the refrigerated product. The ECM fan motors use less energy than the PSC motors and still provide the required amount of air flow through the case. Doors were installed on the open beverage case to significantly reduce the heat loading on the refrigeration equipment. | Please see the attached calculations "WG 9346_Refrigerated Cases Calculations.pdf". An energy study was conducted on an open beverage case at the Lake Zurich Walgreens location. The purpose of the study was to determine the energy savings from installing doors on an open beverage case. The 20' beverage case in the study is representative of the beverage cases found in all corporate Walgreens locations. See the attached document "WG 9346_Lake Zurich Retrofit Report.pdf" which determines the energy saved from enclosing the open cases with doors. | 2 to 3 years. The decision to retrofit the refrigerated cases was made to reduce energy use, increase light levels on the product, and to reduce maintenance costs | N/A |

Docket No. 13-0208

Site: 9166 State Route 43

Exhibit 2

Customer Legal Entity Name: Walgreen Co.
Site Address: Walgreens Store # 9346
Principal Address: 9166 State Route 43

| | Unadjusted Usage, kwh (A) | Weather Adjusted Usage, kwh (B) | Weather Adjusted Usage with Energy Efficiency Addbacks, kwh (c) <i>Note 1</i> |
|----------------|------------------------------|------------------------------------|---|
| 2011 | 321,600 | 321,600 | 321,600 |
| Average | 321,600 | 321,600 | 321,600 |

| Project Number | Project Name | In-Service Date | Project Cost \$ | 50% of Project Cost \$ | KWh Saved/Year (D) counting towards utility compliance | KWh Saved/Year (E) eligible for incentive | Utility Peak Demand Reduction Contribution, KW (F) | Prescriptive Rebate Amount (G) \$ | Eligible Rebate Amount (H) \$ <small>Note 2</small> | Commitment Payment \$ |
|----------------|-----------------------------|-----------------|-----------------|------------------------|--|---|--|-----------------------------------|--|-----------------------|
| 1 | Refrigerated Case Retrofits | 09/14/2012 | \$10,129 | \$5,065 | 51,035 | 51,035 | 6 | \$4,083 | \$3,062 | |
| | | | | | - | - | - | \$4,083 | | |
| | | | | | - | - | - | | | |
| | | | | | - | - | - | | | |
| | | | | | - | - | - | | | |
| | | | | | - | - | - | | | |
| | | | | | - | - | - | | | |
| | | | | | - | - | - | | | |
| | | Total | \$10,129 | | 51,035 | 51,035 | 6 | \$4,083 | \$3,062 | \$0 |

Docket No. 13-0208
Site: 9166 State Route 43

Notes

(1) Customer's usage is adjusted to account for the effects of the energy efficiency programs included in this application. When applicable, such adjustments are prorated to the in-service date to account for partial year savings.

(2) The eligible rebate amount is based upon 75% of the rebates offered by the FirstEnergy Commercial and Industrial Energy Efficiency programs or 75% of \$0.08/kWh for custom programs for all energy savings eligible for a cash rebate as defined in the PUCO order in Case NO.10-834-EL-EEC dated 9/15/2010, not to exceed the lesser of 50% of the project cost or \$250,000 per project. The rebate also cannot exceed \$500,000 per customer per year, per utility service territory.

Exhibit 3 Utility Cost Test

UCT = Utility Avoided Costs / Utility Costs

| Project | Total Annual Savings, MWh (A) | Utility Avoided Cost \$/MWh (B) | Utility Avoided Cost \$ (C) | Utility Cost \$ (D) | Cash Rebate \$ (E) | Administrator Variable Fee \$ (F) | Total Utility Cost \$ (G) | UCT (H) |
|--------------|----------------------------------|------------------------------------|--------------------------------|------------------------|-----------------------|--------------------------------------|------------------------------|------------|
| 1 | 51 | \$ 308 | \$ 15,733 | \$ 4,050 | \$3,062 | \$510 | \$ 7,623 | 2.1 |
| Total | 51 | \$ 308 | 15,733 | 4,050 | \$3,062 | \$510 | 7,623 | 2.1 |

Notes

- (A) From Exhibit 2, = kWh saved / 1000
- (B) This value represents avoided energy costs (wholesale energy prices) from the Department of Energy, Energy Information Administration's 2009 Annual Energy Outlook (AEO) low oil prices case. The AEO represents a national average energy price, so for a better representation of the energy price that Ohio customers would see, a Cinergy Hub equivalent price was derived by applying a ratio based on three years of historic national average and Cinergy Hub prices. This value is consistent with avoided cost assumptions used in EE&PDR Program Portfolio and Initial Benchmark Report, filed Dec 15, 2009 (See Section 8.1, paragraph a).
- (C) = (A) * (B)
- (D) Represents the utility's costs incurred for self-directed mercantile applications for applications filed and applications in progress. Includes incremental costs of legal fees, fixed administrative expenses, etc.
- (E) This is the amount of the cash rebate paid to the customer for this project.
- (F) Based on approximate Administrator's variable compensation for purposes of calculating the UCT, actual compensation may be less.
- (G) = (D) + (E) + (F)
- (H) = (C) / (G)

Walgreen Co. ~ Walgreens Store # 9346
Docket No. 13-0208

Site: 9166 State Route 43



Ohio Edison • The Illuminating Company • Toledo Edison

Mercantile Customer Program - Custom Project Rebate Calculator

| | |
|---------------------------------|---|
| Project Name and Number: | Project 1 - Refrigerated Case Retrofits |
| Site Name: | Walgreens Store #9346 |
| Completed by (Name): | Anthony International |
| Date completed: | 9/14/2012 |

| Energy Conservation Measure | Annual Energy Savings kWh | Eligible Prescriptive Rebate Amount kWh * \$0.08 |
|---|---------------------------|--|
| Refrigerated Case Retrofits | 51,035 | 4082.80 |
| | | |
| | | |
| | | |
| | | |
| | | |
| | | |
| | | |
| | | |
| | | |
| | | |
| | | |
| | | |
| Total Project Energy Savings kWh | 51,035 | |
| Total Custom Prescriptive Rebate Amount \$ | \$ | 4,082.80 |

Notes about this rebate calculation:

The existing refrigerated cases were retrofitted to reduce energy use in the store. The beverage cases were upgraded with LED lighting, ECM fans, and were closed in with new doors. The frozen food cases were upgraded with new solid state LED lighting. Please see the attached energy calculations "WG 9346_Refrigerated Cases Calculations.pdf".



REFINE BY SERVICE

Walgreens

9166 STATE ROUTE 43

Streetsboro OH 44241

330-422-0502

Store #: 9346

Northeast corner OF RTE 43 & RTE 14

[Back to Results](#) | [Other Nearby Stores](#) | [Directions](#)

Shop | Photo

Mon - Fri 8AM - 10PM**Sat** 8AM - 10PM**Sun** 8AM - 10PM

Pharmacy

Mon - Fri 9AM - 9PM**Sat** 9AM - 6PM**Sun** 10AM - 6PM

Holiday hours may differ from our regular store hours.

Services

Shop

- Online Ordering
- Propane Gas Exchange
- View Weekly Ad
- Print Store Coupons

Pharmacy

- Order Prescriptions
- Drive-Thru pharmacy
- Immunizations⁴
- Pharmacy Staff at this location

Photo

- Photo Same Day Pickup
- Make Photo Prints
- Create Photo Cards
- Create Photo Gifts
- Printer Cartridge Refills
- Film Roll Processing



Meet Store
Pharmacy
Team

Vaccinations

[Walk in any time or](#)
[Schedule an appointment online](#)

¹ This service is not available in all areas. Selecting more than one service may limit your results. Health tests include full cholesterol panel, total cholesterol and HDL, blood glucose, A1C and body composition.

² Call 1-866-WAG-YESS (1-866-924-9377) for more information.

³ Walgreens Home Health Care provides an expanded selection of products that includes: Lift Chairs, Scooters, Ostomy, Mastectomy and Diabetic Footwear to name a few. We have dedicated

20' Medium Temperature Reach-in Beverage Case - Existing

| | | | | | | |
|--|-----------------|---------------|------------------|----------|------------|---|
| Lighting | Watts | Qty | Total Watts | Total kW | Annual kWh | |
| GE (1) 58 watt 60" T8 fluorescent w/electronic ballast | 59 | 10 | 590 | 0.59 | 3,007 | Cut Sheet 1 |
| Fan Motors (operate 8760 hrs/yr) | Watts/motor | Qty | Total Watts | Total kW | Annual kWh | |
| Fasco 208V 1/20hp PSC fan motor | 106.1 | 8 | 849 | 0.85 | 7,435 | Cut Sheet 2 |
| Air Curtain (open reach-in case without doors)* | Comp. 1 & 2 kWh | Period (days) | kWh/day | Total kW | Annual kWh | |
| | 5161 | 32 | 161 | 6.72 | 58,765 | See "WG 9346_Lake Zurich Retrofit Report.pdf" |
| 12' Frozen Food Case - Existing | | | | | | |
| Lighting | Watts | Qty | Total Watts | Total kW | Annual kWh | |
| GE (1) 58 watt 60" T8 fluorescent w/electronic ballast | 59 | 8 | 472 | 0.47 | 2,405 | Cut Sheet 3 |
| Fan Motors (operate 8760 hrs/yr) | Watts/motor | Qty | Total Watts | Total kW | Annual kWh | |
| Fasco 208V 1/20hp PSC fan motor | 106.1 | 7 | 743 | 0.74 | 6,506 | Cut Sheet 2 |
| | | | Total kW | 9.37 | | |
| | | | Total Annual kWh | 78,118 | | |

20' Medium Temperature Beverage Case - Retrofitted

| | | | | | | | | | |
|---|-----------------|---------------|-------------|------|--------------------------------|----------------------------------|------------------|------------|---|
| Lighting | Watts/strip | Qty | Total Watts | kW | Interactive Factor kW (29%) | Interactive Savings kWh (29%) | Total kW | Annual kWh | |
| Optimax 72" LED strip, center - 28 watts | 28 | 10 | 280 | 0.28 | 0.08 | 414 | 0.36 | 1,841 | Cut Sheet 4 |
| Fan Motors (operate 8760 hrs/yr) | Watts | Qty | Total Watts | kW | | | Total kW | Annual kWh | |
| Morrill Motors - Arktic.59 1/20hp | 38 | 8 | 304 | 0.30 | | | 0.30 | 2,663 | Cut Sheet 6 |
| Air Curtain (open reach-in case retrofitted with doors)** | Comp. 1 & 2 kWh | Period (days) | kWh/day | kW | | | Total kW | Annual kWh | |
| | 1299 | 25 | 52 | 2.17 | | | 2.17 | 18,965 | See "WG 9346_Lake Zurich Retrofit Report.pdf" |
| 12' Frozen Food Case - Retrofitted | | | | | | | | | |
| Lighting | Watts/lamp | Qty | Total Watts | kW | Interactive Factor kW (50%) | Interactive Factor kWh (50%) | Total kW | Annual kWh | |
| Optimax 72" LED strip, center - 28 watts | 28 | 4 | 112 | 0.11 | 0.06 | 285 | 0.17 | 856 | Cut Sheet 4 |
| Optimax 72" LED strip, ends - 14 watts | 14 | 4 | 56 | 0.06 | 0.03 | 143 | 0.08 | 428 | Cut Sheet 5 |
| Fan Motors (operate 8760 hrs/yr) | Watts | Qty | Total Watts | kW | | | Total kW | Annual kWh | |
| Morrill Motors - Arktic.59 1/20hp | 38 | 7 | 266 | 0.27 | | | 0.27 | 2,330 | Cut Sheet 6 |
| | | | | | | | Total kW | 3.35 | |
| | | | | | | | Total Annual kWh | 27,083 | |

* Compressor energy use was monitored for 32 days on the beverage case without doors. The compressors were found to use 161 kWh/day. The annual energy use was calculated to be 58,765k Wh. See the document "WG 9346_Lake Zurich Retrofit Report.pdf".

** Compressor energy use was monitored for 28 days on the beverage case with new doors installed. The compressors were found to use 52 kWh/day. The annual energy use was calculated to be 18,965 kWh. See the document "WG 9346_Lake Zurich Retrofit Report.pdf".

Customer Legal Entity Name: Walgreen Co.
Site Address: Walgreens Store # 9372
Principal Address: 33760 Center Ridge Rd.

| Project No. | Project Name | Narrative description of your program including, but not limited to, make, model, and year of any installed and replaced equipment: | Description of methodologies, protocols and practices used in measuring and verifying project results | What date would you have replaced your equipment if you had not replaced it early? Also, please explain briefly how you determined this future replacement date. | Please describe the less efficient new equipment that you rejected in favor of the more efficient new equipment. |
|-------------|-----------------------------|--|---|---|--|
| 1 | Refrigerated Case Retrofits | The existing reach-in beverage and frozen food cases were retrofitted to conserve energy in the store; both cases have fluorescent T8 lighting and PSC fan motors. The beverage case has an open front with an air curtain, which maintains a barrier between the refrigerated air in the case and the ambient air in the store. The beverage and frozen food cases were upgraded with new LED lighting and high-efficiency electrically-commutated fan motors. The LED lighting uses less energy than the fluorescent lighting and provides higher light levels on the refrigerated product. The ECM fan motors use less energy than the PSC motors and still provide the required amount of air flow through the case. Doors were installed on the open beverage case to significantly reduce the heat loading on the refrigeration equipment. | Please see the attached calculations "WG 9372_Refrigerated Cases Calculations.pdf". An energy study was conducted on an open beverage case at the Lake Zurich Walgreens location. The purpose of the study was to determine the energy savings from installing doors on an open beverage case. The 20' beverage case in the study is representative of the beverage cases found in all corporate Walgreens locations. See the attached document "WG 9372_Lake Zurich Retrofit Report.pdf" which determines the energy saved from enclosing the open cases with doors. | 2 to 3 years. The decision to retrofit the refrigerated cases was made to reduce energy use, increase light levels on the product, and to reduce maintenance costs. | N/A |

Docket No. 13-0208
Site: 33760 Center Ridge Rd.

Exhibit 2

Customer Legal Entity Name: Walgreen Co.
Site Address: Walgreens Store # 9372
Principal Address: 33760 Center Ridge Rd.

| | Unadjusted Usage, kwh (A) | Weather Adjusted Usage, kwh (B) | Weather Adjusted Usage with Energy Efficiency Addbacks, kwh (c) <i>Note 1</i> |
|----------------|------------------------------|------------------------------------|---|
| 2011 | 377,280 | 377,280 | 377,280 |
| Average | 377,280 | 377,280 | 377,280 |

| Project Number | Project Name | In-Service Date | Project Cost \$ | 50% of Project Cost \$ | KWh Saved/Year (D) counting towards utility compliance | KWh Saved/Year (E) eligible for incentive | Utility Peak Demand Reduction Contribution, KW (F) | Prescriptive Rebate Amount (G) \$ | Eligible Rebate Amount (H) \$ <i>Note 2</i> | Commitment Payment \$ |
|----------------|-----------------------------|-----------------|-----------------|------------------------|--|---|--|-----------------------------------|--|-----------------------|
| 1 | Refrigerated Case Retrofits | 09/07/2012 | \$10,129 | \$5,065 | 51,035 | 51,035 | 6 | \$4,083 | \$3,062 | |
| | | | | | - | - | - | \$4,083 | | |
| | | | | | - | - | - | | | |
| | | | | | - | - | - | | | |
| | | | | | - | - | - | | | |
| | | | | | - | - | - | | | |
| | | | | | - | - | - | | | |
| | | | | | - | - | - | | | |
| | | | | | - | - | - | | | |
| | | Total | \$10,129 | | 51,035 | 51,035 | 6 | \$4,083 | \$3,062 | \$0 |

Docket No. 13-0208
Site: 33760 Center Ridge Rd.

Notes

(1) Customer's usage is adjusted to account for the effects of the energy efficiency programs included in this application. When applicable, such adjustments are prorated to the in-service date to account for partial year savings.

(2) The eligible rebate amount is based upon 75% of the rebates offered by the FirstEnergy Commercial and Industrial Energy Efficiency programs or 75% of \$0.08/kWh for custom programs for all energy savings eligible for a cash rebate as defined in the PUCO order in Case NO.10-834-EL-EEC dated 9/15/2010, not to exceed the lesser of 50% of the project cost or \$250,000 per project. The rebate also cannot exceed \$500,000 per customer per year, per utility service territory.

Exhibit 3 Utility Cost Test

UCT = Utility Avoided Costs / Utility Costs

| Project | Total Annual Savings, MWh (A) | Utility Avoided Cost \$/MWh (B) | Utility Avoided Cost \$ (C) | Utility Cost \$ (D) | Cash Rebate \$ (E) | Administrator Variable Fee \$ (F) | Total Utility Cost \$ (G) | UCT (H) |
|--------------|----------------------------------|------------------------------------|--------------------------------|------------------------|-----------------------|--------------------------------------|------------------------------|------------|
| 1 | 51 | \$ 308 | \$ 15,733 | \$ 4,050 | \$3,062 | \$510 | \$ 7,623 | 2.1 |
| Total | 51 | \$ 308 | 15,733 | 4,050 | \$3,062 | \$510 | 7,623 | 2.1 |

Notes

- (A) From Exhibit 2, = kWh saved / 1000
- (B) This value represents avoided energy costs (wholesale energy prices) from the Department of Energy, Energy Information Administration's 2009 Annual Energy Outlook (AEO) low oil prices case. The AEO represents a national average energy price, so for a better representation of the energy price that Ohio customers would see, a Cinergy Hub equivalent price was derived by applying a ratio based on three years of historic national average and Cinergy Hub prices. This value is consistent with avoided cost assumptions used in EE&PDR Program Portfolio and Initial Benchmark Report, filed Dec 15, 2009 (See Section 8.1, paragraph a).
- (C) = (A) * (B)
- (D) Represents the utility's costs incurred for self-directed mercantile applications for applications filed and applications in progress. Includes incremental costs of legal fees, fixed administrative expenses, etc.
- (E) This is the amount of the cash rebate paid to the customer for this project.
- (F) Based on approximate Administrator's variable compensation for purposes of calculating the UCT, actual compensation may be less.
- (G) = (D) + (E) + (F)
- (H) = (C) / (G)

Walgreen Co. ~ Walgreens Store # 9372
Docket No. 13-0208

Site: 33760 Center Ridge Rd.



Ohio Edison • The Illuminating Company • Toledo Edison

Mercantile Customer Program - Custom Project Rebate Calculator

| | |
|---------------------------------|---|
| Project Name and Number: | Project 1 - Refrigerated Case Retrofits |
| Site Name: | Walgreens Store #9372 |
| Completed by (Name): | Anthony International |
| Date completed: | 9/7/2012 |

| Energy Conservation Measure | Annual Energy Savings kWh | Eligible Prescriptive Rebate Amount kWh * \$0.08 |
|---|---------------------------|--|
| Refrigerated Case Retrofits | 51,035 | 4082.80 |
| | | |
| | | |
| | | |
| | | |
| | | |
| | | |
| | | |
| | | |
| | | |
| | | |
| | | |
| Total Project Energy Savings kWh | 51,035 | |
| Total Custom Prescriptive Rebate Amount \$ | | \$ 4,082.80 |

Notes about this rebate calculation:

The existing refrigerated cases were retrofitted to reduce energy use in the store. The beverage cases were upgraded with LED lighting, ECM fans, and were closed in with new doors. The frozen food cases were upgraded with new solid state LED lighting. Please see the attached energy calculations "WG 9372_Refrigerated Cases Calculations.pdf".



REFINE BY SERVICE

Walgreens

33760 CENTER RIDGE RD

North Ridgeville OH 44039

440-327-1330

Store #: 9372

Northwest corner of Lear Nagle Rd & Center Ridge Rd
[Back to Results](#) | [Other Nearby Stores](#) | [Directions](#)

Shop | Photo

Mon - Fri 8AM - 10PM

Sat 8AM - 10PM

Sun 8AM - 10PM

Pharmacy

Mon - Fri 8AM - 10PM

Sat 9AM - 6PM

Sun 10AM - 6PM

Holiday hours may differ from our regular store hours.

Services

Shop

- Redbox DVD rental
- Online Ordering
- Propane Gas Exchange
- View Weekly Ad
- Print Store Coupons

Pharmacy

- Order Prescriptions
- Drive-Thru pharmacy
- Immunizations⁴
- Pharmacy Staff at this location

Photo

- Photo Same Day Pickup
- Make Photo Prints
- Create Photo Cards
- Create Photo Gifts
- Printer Cartridge Refills
- Film Roll Processing



Meet Store
Pharmacy
Team

Vaccinations

[Walk in any time or](#)
[Schedule an appointment online](#)

¹ This service is not available in all areas. Selecting more than one service may limit your results. Health tests include full cholesterol panel, total cholesterol and HDL, blood glucose, A1C and body composition.

² Call 1-866-WAG-YESS (1-866-924-9377) for more information.

³ Walgreens Home Health Care provides an expanded selection of products that includes: Lift Chairs, Scooters, Ostomy, Mastectomy and Diabetic Footwear to name a few. We have dedicated

specialists who are trained to measure and fit customers for our products and can bill Medicare and Medicaid for select items.

4

Vaccines subject to availability and immunizing professionals on duty. State, age and health condition related restrictions apply. Other vaccines may be available. See pharmacy for details.

5

Available to ages 18 and over at select Walgreens. Subject to availability. Test results are not for diagnostic or treatment purposes and are not conclusive as to the absence or presence of any health condition. Recipients are encouraged to report test results to their primary care physician. Consultation with patient does not constitute medical advice.

© Copyright 2013 Walgreen Co. All rights reserved.

20' Medium Temperature Reach-in Beverage Case - Existing

| | | | | | | |
|--|-----------------|---------------|------------------|----------|------------|---|
| Lighting | Watts | Qty | Total Watts | Total kW | Annual kWh | |
| GE (1) 58 watt 60" T8 fluorescent w/electronic ballast | 59 | 10 | 590 | 0.59 | 3,007 | Cut Sheet 1 |
| Fan Motors (operate 8760 hrs/yr) | Watts/motor | Qty | Total Watts | Total kW | Annual kWh | |
| Fasco 208V 1/20hp PSC fan motor | 106.1 | 8 | 849 | 0.85 | 7,435 | Cut Sheet 2 |
| Air Curtain (open reach-in case without doors)* | Comp. 1 & 2 kWh | Period (days) | kWh/day | Total kW | Annual kWh | |
| | 5161 | 32 | 161 | 6.72 | 58,765 | See "WG 9372_Lake Zurich Retrofit Report.pdf" |
| 12' Frozen Food Case - Existing | | | | | | |
| Lighting | Watts | Qty | Total Watts | Total kW | Annual kWh | |
| GE (1) 58 watt 60" T8 fluorescent w/electronic ballast | 59 | 8 | 472 | 0.47 | 2,405 | Cut Sheet 3 |
| Fan Motors (operate 8760 hrs/yr) | Watts/motor | Qty | Total Watts | Total kW | Annual kWh | |
| Fasco 208V 1/20hp PSC fan motor | 106.1 | 7 | 743 | 0.74 | 6,506 | Cut Sheet 2 |
| | | | Total kW | 9.37 | | |
| | | | Total Annual kWh | 78,118 | | |

20' Medium Temperature Beverage Case - Retrofitted

| | | | | | | | | | |
|---|-----------------|---------------|-------------|------|--------------------------------|----------------------------------|------------------|------------|---|
| Lighting | Watts/strip | Qty | Total Watts | kW | Interactive Factor kW (29%) | Interactive Savings kWh (29%) | Total kW | Annual kWh | |
| Optimax 72" LED strip, center - 28 watts | 28 | 10 | 280 | 0.28 | 0.08 | 414 | 0.36 | 1,841 | Cut Sheet 4 |
| Fan Motors (operate 8760 hrs/yr) | Watts | Qty | Total Watts | kW | | | Total kW | Annual kWh | |
| Morrill Motors - Arktic.59 1/20hp | 38 | 8 | 304 | 0.30 | | | 0.30 | 2,663 | Cut Sheet 6 |
| Air Curtain (open reach-in case retrofitted with doors)** | Comp. 1 & 2 kWh | Period (days) | kWh/day | kW | | | Total kW | Annual kWh | |
| | 1299 | 25 | 52 | 2.17 | | | 2.17 | 18,965 | See "WG 9372_Lake Zurich Retrofit Report.pdf" |
| 12' Frozen Food Case - Retrofitted | | | | | | | | | |
| Lighting | Watts/lamp | Qty | Total Watts | kW | Interactive Factor kW (50%) | Interactive Factor kWh (50%) | Total kW | Annual kWh | |
| Optimax 72" LED strip, center - 28 watts | 28 | 4 | 112 | 0.11 | 0.06 | 285 | 0.17 | 856 | Cut Sheet 4 |
| Optimax 72" LED strip, ends - 14 watts | 14 | 4 | 56 | 0.06 | 0.03 | 143 | 0.08 | 428 | Cut Sheet 5 |
| Fan Motors (operate 8760 hrs/yr) | Watts | Qty | Total Watts | kW | | | Total kW | Annual kWh | |
| Morrill Motors - Arktic.59 1/20hp | 38 | 7 | 266 | 0.27 | | | 0.27 | 2,330 | Cut Sheet 6 |
| | | | | | | | Total kW | 3.35 | |
| | | | | | | | Total Annual kWh | 27,083 | |

* Compressor energy use was monitored for 32 days on the beverage case without doors. The compressors were found to use 161 kWh/day. The annual energy use was calculated to be 58,765k Wh. See the document "WG 9372_Lake Zurich Retrofit Report.pdf".

** Compressor energy use was monitored for 28 days on the beverage case with new doors installed. The compressors were found to use 52 kWh/day. The annual energy use was calculated to be 18,965 kWh. See the document "WG 9372_Lake Zurich Retrofit Report.pdf".

Customer Legal Entity Name: Walgreen Co.
Site Address: Walgreens Store # 10136
Principal Address: 770 Ashland Rd

| Project No. | Project Name | Narrative description of your program including, but not limited to, make, model, and year of any installed and replaced equipment: | Description of methodologies, protocols and practices used in measuring and verifying project results | What date would you have replaced your equipment if you had not replaced it early? Also, please explain briefly how you determined this future replacement date. | Please describe the less efficient new equipment that you rejected in favor of the more efficient new equipment. |
|-------------|-----------------------------|--|---|---|--|
| 1 | Refrigerated Case Retrofits | The existing reach-in beverage and frozen food cases were retrofitted to conserve energy in the store; both cases have fluorescent T8 lighting and PSC fan motors. The beverage case has an open front with an air curtain, which maintains a barrier between the refrigerated air in the case and the ambient air in the store. The beverage and frozen food cases were upgraded with new LED lighting and high-efficiency electrically-commutated fan motors. The LED lighting uses less energy than the fluorescent lighting and provides higher light levels on the refrigerated product. The ECM fan motors use less energy than the PSC motors and still provide the required amount of air flow through the case. Doors were installed on the open beverage case to significantly reduce the heat loading on the refrigeration equipment. | Please see the attached calculations "WG 10136_Refrigerated Cases Calculations.pdf". An energy study was conducted on an open beverage case at the Lake Zurich Walgreens location. The purpose of the study was to determine the energy savings from installing doors on an open beverage case. The 20' beverage case in the study is representative of the beverage cases found in all corporate Walgreens locations. See the attached document "WG 10136_Lake Zurich Retrofit Report.pdf" which determines the energy saved from enclosing the open cases with doors. | 2 to 3 years. The decision to retrofit the refrigerated cases was made to reduce energy use, increase light levels on the product, and to reduce maintenance costs. | N/A |

Docket No. 13-0208
Site: 770 Ashland Rd

Exhibit 2

Customer Legal Entity Name: Walgreen Co.
Site Address: Walgreens Store # 10136
Principal Address: 770 Ashland Rd

| | Unadjusted Usage, kwh (A) | Weather Adjusted Usage, kwh (B) | Weather Adjusted Usage with Energy Efficiency Addbacks, kwh (c) <i>Note 1</i> |
|----------------|------------------------------|------------------------------------|---|
| 2011 | 284,160 | 284,160 | 284,160 |
| Average | 284,160 | 284,160 | 284,160 |

| Project Number | Project Name | In-Service Date | Project Cost \$ | 50% of Project Cost \$ | KWh Saved/Year (D) counting towards utility compliance | KWh Saved/Year (E) eligible for incentive | Utility Peak Demand Reduction Contribution, KW (F) | Prescriptive Rebate Amount (G) \$ | Eligible Rebate Amount (H) \$ <i>Note 2</i> | Commitment Payment \$ |
|----------------|-----------------------------|-----------------|-----------------|------------------------|--|---|--|-----------------------------------|--|-----------------------|
| 1 | Refrigerated Case Retrofits | 09/18/2012 | \$10,129 | \$5,065 | 51,035 | 51,035 | 6 | \$4,083 | \$3,062 | |
| | | | | | - | - | - | | | |
| | | | | | - | - | - | | | |
| | | | | | - | - | - | | | |
| | | | | | - | - | - | | | |
| | | | | | - | - | - | | | |
| | | | | | - | - | - | | | |
| | | | | | - | - | - | | | |
| | | | | | - | - | - | | | |
| | | | | | - | - | - | | | |
| | | | | | - | - | - | | | |
| | | | | | - | - | - | | | |
| | | | | | - | - | - | | | |
| | | | | | - | - | - | | | |
| | | | | | - | - | - | | | |
| | | | | | - | - | - | | | |
| | | | | | - | - | - | | | |
| | | | | | - | - | - | | | |
| | | | | | - | - | - | | | |
| | | | | | - | - | - | | | |
| | | | | | - | - | - | | | |
| | | | | | - | - | - | | | |
| | | | | | - | - | - | | | |
| | | | | | - | - | - | | | |
| | | | | | - | - | - | | | |
| | | | | | - | - | - | | | |
| | | | | | - | - | - | | | |
| | | | | | - | - | - | | | |
| | | | | | - | - | - | | | |
| | | | | | - | - | - | | | |
| | | | | | - | - | - | | | |
| | | | | | - | - | - | | | |
| | | | | | - | - | - | | | |
| | | | | | - | - | - | | | |
| | | | | | - | - | - | | | |
| | | | | | - | - | - | | | |
| | | | | | - | - | - | | | |
| | | | | | - | - | - | | | |
| | | | | | - | - | - | | | |
| | | | | | - | - | - | | | |
| | | | | | - | - | - | | | |
| | | | | | - | - | - | | | |
| | | | | | - | - | - | | | |
| | | | | | - | - | - | | | |
| | | | | | - | - | - | | | |
| | | | | | - | - | - | | | |
| | | | | | - | - | - | | | |
| | | | | | - | - | - | | | |
| | | | | | - | - | - | | | |
| | | | | | - | - | - | | | |
| | | | | | - | - | - | | | |
| | | | | | - | - | - | | | |
| | | | | | - | - | - | | | |
| | | | | | - | - | - | | | |
| | | | | | - | - | - | | | |
| | | | | | - | - | - | | | |
| | | | | | - | - | - | | | |
| | | | | | - | - | - | | | |
| | | | | | - | - | - | | | |
| | | | | | - | - | - | | | |
| | | | | | - | - | - | | | |
| | | | | | - | - | - | | | |
| | | | | | - | - | - | | | |
| | | | | | - | - | - | | | |
| | | | | | - | - | - | | | |
| | | | | | - | - | - | | | |
| | | | | | - | - | - | | | |
| | | | | | - | - | - | | | |
| | | | | | - | - | - | | | |
| | | | | | - | - | - | | | |
| | | | | | - | - | - | | | |
| | | | | | - | - | - | | | |
| | | | | | - | - | - | | | |
| | | | | | - | - | - | | | |
| | | | | | - | - | - | | | |
| | | | | | - | - | - | | | |
| | | | | | - | - | - | | | |
| | | | | | - | - | - | | | |
| | | | | | - | - | - | | | |
| | | | | | - | - | - | | | |
| | | | | | - | - | - | | | |
| | | | | | - | - | - | | | |
| | | | | | - | - | - | | | |
| | | | | | - | - | - | | | |
| | | | | | - | - | - | | | |
| | | | | | - | - | - | | | |
| | | | | | - | - | - | | | |
| | | | | | - | - | - | | | |
| | | | | | - | - | - | | | |
| | | | | | - | - | - | | | |
| | | | | | - | - | - | | | |
| | | | | | - | - | - | | | |
| | | | | | - | - | - | | | |
| | | | | | - | - | - | | | |
| | | | | | - | - | - | | | |
| | | | | | - | - | - | | | |
| | | | | | - | - | - | | | |
| | | | | | - | - | - | | | |
| | | | | | - | - | - | | | |
| | | | | | - | - | - | | | |
| | | | | | - | - | - | | | |
| | | | | | - | - | - | | | |
| | | | | | - | - | - | | | |
| | | | | | - | - | - | | | |
| | | | | | - | - | - | | | |
| | | | | | - | - | - | | | |
| | | | | | - | - | - | | | |
| </ | | | | | | | | | | |

Docket No. 13-0208
Site: 770 Ashland Rd

Notes

(1) Customer's usage is adjusted to account for the effects of the energy efficiency programs included in this application. When applicable, such adjustments are prorated to the in-service date to account for partial year savings.

(2) The eligible rebate amount is based upon 75% of the rebates offered by the FirstEnergy Commercial and Industrial Energy Efficiency programs or 75% of \$0.08/kWh for custom programs for all energy savings eligible for a cash rebate as defined in the PUCO order in Case NO.10-834-EL-EEC dated 9/15/2010, not to exceed the lesser of 50% of the project cost or \$250,000 per project. The rebate also cannot exceed \$500,000 per customer per year, per utility service territory.

Exhibit 3 Utility Cost Test

UCT = Utility Avoided Costs / Utility Costs

| Project | Total Annual Savings, MWh (A) | Utility Avoided Cost \$/MWh (B) | Utility Avoided Cost \$ (C) | Utility Cost \$ (D) | Cash Rebate \$ (E) | Administrator Variable Fee \$ (F) | Total Utility Cost \$ (G) | UCT (H) |
|--------------|----------------------------------|------------------------------------|--------------------------------|------------------------|-----------------------|--------------------------------------|------------------------------|------------|
| 1 | 51 | \$ 308 | \$ 15,733 | \$ 4,050 | \$3,062 | \$510 | \$ 7,623 | 2.1 |
| Total | 51 | \$ 308 | 15,733 | 4,050 | \$3,062 | \$510 | 7,623 | 2.1 |

Notes

- (A) From Exhibit 2, = kWh saved / 1000
- (B) This value represents avoided energy costs (wholesale energy prices) from the Department of Energy, Energy Information Administration's 2009 Annual Energy Outlook (AEO) low oil prices case. The AEO represents a national average energy price, so for a better representation of the energy price that Ohio customers would see, a Cinergy Hub equivalent price was derived by applying a ratio based on three years of historic national average and Cinergy Hub prices. This value is consistent with avoided cost assumptions used in EE&PDR Program Portfolio and Initial Benchmark Report, filed Dec 15, 2009 (See Section 8.1, paragraph a).
- (C) = (A) * (B)
- (D) Represents the utility's costs incurred for self-directed mercantile applications for applications filed and applications in progress. Includes incremental costs of legal fees, fixed administrative expenses, etc.
- (E) This is the amount of the cash rebate paid to the customer for this project.
- (F) Based on approximate Administrator's variable compensation for purposes of calculating the UCT, actual compensation may be less.
- (G) = (D) + (E) + (F)
- (H) = (C) / (G)

Walgreen Co. ~ Walgreens Store # 10136
Docket No. 13-0208

Site: 770 Ashland Rd



Ohio Edison • The Illuminating Company • Toledo Edison

Mercantile Customer Program - Custom Project Rebate Calculator

| | |
|---------------------------------|---|
| Project Name and Number: | Project 1 - Refrigerated Case Retrofits |
| Site Name: | Walgreens Store #10136 |
| Completed by (Name): | Anthony |
| Date completed: | 9/18/2012 |

| Energy Conservation Measure | Annual Energy Savings kWh | Eligible Prescriptive Rebate Amount kWh * \$0.08 |
|---|---------------------------|--|
| Refrigerated Case Retrofits | 51,035 | 4082.80 |
| | | |
| | | |
| | | |
| | | |
| | | |
| | | |
| | | |
| | | |
| | | |
| | | |
| | | |
| Total Project Energy Savings kWh | 51,035 | |
| Total Custom Prescriptive Rebate Amount \$ | | \$ 4,082.80 |

Notes about this rebate calculation:

The existing refrigerated cases were retrofitted to reduce energy use in the store. The beverage cases were upgraded with LED lighting, ECM fans, and were closed in with new doors. The frozen food cases were upgraded with new solid state LED lighting. Please see the attached energy calculations "WG 10136_Refrigerated Cases Calculations.pdf".

20' Medium Temperature Reach-in Beverage Case - Existing

| | | | | | | |
|--|-----------------|---------------|------------------|----------|------------|--|
| Lighting | Watts | Qty | Total Watts | Total kW | Annual kWh | |
| GE (1) 58 watt 60" T8 fluorescent w/electronic ballast | 59 | 10 | 590 | 0.59 | 3,007 | Cut Sheet 1 |
| Fan Motors (operate 8760 hrs/yr) | Watts/motor | Qty | Total Watts | Total kW | Annual kWh | |
| Fasco 208V 1/20hp PSC fan motor | 106.1 | 8 | 849 | 0.85 | 7,435 | Cut Sheet 2 |
| Air Curtain (open reach-in case without doors)* | Comp. 1 & 2 kWh | Period (days) | kWh/day | Total kW | Annual kWh | |
| | 5161 | 32 | 161 | 6.72 | 58,765 | See "WG 10136_Lake Zurich Retrofit Report.pdf" |
| 12' Frozen Food Case - Existing | | | | | | |
| Lighting | Watts | Qty | Total Watts | Total kW | Annual kWh | |
| GE (1) 58 watt 60" T8 fluorescent w/electronic ballast | 59 | 8 | 472 | 0.47 | 2,405 | Cut Sheet 3 |
| Fan Motors (operate 8760 hrs/yr) | Watts/motor | Qty | Total Watts | Total kW | Annual kWh | |
| Fasco 208V 1/20hp PSC fan motor | 106.1 | 7 | 743 | 0.74 | 6,506 | Cut Sheet 2 |
| | | | Total kW | 9.37 | | |
| | | | Total Annual kWh | 78,118 | | |

20' Medium Temperature Beverage Case - Retrofitted

| | | | | | | | | | |
|---|-----------------|---------------|-------------|------|--------------------------------|----------------------------------|------------------|------------|--|
| Lighting | Watts/strip | Qty | Total Watts | kW | Interactive Factor kW (29%) | Interactive Savings kWh (29%) | Total kW | Annual kWh | |
| Optimax 72" LED strip, center - 28 watts | 28 | 10 | 280 | 0.28 | 0.08 | 414 | 0.36 | 1,841 | Cut Sheet 4 |
| Fan Motors (operate 8760 hrs/yr) | Watts | Qty | Total Watts | kW | | | Total kW | Annual kWh | |
| Morrill Motors - Arktic.59 1/20hp | 38 | 8 | 304 | 0.30 | | | 0.30 | 2,663 | Cut Sheet 6 |
| Air Curtain (open reach-in case retrofitted with doors)** | Comp. 1 & 2 kWh | Period (days) | kWh/day | kW | | | Total kW | Annual kWh | |
| | 1299 | 25 | 52 | 2.17 | | | 2.17 | 18,965 | See "WG 10136_Lake Zurich Retrofit Report.pdf" |
| 12' Frozen Food Case - Retrofitted | | | | | | | | | |
| Lighting | Watts/lamp | Qty | Total Watts | kW | Interactive Factor kW (50%) | Interactive Factor kWh (50%) | Total kW | Annual kWh | |
| Optimax 72" LED strip, center - 28 watts | 28 | 4 | 112 | 0.11 | 0.06 | 285 | 0.17 | 856 | Cut Sheet 4 |
| Optimax 72" LED strip, ends - 14 watts | 14 | 4 | 56 | 0.06 | 0.03 | 143 | 0.08 | 428 | Cut Sheet 5 |
| Fan Motors (operate 8760 hrs/yr) | Watts | Qty | Total Watts | kW | | | Total kW | Annual kWh | |
| Morrill Motors - Arktic.59 1/20hp | 38 | 7 | 266 | 0.27 | | | 0.27 | 2,330 | Cut Sheet 6 |
| | | | | | | | Total kW | 3.35 | |
| | | | | | | | Total Annual kWh | 27,083 | |

* Compressor energy use was monitored for 32 days on the beverage case without doors. The compressors were found to use 161 kWh/day. The annual energy use was calculated to be 58,765k Wh. See the document "WG 10136_Lake Zurich Retrofit Report.pdf".

** Compressor energy use was monitored for 28 days on the beverage case with new doors installed. The compressors were found to use 52 kWh/day. The annual energy use was calculated to be 18,965 kWh. See the document "WG 10136_Lake Zurich Retrofit Report.pdf".

Customer Legal Entity Name: Walgreen Co.

Site Address: Walgreens Store #9377

Principal Address: 2124 E. State St

| Project No. | Project Name | Narrative description of your program including, but not limited to, make, model, and year of any installed and replaced equipment: | Description of methodologies, protocols and practices used in measuring and verifying project results | What date would you have replaced your equipment if you had not replaced it early? Also, please explain briefly how you determined this future replacement date. | Please describe the less efficient new equipment that you rejected in favor of the more efficient new equipment. |
|-------------|-----------------------------|--|---|---|--|
| 1 | Refrigerated Case Retrofits | The existing reach-in beverage and frozen food cases were retrofitted to conserve energy in the store; both cases have fluorescent T8 lighting and PSC fan motors. The beverage case has an open front with an air curtain, which maintains a barrier between the refrigerated air in the case and the ambient air in the store. The beverage and frozen food cases were upgraded with new LED lighting and high-efficiency electrically-commutated fan motors. The LED lighting uses less energy than the fluorescent lighting and provides higher light levels on the refrigerated product. The ECM fan motors use less energy than the PSC motors and still provide the required amount of air flow through the case. Doors were installed on the open beverage case to significantly reduce the heat loading on the refrigeration equipment. | Please see the attached calculations "WG 9377_Refrigerated Cases Calculations.pdf". An energy study was conducted on an open beverage case at the Lake Zurich Walgreens location. The purpose of the study was to determine the energy savings from installing doors on an open beverage case. The 20' beverage case in the study is representative of the beverage cases found in all corporate Walgreens locations. See the attached document "WG 9377_Lake Zurich Retrofit Report.pdf" which determines the energy saved from enclosing the open cases with doors. | 2 to 3 years. The decision to retrofit the refrigerated cases was made to reduce energy use, increase light levels on the product, and to reduce maintenance costs. | N/A |

Docket No. 13-0208

Site: 2124 E. State St

Exhibit 2

Customer Legal Entity Name: Walgreen Co.
Site Address: Walgreens Store #9377
Principal Address: 2124 E. State St

| | Unadjusted Usage, kwh (A) | Weather Adjusted Usage, kwh (B) | Weather Adjusted Usage with Energy Efficiency Addbacks, kwh (c) <i>Note 1</i> |
|----------------|------------------------------|------------------------------------|---|
| 2011 | 316,320 | 316,320 | 316,320 |
| Average | 316,320 | 316,320 | 316,320 |

| Project Number | Project Name | In-Service Date | Project Cost \$ | 50% of Project Cost \$ | KWh Saved/Year (D) counting towards utility compliance | KWh Saved/Year (E) eligible for incentive | Utility Peak Demand Reduction Contribution, KW (F) | Prescriptive Rebate Amount (G) \$ | Eligible Rebate Amount (H) \$ <i>Note 2</i> | Commitment Payment \$ |
|----------------|-----------------------------|-----------------|-----------------|------------------------|--|---|--|-----------------------------------|--|-----------------------|
| 1 | Refrigerated Case Retrofits | 09/14/2012 | \$18,000 | \$9,000 | 49,982 | 49,982 | 6 | \$3,999 | \$2,999 | |
| | | | | | - | - | - | | | |
| | | | | | - | - | - | | | |
| | | | | | - | - | - | | | |
| | | | | | - | - | - | | | |
| | | | | | - | - | - | | | |
| | | | | | - | - | - | | | |
| | | | | | - | - | - | | | |
| | | Total | \$18,000 | | 49,982 | 49,982 | 6 | \$3,999 | \$2,999 | \$0 |

Docket No. 13-0208
Site: 2124 E. State St

Notes

(1) Customer's usage is adjusted to account for the effects of the energy efficiency programs included in this application. When applicable, such adjustments are prorated to the in-service date to account for partial year savings.

(2) The eligible rebate amount is based upon 75% of the rebates offered by the FirstEnergy Commercial and Industrial Energy Efficiency programs or 75% of \$0.08/kWh for custom programs for all energy savings eligible for a cash rebate as defined in the PUCO order in Case NO.10-834-EL-EEC dated 9/15/2010, not to exceed the lesser of 50% of the project cost or \$250,000 per project. The rebate also cannot exceed \$500,000 per customer per year, per utility service territory.

Exhibit 3 Utility Cost Test

UCT = Utility Avoided Costs / Utility Costs

| Project | Total Annual Savings, MWh (A) | Utility Avoided Cost \$/MWh (B) | Utility Avoided Cost \$ (C) | Utility Cost \$ (D) | Cash Rebate \$ (E) | Administrator Variable Fee \$ (F) | Total Utility Cost \$ (G) | UCT (H) |
|--------------|----------------------------------|------------------------------------|--------------------------------|------------------------|-----------------------|--------------------------------------|------------------------------|------------|
| 1 | 50 | \$ 308 | \$ 15,408 | \$ 4,050 | \$2,999 | \$500 | \$ 7,549 | 2.0 |
| Total | 50 | \$ 308 | 15,408 | 4,050 | \$2,999 | \$500 | 7,549 | 2.0 |

Notes

- (A) From Exhibit 2, = kWh saved / 1000
- (B) This value represents avoided energy costs (wholesale energy prices) from the Department of Energy, Energy Information Administration's 2009 Annual Energy Outlook (AEO) low oil prices case. The AEO represents a national average energy price, so for a better representation of the energy price that Ohio customers would see, a Cinergy Hub equivalent price was derived by applying a ratio based on three years of historic national average and Cinergy Hub prices. This value is consistent with avoided cost assumptions used in EE&PDR Program Portfolio and Initial Benchmark Report, filed Dec 15, 2009 (See Section 8.1, paragraph a).
- (C) = (A) * (B)
- (D) Represents the utility's costs incurred for self-directed mercantile applications for applications filed and applications in progress. Includes incremental costs of legal fees, fixed administrative expenses, etc.
- (E) This is the amount of the cash rebate paid to the customer for this project.
- (F) Based on approximate Administrator's variable compensation for purposes of calculating the UCT, actual compensation may be less.
- (G) = (D) + (E) + (F)
- (H) = (C) / (G)

Walgreen Co. ~ Walgreens Store #9377
Docket No. 13-0208

Site: 2124 E. State St



REFINE BY SERVICE

Walgreens

2124 E STATE ST

Salem OH 44460

330-337-8001

Store #: 9377

Northwest corner of N Madison Ave & E State St

[Back to Results](#) | [Other Nearby Stores](#) | [Directions](#)

Shop | Photo

| | |
|------------|------------|
| Mon | 8AM - 12AM |
| Tue | 8AM - 10PM |
| Wed | 8AM - 10PM |
| Thu | 8AM - 10PM |
| Fri | 8AM - 10PM |
| Sat | 8AM - 12AM |
| Sun | 8AM - 12AM |

Pharmacy

| | |
|------------------|------------|
| Mon - Fri | 8AM - 10PM |
| Sat | 9AM - 6PM |
| Sun | 10AM - 6PM |

Holiday hours may differ from our regular store hours.

Services

Shop

- Redbox DVD rental
- Online Ordering
- Propane Gas Exchange
- View Weekly Ad
- Print Store Coupons

Pharmacy

- Order Prescriptions
- Drive-Thru pharmacy
- Immunizations⁴
- Pharmacy Staff at this location

Photo

- Photo Same Day Pickup
- Make Photo Prints
- Create Photo Cards
- Create Photo Gifts



Meet Store
Pharmacy
Team

Vaccinations

[Walk in any time or](#)
[Schedule an appointment online](#)

¹ This service is not available in all areas. Selecting more than one service may limit your results. Health tests include full cholesterol panel, total cholesterol and HDL, blood glucose, A1C and body composition.

² Call 1-866-WAG-YESS (1-866-924-9377) for more information.

³ Walgreens Home Health Care provides an expanded selection of products that includes: Lift Chairs, Scooters, Ostomy, Mastectomy and Diabetic Footwear to name a few. We have dedicated

specialists who are trained to measure and fit customers for our products and can bill Medicare and Medicaid for select items.

4

Vaccines subject to availability and immunizing professionals on duty. State, age and health condition related restrictions apply. Other vaccines may be available. See pharmacy for details.

5

Available to ages 18 and over at select Walgreens. Subject to availability. Test results are not for diagnostic or treatment purposes and are not conclusive as to the absence or presence of any health condition. Recipients are encouraged to report test results to their primary care physician. Consultation with patient does not constitute medical advice.

© Copyright 2013 Walgreen Co. All rights reserved.

20' Medium Temperature Reach-in Beverage Case - Existing

| | | | | | | |
|--|-----------------|---------------|------------------|----------|------------|---|
| Lighting | Watts | Qty | Total Watts | Total kW | Annual kWh | |
| GE (1) 58 watt 60" T8 fluorescent w/electronic ballast | 59 | 10 | 590 | 0.59 | 3,191 | Cut Sheet 1 |
| Fan Motors (operate 8760 hrs/yr) | Watts/motor | Qty | Total Watts | Total kW | Annual kWh | |
| Fasco 208V 1/20hp PSC fan motor | 106.1 | 8 | 849 | 0.85 | 7,435 | Cut Sheet 2 |
| Air Curtain (open reach-in case without doors)* | Comp. 1 & 2 kWh | Period (days) | kWh/day | Total kW | Annual kWh | |
| | 5161 | 32 | 161 | 6.72 | 58,765 | See "WG 9377_Lake Zurich Retrofit Report.pdf" |
| 12' Frozen Food Case - Existing | | | | | | |
| Lighting | Watts | Qty | Total Watts | Total kW | Annual kWh | |
| GE (1) 58 watt 60" T8 fluorescent w/electronic ballast | 59 | 8 | 472 | 0.47 | 2,553 | Cut Sheet 3 |
| Fan Motors (operate 8760 hrs/yr) | Watts/motor | Qty | Total Watts | Total kW | Annual kWh | |
| Fasco 208V 1/20hp PSC fan motor | 106.1 | 5 | 531 | 0.53 | 4,647 | Cut Sheet 2 |
| | | | Total kW | 9.16 | | |
| | | | Total Annual kWh | 76,591 | | |

20' Medium Temperature Beverage Case - Retrofitted

| | | | | | | | | | |
|---|-----------------|---------------|-------------|------|--------------------------------|----------------------------------|------------------|------------|---|
| Lighting | Watts/strip | Qty | Total Watts | kW | Interactive Factor kW (29%) | Interactive Savings kWh (29%) | Total kW | Annual kWh | |
| Optimax 72" LED strip, center - 28 watts | 28 | 10 | 280 | 0.28 | 0.08 | 439 | 0.36 | 1,953 | Cut Sheet 4 |
| Fan Motors (operate 8760 hrs/yr) | Watts | Qty | Total Watts | kW | | | Total kW | Annual kWh | |
| Morrill Motors - Arktic.59 1/20hp | 38 | 8 | 304 | 0.30 | | | 0.30 | 2,663 | Cut Sheet 6 |
| Air Curtain (open reach-in case retrofitted with doors)** | Comp. 1 & 2 kWh | Period (days) | kWh/day | kW | | | Total kW | Annual kWh | |
| | 1299 | 25 | 52 | 2.17 | | | 2.17 | 18,965 | See "WG 9377_Lake Zurich Retrofit Report.pdf" |
| 12' Frozen Food Case - Retrofitted | | | | | | | | | |
| Lighting | Watts/lamp | Qty | Total Watts | kW | Interactive Factor kW (50%) | Interactive Factor kWh (50%) | Total kW | Annual kWh | |
| Optimax 72" LED strip, center - 28 watts | 28 | 4 | 112 | 0.11 | 0.06 | 303 | 0.17 | 909 | Cut Sheet 4 |
| Optimax 72" LED strip, ends - 14 watts | 14 | 4 | 56 | 0.06 | 0.03 | 151 | 0.08 | 454 | Cut Sheet 5 |
| Fan Motors (operate 8760 hrs/yr) | Watts | Qty | Total Watts | kW | | | Total kW | Annual kWh | |
| Morrill Motors - Arktic.59 1/20hp | 38 | 5 | 190 | 0.19 | | | 0.19 | 1,664 | Cut Sheet 6 |
| | | | | | | | Total kW | 3.27 | |
| | | | | | | | Total Annual kWh | 26,609 | |

| | | |
|--|--------------------|--------|
| | kW Savings | 5.89 |
| | Annual Savings kWh | 49,982 |

* Compressor energy use was monitored for 32 days on the beverage case without doors. The compressors were found to use 161 kWh/day. The annual energy use was calculated to be 58,765k Wh. See the document "WG 9377_Lake Zurich Retrofit Report.pdf".

** Compressor energy use was monitored for 28 days on the beverage case with new doors installed. The compressors were found to use 52 kWh/day. The annual energy use was calculated to be 18,965 kWh. See the document "WG 9377_Lake Zurich Retrofit Report.pdf".

Customer Legal Entity Name: Walgreen Co.
Site Address: Walgreens Store #2132 (Store #9903)
Principal Address: 3800 Tippecanoe Rd

| Project No. | Project Name | Narrative description of your program including, but not limited to, make, model, and year of any installed and replaced equipment: | Description of methodologies, protocols and practices used in measuring and verifying project results | What date would you have replaced your equipment if you had not replaced it early? Also, please explain briefly how you determined this future replacement date. | Please describe the less efficient new equipment that you rejected in favor of the more efficient new equipment. |
|-------------|-----------------------------|--|---|---|--|
| 1 | Refrigerated Case Retrofits | The existing reach-in beverage and frozen food cases were retrofitted to conserve energy in the store; both cases have fluorescent T8 lighting and PSC fan motors. The beverage case has an open front with an air curtain, which maintains a barrier between the refrigerated air in the case and the ambient air in the store. The beverage and frozen food cases were upgraded with new LED lighting and high-efficiency electrically-commutated fan motors. The LED lighting uses less energy than the fluorescent lighting and provides higher light levels on the refrigerated product. The ECM fan motors use less energy than the PSC motors and still provide the required amount of air flow through the case. Doors were installed on the open beverage case to significantly reduce the heat loading on the refrigeration equipment. | Please see the attached calculations "WG 9903_Refrigerated Cases Calculations.pdf". An energy study was conducted on an open beverage case at the Lake Zurich Walgreens location. The purpose of the study was to determine the energy savings from installing doors on an open beverage case. The 20' beverage case in the study is representative of the beverage cases found in all corporate Walgreens locations. See the attached document "WG 9903_Lake Zurich Retrofit Report.pdf" which determines the energy saved from enclosing the open cases with doors. | 2 to 3 years. The decision to retrofit the refrigerated cases was made to reduce energy use, increase light levels on the product, and to reduce maintenance costs. | N/A |

Docket No. 13-0208
Site: 3800 Tippecanoe Rd

Exhibit 2

Customer Legal Entity Name: Walgreen Co.

Site Address: Walgreens Store #2132 (Store #9903)

Principal Address: 3800 Tippecanoe Rd

| | Unadjusted Usage, kwh (A) | Weather Adjusted Usage, kwh (B) | Weather Adjusted Usage with Energy Efficiency Addbacks, kwh (c) <i>Note 1</i> |
|----------------|------------------------------|------------------------------------|---|
| 2011 | 372,000 | 372,000 | 372,000 |
| Average | 372,000 | 372,000 | 372,000 |

| Project Number | Project Name | In-Service Date | Project Cost \$ | 50% of Project Cost \$ | KWh Saved/Year (D) counting towards utility compliance | KWh Saved/Year (E) eligible for incentive | Utility Peak Demand Reduction Contribution, KW (F) | Prescriptive Rebate Amount (G) \$ | Eligible Rebate Amount (H) \$ <i>Note 2</i> | Commitment Payment \$ |
|----------------|-----------------------------|-----------------|-----------------|------------------------|--|---|--|-----------------------------------|--|-----------------------|
| 1 | Refrigerated Case Retrofits | 09/14/2012 | \$10,129 | \$5,065 | 51,035 | 51,035 | 6 | \$4,083 | \$3,062 | |
| | | | | | - | - | - | | | |
| | | | | | - | - | - | | | |
| | | | | | - | - | - | | | |
| | | | | | - | - | - | | | |
| | | | | | - | - | - | | | |
| | | | | | - | - | - | | | |
| | | | | | - | - | - | | | |
| | | | | | - | - | - | | | |
| | | | | | - | - | - | | | |
| | | | | | - | - | - | | | |
| | | | | | - | - | - | | | |
| | | | | | - | - | - | | | |
| | | | | | - | - | - | | | |
| | | | | | - | - | - | | | |
| | | | | | - | - | - | | | |
| | | | | | - | - | - | | | |
| | | | | | - | - | - | | | |
| | | | | | - | - | - | | | |
| | | | | | - | - | - | | | |
| | | | | | - | - | - | | | |
| | | | | | - | - | - | | | |
| | | | | | - | - | - | | | |
| | | | | | - | - | - | | | |
| | | | | | - | - | - | | | |
| | | | | | - | - | - | | | |
| | | | | | - | - | - | | | |
| | | | | | - | - | - | | | |
| | | | | | - | - | - | | | |
| | | | | | - | - | - | | | |
| | | | | | - | - | - | | | |
| | | | | | - | - | - | | | |
| | | | | | - | - | - | | | |
| | | | | | - | - | - | | | |
| | | | | | - | - | - | | | |
| | | | | | - | - | - | | | |
| | | | | | - | - | - | | | |
| | | | | | - | - | - | | | |
| | | | | | - | - | - | | | |
| | | | | | - | - | - | | | |
| | | | | | - | - | - | | | |
| | | | | | - | - | - | | | |
| | | | | | - | - | - | | | |
| | | | | | - | - | - | | | |
| | | | | | - | - | - | | | |
| | | | | | - | - | - | | | |
| | | | | | - | - | - | | | |
| | | | | | - | - | - | | | |
| | | | | | - | - | - | | | |
| | | | | | - | - | - | | | |
| | | | | | - | - | - | | | |
| | | | | | - | - | - | | | |
| | | | | | - | - | - | | | |
| | | | | | - | - | - | | | |
| | | | | | - | - | - | | | |
| | | | | | - | - | - | | | |
| | | | | | - | - | - | | | |
| | | | | | - | - | - | | | |
| | | | | | - | - | - | | | |
| | | | | | - | - | - | | | |
| | | | | | - | - | - | | | |
| | | | | | - | - | - | | | |
| | | | | | - | - | - | | | |
| | | | | | - | - | - | | | |
| | | | | | - | - | - | | | |
| | | | | | - | - | - | | | |
| | | | | | - | - | - | | | |
| | | | | | - | - | - | | | |
| | | | | | - | - | - | | | |
| | | | | | - | - | - | | | |
| | | | | | - | - | - | | | |
| | | | | | - | - | - | | | |
| | | | | | - | - | - | | | |
| | | | | | - | - | - | | | |
| | | | | | - | - | - | | | |
| | | | | | - | - | - | | | |
| | | | | | - | - | - | | | |
| | | | | | - | - | - | | | |
| | | | | | - | - | - | | | |
| | | | | | - | - | - | | | |
| | | | | | - | - | - | | | |
| | | | | | - | - | - | | | |
| | | | | | - | - | - | | | |
| | | | | | - | - | - | | | |
| | | | | | - | - | - | | | |
| | | | | | - | - | - | | | |
| | | | | | - | - | - | | | |
| | | | | | - | - | - | | | |
| | | | | | - | - | - | | | |
| | | | | | - | - | - | | | |
| | | | | | - | - | - | | | |
| | | | | | - | - | - | | | |
| | | | | | - | - | - | | | |
| | | | | | - | - | - | | | |
| | | | | | - | - | - | | | |
| | | | | | - | - | - | | | |
| | | | | | - | - | - | | | |
| | | | | | - | - | - | | | |
| | | | | | - | - | - | | | |
| | | | | | - | - | - | | | |
| | | | | | - | - | - | | | |
| | | | | | - | - | - | | | |
| | | | | | - | - | - | | | |
| | | | | | - | - | - | | | |
| | | | | | - | - | - | | | |
| | | | | | - | - | - | | | |
| | | | | | - | - | - | </ | | |

Docket No. 13-0208

Site: 3800 Tippecanoe Rd

Notes

(1) Customer's usage is adjusted to account for the effects of the energy efficiency programs included in this application. When applicable, such adjustments are prorated to the in-service date to account for partial year savings.

(2) The eligible rebate amount is based upon 75% of the rebates offered by the FirstEnergy Commercial and Industrial Energy Efficiency programs or 75% of \$0.08/kWh for custom programs for all energy savings eligible for a cash rebate as defined in the PUCO order in Case NO.10-834-EEC dated 9/15/2010, not to exceed the lesser of 50% of the project cost or \$250,000 per project. The rebate also cannot exceed \$500,000 per customer per year, per utility service territory.

Exhibit 3 Utility Cost Test

UCT = Utility Avoided Costs / Utility Costs

| Project | Total Annual Savings, MWh (A) | Utility Avoided Cost \$/MWh (B) | Utility Avoided Cost \$ (C) | Utility Cost \$ (D) | Cash Rebate \$ (E) | Administrator Variable Fee \$ (F) | Total Utility Cost \$ (G) | UCT (H) |
|--------------|----------------------------------|------------------------------------|--------------------------------|------------------------|-----------------------|--------------------------------------|------------------------------|------------|
| 1 | 51 | \$ 308 | \$ 15,733 | \$ 4,050 | \$3,062 | \$510 | \$ 7,623 | 2.1 |
| Total | 51 | \$ 308 | 15,733 | 4,050 | \$3,062 | \$510 | 7,623 | 2.1 |

Notes

- (A) From Exhibit 2, = kWh saved / 1000
- (B) This value represents avoided energy costs (wholesale energy prices) from the Department of Energy, Energy Information Administration's 2009 Annual Energy Outlook (AEO) low oil prices case. The AEO represents a national average energy price, so for a better representation of the energy price that Ohio customers would see, a Cinergy Hub equivalent price was derived by applying a ratio based on three years of historic national average and Cinergy Hub prices. This value is consistent with avoided cost assumptions used in EE&PDR Program Portfolio and Initial Benchmark Report, filed Dec 15, 2009 (See Section 8.1, paragraph a).
- (C) = (A) * (B)
- (D) Represents the utility's costs incurred for self-directed mercantile applications for applications filed and applications in progress. Includes incremental costs of legal fees, fixed administrative expenses, etc.
- (E) This is the amount of the cash rebate paid to the customer for this project.
- (F) Based on approximate Administrator's variable compensation for purposes of calculating the UCT, actual compensation may be less.
- (G) = (D) + (E) + (F)
- (H) = (C) / (G)

Walgreen Co. ~ Walgreens Store #2132 (Store #9903)
Docket No. 13-0208

Site: 3800 Tippecanoe Rd



Ohio Edison • The Illuminating Company • Toledo Edison

Mercantile Customer Program - Custom Project Rebate Calculator

| | |
|---------------------------------|---|
| Project Name and Number: | Project 1 - Refrigerated Case Retrofits |
| Site Name: | Walgreens Store #9903 |
| Completed by (Name): | Anthony International |
| Date completed: | 9/14/2012 |

| Energy Conservation Measure | Annual Energy Savings kWh | Eligible Prescriptive Rebate Amount kWh * \$0.08 |
|---|---------------------------|--|
| Refrigerated Case Retrofits | 51,035 | 4082.80 |
| | | |
| | | |
| | | |
| | | |
| | | |
| | | |
| | | |
| | | |
| | | |
| | | |
| | | |
| Total Project Energy Savings kWh | 51,035 | |
| Total Custom Prescriptive Rebate Amount \$ | | \$ 4,082.80 |

Notes about this rebate calculation:

The existing refrigerated cases were retrofitted to reduce energy use in the store. The beverage cases were upgraded with LED lighting, ECM fans, and were closed in with new doors. The frozen food cases were upgraded with new solid state LED lighting. Please see the attached energy calculations "WG 9903_Refrigerated Cases Calculations.pdf".



[FIND A STORE](#)
[Browse by state](#)

REFINE BY SERVICE

[Show More](#)

Walgreens

3800 TIPPECANOE RD

[MAKE THIS MY STORE](#)

Youngstown OH 44511

330-797-3205

Store #: 9903

Southwest corner OF TIPPECANOE & RTE 62

[Back to Results](#) | [Other Nearby Stores](#) | [Directions](#)

Shop | Photo

Mon - Fri 8AM - 10PM

Sat 8AM - 10PM

Sun 8AM - 10PM

Pharmacy

Mon - Fri 9AM - 9PM

Sat 9AM - 6PM

Sun 10AM - 6PM

Holiday hours may differ from our regular store hours.

Services

Shop

- Redbox DVD rental
- Online Ordering
- Propane Gas Exchange
- View Weekly Ad
- Print Store Coupons

Pharmacy

- Order Prescriptions
- Drive-Thru pharmacy
- Immunizations⁴
- Pharmacy Staff at this location

Photo

- Photo Same Day Pickup
- Make Photo Prints
- Create Photo Cards
- Create Photo Gifts



Meet Store
Pharmacy
Team

Vaccinations

[Walk in any time or](#)

[Schedule an appointment online](#)

¹ This service is not available in all areas. Selecting more than one service may limit your results. Health tests include full cholesterol panel, total cholesterol and HDL, blood glucose, A1C and body composition.

² Call 1-866-WAG-YESS (1-866-924-9377) for more information.

³ Walgreens Home Health Care provides an expanded selection of products that includes: Lift Chairs, Scooters, Ostomy, Mastectomy and Diabetic Footwear to name a few. We have dedicated

specialists who are trained to measure and fit customers for our products and can bill Medicare and Medicaid for select items.

Vaccines subject to availability and immunizing professionals on duty. State, age and health condition related restrictions apply. Other vaccines may be available. See pharmacy for details.

Available to ages 18 and over at select Walgreens. Subject to availability. Test results are not for diagnostic or treatment purposes and are not conclusive as to the absence or presence of any health condition. Recipients are encouraged to report test results to their primary care physician. Consultation with patient does not constitute medical advice.

© Copyright 2013 Walgreen Co. All rights reserved.

20' Medium Temperature Reach-in Beverage Case - Existing

| | | | | | | |
|--|-----------------|---------------|------------------|----------|------------|---|
| Lighting | Watts | Qty | Total Watts | Total kW | Annual kWh | |
| GE (1) 58 watt 60" T8 fluorescent w/electronic ballast | 59 | 10 | 590 | 0.59 | 3,007 | Cut Sheet 1 |
| Fan Motors (operate 8760 hrs/yr) | Watts/motor | Qty | Total Watts | Total kW | Annual kWh | |
| Fasco 208V 1/20hp PSC fan motor | 106.1 | 8 | 849 | 0.85 | 7,435 | Cut Sheet 2 |
| Air Curtain (open reach-in case without doors)* | Comp. 1 & 2 kWh | Period (days) | kWh/day | Total kW | Annual kWh | |
| | 5161 | 32 | 161 | 6.72 | 58,765 | See "WG 9903_Lake Zurich Retrofit Report.pdf" |
| 12' Frozen Food Case - Existing | | | | | | |
| Lighting | Watts | Qty | Total Watts | Total kW | Annual kWh | |
| GE (1) 58 watt 60" T8 fluorescent w/electronic ballast | 59 | 8 | 472 | 0.47 | 2,405 | Cut Sheet 3 |
| Fan Motors (operate 8760 hrs/yr) | Watts/motor | Qty | Total Watts | Total kW | Annual kWh | |
| Fasco 208V 1/20hp PSC fan motor | 106.1 | 7 | 743 | 0.74 | 6,506 | Cut Sheet 2 |
| | | | Total kW | 9.37 | | |
| | | | Total Annual kWh | 78,118 | | |

20' Medium Temperature Beverage Case - Retrofitted

| | | | | | | | | | |
|---|-----------------|---------------|-------------|------|--------------------------------|----------------------------------|------------------|------------|---|
| Lighting | Watts/strip | Qty | Total Watts | kW | Interactive Factor kW (29%) | Interactive Savings kWh (29%) | Total kW | Annual kWh | |
| Optimax 72" LED strip, center - 28 watts | 28 | 10 | 280 | 0.28 | 0.08 | 414 | 0.36 | 1,841 | Cut Sheet 4 |
| Fan Motors (operate 8760 hrs/yr) | Watts | Qty | Total Watts | kW | | | Total kW | Annual kWh | |
| Morrill Motors - Arktic.59 1/20hp | 38 | 8 | 304 | 0.30 | | | 0.30 | 2,663 | Cut Sheet 6 |
| Air Curtain (open reach-in case retrofitted with doors)** | Comp. 1 & 2 kWh | Period (days) | kWh/day | kW | | | Total kW | Annual kWh | |
| | 1299 | 25 | 52 | 2.17 | | | 2.17 | 18,965 | See "WG 9903_Lake Zurich Retrofit Report.pdf" |
| 12' Frozen Food Case - Retrofitted | | | | | | | | | |
| Lighting | Watts/lamp | Qty | Total Watts | kW | Interactive Factor kW (50%) | Interactive Factor kWh (50%) | Total kW | Annual kWh | |
| Optimax 72" LED strip, center - 28 watts | 28 | 4 | 112 | 0.11 | 0.06 | 285 | 0.17 | 856 | Cut Sheet 4 |
| Optimax 72" LED strip, ends - 14 watts | 14 | 4 | 56 | 0.06 | 0.03 | 143 | 0.08 | 428 | Cut Sheet 5 |
| Fan Motors (operate 8760 hrs/yr) | Watts | Qty | Total Watts | kW | | | Total kW | Annual kWh | |
| Morrill Motors - Arktic.59 1/20hp | 38 | 7 | 266 | 0.27 | | | 0.27 | 2,330 | Cut Sheet 6 |
| | | | | | | | Total kW | 3.35 | |
| | | | | | | | Total Annual kWh | 27,083 | |

* Compressor energy use was monitored for 32 days on the beverage case without doors. The compressors were found to use 161 kWh/day. The annual energy use was calculated to be 58,765k Wh. See the document "WG 9903_Lake Zurich Retrofit Report.pdf".

** Compressor energy use was monitored for 28 days on the beverage case with new doors installed. The compressors were found to use 52 kWh/day. The annual energy use was calculated to be 18,965 kWh. See the document "WG 9903_Lake Zurich Retrofit Report.pdf".

Mercantile Customer Project Commitment Agreement
Cash Rebate Option

THIS MERCANTILE CUSTOMER PROJECT COMMITMENT AGREEMENT ("Agreement") is made and entered into by and between Ohio Edison Company, its successors and assigns (hereinafter called the "Company") and Walgreen Co., Taxpayer ID No. 36-1924025 its permitted successors and assigns (hereinafter called the "Customer") (collectively the "Parties" or individually the "Party") and is effective on the date last executed by the Parties as indicated below.

WITNESSETH

WHEREAS, the Company is an electric distribution utility and electric light company, as both of these terms are defined in R.C. § 4928.01(A); and

WHEREAS, Customer is a mercantile customer, as that term is defined in R.C. § 4928.01(A)(19), doing business within the Company's certified service territory; and

WHEREAS, R.C. § 4928.66 (the "Statute") requires the Company to meet certain energy efficiency and peak demand reduction ("EE&PDR") benchmarks; and

WHEREAS, when complying with certain EE&PDR benchmarks the Company may include the effects of mercantile customer-sited EE&PDR projects; and

WHEREAS, Customer has certain customer-sited demand reduction, demand response, or energy efficiency project(s) as set forth in attached Exhibit 1 (the "Customer Energy Project(s)") that it desires to commit to the Company for integration into the Company's Energy Efficiency & Peak Demand Reduction Program Portfolio Plan ("Company Plan") that the Company will implement in order to comply with the Statute; and

WHEREAS, the Customer, pursuant to the Public Utilities Commission of Ohio's ("Commission") September 15, 2010 Order in Case No. 10-834-EL-EEC, desires to pursue a cash rebate of some of the costs pertaining to its Customer Energy Project(s) ("Cash Rebate") and is committing the Customer Energy Project(s) as a result of such incentive.

WHEREAS, Customer's decision to commit its Customer Energy Project(s) to the Company for inclusion in the Company Plan has been reasonably encouraged by the possibility of a Cash Rebate.

WHEREAS, in consideration of, and upon receipt of, said cash rebate, Customer will commit the Customer Energy Project(s) to the Company and will comply with all other terms and conditions set forth herein.

NOW THEREFORE, in consideration of the mutual promises set forth herein, and for other good and valuable consideration, the receipt and sufficiency of which is hereby acknowledged, the parties, intending to be legally bound, do hereby agree as follows:

1. **Customer Energy Projects.** Customer hereby commits to the Company and Company accepts for integration into the Company Plan the Customer Energy Project(s) set forth on attached Exhibit 1. Said commitment shall be for the life of the Customer Energy Project(s). Company will incorporate said project(s) into the Company Plan to the extent that such projects qualify. In so committing, and as evidenced by the affidavit attached hereto as Exhibit A, Customer acknowledges that the information provided to the Company about the Customer Energy Project(s) is true and accurate to the best of its knowledge.

- a. By committing the Customer Energy Project(s) to the Company, Customer acknowledges and agrees that the Company shall control the use of the kWh and/or kW reductions resulting from said projects for purposes of complying with the Statute. By committing the Customer Energy Project(s), Customer further acknowledges and agrees that the Company shall take ownership of the energy efficiency capacity rights associated with said Project(s) and shall, at its sole discretion, aggregate said capacity into the PJM market through an auction. Any proceeds from any such bids accepted by PJM will be used to offset the costs charged to the Customer and other of the Company's customers for compliance with state mandated energy efficiency and/or peak demand requirements
 - b. The Company acknowledges that some of Customer's Energy Projects contemplated in this paragraph may have been performed under certain other federal and/or state programs in which certain parameters are required to be maintained in order to retain preferential financing or other government benefits (individually and collectively, as appropriate, "Benefits"). In the event that the use of any such project by the Company in any way affects such Benefits, and upon written request from the Customer, Company will release said Customer's Energy Project(s) to the extent necessary for Customer to meet the prerequisites for such Benefits. Customer acknowledges that such release (i) may affect Customer's cash rebate discussed in Article 3 below; and (ii) will not affect any of Customer's other requirements or obligations.
 - c. Any future Customer Energy Project(s) committed by Customer shall be subject to a separate application and, upon approval by the Commission, said projects shall become part of this Agreement.
 - d. Customer will provide Company or Company's agent(s) with reasonable assistance in the preparation of the Commission's standard joint application for approval of this Agreement ("Joint Application") that will be filed with the Commission, with such Joint Application being consistent with then current Commission requirements.
 - e. Upon written request and reasonable advance notice, Customer will grant employees or authorized agents of either the Company or the Commission reasonable, pre-arranged access to the Customer Energy Project(s) for purposes of measuring and verifying energy savings and/or peak demand reductions resulting from the Customer Energy Project(s). It is expressly agreed that consultants of either the Company or the Commission are their respective authorized agents.
2. **Joint Application to the Commission.** The Parties will submit the Joint Application using the Commission's standard "Application to Commit Energy Efficiency/Peak Demand Reduction Programs" ("Joint Application") in which they will seek the Commission's approval of (i) this Agreement; (ii) the commitment of the Customer Energy Project(s) for inclusion in the Company Plan; and (iii) the Customer's Cash Rebate.

The Joint Application shall include all information as set forth in the Commission's standard form which, includes without limitation:

- i. A narrative description of the Customer Energy Project(s), including but not limited to, make, model and year of any installed and/or replaced equipment;
- ii. A copy of this Agreement; and
- iii. A description of all methodologies, protocols, and practices used or proposed to be used in measuring and verifying program results.

3. **Customer Cash Rebate.** Upon Commission approval of the Joint Application, Customer shall provide Company with a W-9 tax form, which shall at a minimum include Customer's tax identification number. Within the greater of 90 days of the Commission's approval of the Joint Application or the completion of the Customer Energy Project, the Company will issue to the Customer the Cash Rebate in the amount set forth in the Commission's Finding and Order approving the Joint Application.
 - a. Customer acknowledges: i) that the Company will cap the Cash Rebate at the lesser of 50% of Customer Energy Project(s) costs or \$250,000; ii) the maximum rebate that the Customer may receive per year is \$500,000 per Taxpayer Identification Number per utility service territory; and iii) if the Customer Energy Project qualifies for a rebate program approved by the Commission and offered by the Company, Customer may still elect to file such project under the Company's mercantile customer self direct program, however the Cash Rebate that will be paid shall be discounted by 25%; and
 - b. Customer acknowledges that breaches of this Agreement, include, but are not limited to:
 - i. Customer's failure to comply with the terms and conditions set forth in the Agreement, or its equivalent, within a reasonable period of time after receipt of written notice of such non-compliance;
 - ii. Customer knowingly falsifying any documents provided to the Company or the Commission in connection with this Agreement or the Joint Application.
 - c. In the event of a breach of this Agreement by the Customer, Customer agrees and acknowledges that it will repay to the Company, within 90 days of receipt of written notice of said breach, the full amount of the Cash Rebate paid under this Agreement. This remedy is in addition to any and all other remedies available to the Company by law or equity.
4. **Termination of Agreement.** This Agreement shall automatically terminate:
 - a. If the Commission fails to approve the Joint Agreement;
 - b. Upon order of the Commission; or
 - c. At the end of the life of the last Customer Energy Project subject to this Agreement.

Customer shall also have an option to terminate this Agreement should the Commission not approve the Customer's Cash Rebate, provided that Customer provides the Company with written notice of such termination within ten days of either the Commission issuing a final appealable order or the Ohio Supreme Court issuing its opinion should the matter be appealed.

5. **Confidentiality.** Each Party shall hold in confidence and not release or disclose to any person any document or information furnished by the other Party in connection with this Agreement that is designated as confidential and proprietary ("Confidential Information"), unless: (i) compelled to disclose such document or information by judicial, regulatory or administrative process or other provisions of law; (ii) such document or information is generally available to the public; or (iii) such document or information was available to the receiving Party on a non-confidential basis at the time of disclosure.
 - a. Notwithstanding the above, a Party may disclose to its employees, directors, attorneys, consultants and agents all documents and information furnished by the other Party in connection with this Agreement, provided that such employees, directors, attorneys,

consultants and agents have been advised of the confidential nature of this information and through such disclosure are deemed to be bound by the terms set forth herein.

- b. A Party receiving such Confidential Information shall protect it with the same standard of care as its own confidential or proprietary information.
 - c. A Party receiving notice or otherwise concluding that Confidential Information furnished by the other Party in connection with this Agreement is being sought under any provision of law, to the extent it is permitted to do so under any applicable law, shall endeavor to: (i) promptly notify the other Party; and (ii) use reasonable efforts in cooperation with the other Party to seek confidential treatment of such Confidential Information, including without limitation, the filing of such information under a valid protective order.
 - d. By executing this Agreement, Customer hereby acknowledges and agrees that Company may disclose to the Commission or its Staff any and all Customer information, including Confidential Information, related to a Customer Energy Project, provided that Company uses reasonable efforts to seek confidential treatment of the same.
6. **Taxes.** Customer shall be responsible for all tax consequences (if any) arising from the payment of the Cash Rebate.
7. **Notices.** Unless otherwise stated herein, all notices, demands or requests required or permitted under this Agreement must be in writing and must be delivered or sent by overnight express mail, courier service, electronic mail or facsimile transmission addressed as follows:

If to the Company:

FirstEnergy Service Company
76 South Main Street
Akron, OH 44308
Attn: Victoria Nofziger
Telephone: 330-384-4684
Fax: 330-761-4281
Email: vmnofziger@firstenergycorp.com

If to the Customer:

Walgreen Co.
300 Wilmot Rd. MS#3301
Deerfield, IL 60015
Attn: Laura Hill
Telephone: 847-527-4729
Fax: 847-368-6518
Email: laura.hill@walgreens.com

or to such other person at such other address as a Party may designate by like notice to the other Party. Notice received after the close of the business day will be deemed received on the next business day; provided that notice by facsimile transmission will be deemed to have been received by the recipient if the recipient confirms receipt telephonically or in writing.

8. **Authority to Act.** The Parties represent and warrant that they are represented by counsel in connection with this Agreement, have been fully advised in connection with the execution thereof, have taken all legal and corporate steps necessary to enter into this Agreement, and that the undersigned has the authority to enter into this Agreement, to bind the Parties to all provisions herein and to take the actions required to be performed in fulfillment of the undertakings contained herein.
9. **Non-Waiver.** The delay or failure of either party to assert or enforce in any instance strict performance of any of the terms of this Agreement or to exercise any rights hereunder conferred, shall not be construed as a waiver or relinquishment to any extent of its rights to assert or rely upon such terms or rights at any later time or on any future occasion.
10. **Entire Agreement.** This Agreement, along with related exhibits, and the Company's Rider DSE, or its equivalent, as amended from time to time by the Commission, contains the Parties' entire understanding with respect to the matters addressed herein and there are no verbal or collateral representations, undertakings, or agreements not expressly set forth herein. No change in, addition to, or waiver of the terms of this Agreement shall be binding upon any of the Parties unless the same is set forth in writing and signed by an authorized representative of each of the Parties. In the event of any conflict between Rider DSE or its equivalent and this document, the latter shall prevail.
11. **Assignment.** Customer may not assign any of its rights or obligations under this Agreement without obtaining the prior written consent of the Company, which consent will not be unreasonably withheld. No assignment of this Agreement will relieve the assigning Party of any of its obligations under this Agreement until such obligations have been assumed by the assignee and all necessary consents have been obtained.
12. **Severability.** If any portion of this Agreement is held invalid, the Parties agree that such invalidity shall not affect the validity of the remaining portions of this Agreement, and the Parties further agree to substitute for the invalid portion a valid provision that most closely approximates the economic effect and intent of the invalid provision.
13. **Governing Law.** This Agreement shall be governed by the laws and regulations of the State of Ohio, without regard to its conflict of law provisions.
14. **Execution and Counterparts.** This Agreement may be executed in multiple counterparts, which taken together shall constitute an original without the necessity of all parties signing the same page or the same documents, and may be executed by signatures to electronically or telephonically transmitted counterparts in lieu of original printed or photocopied documents. Signatures transmitted by facsimile shall be considered original signatures.

IN WITNESS WHEREOF, the Parties hereto have caused this Agreement to be executed by their duly authorized officers or representatives as of the day and year set forth below.

Ohio Edison Company

(Company)

By: *J. C. Cairn*

Title: V.P. Of Energy Efficiency

Date: 1-31-13

Walgreen Co.

(Customer)

By: *Jan Hill*

Title: Sr. Accountant - Credit Incentives

Date: 1/21/13

Affidavit of Walgreen Co. – Exhibit _A_

STATE OF OHIO


COUNTY OF

)
) SS:
)

I, Laura Hill, being first duly sworn in accordance with law, deposes and states as follows:

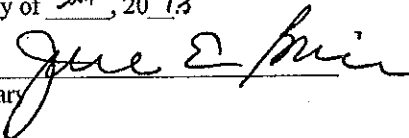
1. I am the Sr. Accountant - ~~Credit Incentives~~ of Walgreen Co. ("Customer") As part of my duties, I oversee energy related matters at the Company.
2. The Customer has agreed to commit certain energy efficiency projects to Ohio Edison Company ("Utility"), which are the subject of the agreement to which this affidavit is attached ("Project(s)").
3. In exchange for making such a commitment, the Utility has agreed to provide Customer with Cash ("Incentive"). This Incentive was a critical factor in the Customer's decision to go forward with the Project(s) and to commit the Project(s) to the Utility.
4. All information related to said Project(s) that has been submitted to the Utility is true and accurate to the best of my knowledge.

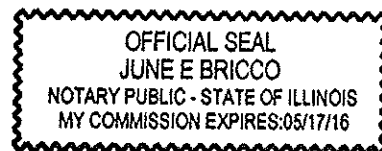
FURTHER AFFIANT SAYETH NAUGHT.



Sworn to before me and subscribed in my presence this 22nd day of Jan, 20 13

Notary





This foregoing document was electronically filed with the Public Utilities

Commission of Ohio Docketing Information System on

8/2/2013 11:31:12 AM

in

Case No(s). 13-0208-EL-EEC

Summary: Application to Commit Energy Efficiency/Peak Demand Reduction Programs of Ohio Edison Company and Walgreen Co. electronically filed by Ms. Jennifer M. Sybyl on behalf of Ohio Edison Company and Walgreen Co.