



Public Utilities Commission

Application to Commit Energy Efficiency/Peak Demand Reduction Programs (Mercantile Customers Only)

Case No.: 11- 3072 -EL-EEC

Mercantile Customer: Clark Cty Board of Developmental Disabilities

Electric Utility: Ohio Edison Company

Program Title or Description: Lighting Retrofit/Main Work Area and Multi Purpose Rm

Rule 4901:1-39-05(F), Ohio Administrative Code (O.A.C.), permits a mercantile customer to file, either individually or jointly with an electric utility, an application to commit the customer's existing demand reduction, demand response, and energy efficiency programs for integration with the electric utility's programs. The following application form is to be used by mercantile customers, either individually or jointly with their electric utility, to apply for commitment of such programs in accordance with the Commission's pilot program established in Case No. 10-834-EL-POR

Completed applications requesting the cash rebate reasonable arrangement option (Option 1) in lieu of an exemption from the electric utility's energy efficiency and demand reduction (EEDR) rider will be automatically approved on the sixty-first calendar day after filing, unless the Commission, or an attorney examiner, suspends or denies the application prior to that time. Completed applications requesting the exemption from the EEDR rider (Option 2) will also qualify for the 60-day automatic approval so long as the exemption period does not exceed 24 months. Rider exemptions for periods of more than 24 months will be reviewed by the Commission Staff and are only approved up the issuance of a Commission order.

Complete a separate application for each customer program. Projects undertaken by a customer as a single program at a single location or at various locations within the same service territory should be submitted together as a single program filing, when possible. Check all boxes that are applicable to your program. For each box checked, be sure to complete all subparts of the question, and provide all requested additional information. Submittal of incomplete applications may result in a suspension of the automatic approval process or denial of the application.

Any confidential or trade secret information may be submitted to Staff on disc or via email at ee-pdr@puc.state.oh.us.

Section 1: Mercantile Customer Information

Name: Clark Cty Board of Developmental Disabilities

Principal address: 2527 Kenton St, Springfield, OH 45505

Address of facility for which this energy efficiency program applies: 110 Leffel Lane
Springfield , OH 45506

Name and telephone number for responses to questions: Bob Bender 937-328-5240

Electricity use by the customer (check the box(es) that apply):

- ☐ The customer uses more than seven hundred thousand kilowatt hours per year at the above facility. (Please attach documentation.)
- ☒ The customer is part of a national account involving multiple facilities in one or more states. (Please attach documentation.)

Section 2: Application Information

A) The customer is filing this application (choose which applies):

- ☐ Individually, without electric utility participation.
- ☒ Jointly with the electric utility.

B) The electric utility is: Ohio Edison Company

C) The customer is offering to commit (check any that apply):

- ☐ Energy savings from the customer's energy efficiency program. (Complete Sections 3, 5, 6, and 7.)
- ☐ Capacity savings from the customer's demand response/demand reduction program. (Complete Sections 4, 5, 6, and 7.)
- ☒ Both the energy savings and the capacity savings from the customer's energy efficiency program. (Complete all sections of the Application.)

Section 3: Energy Efficiency Programs

A) The customer's energy efficiency program involves (check those that apply):

- ☒ Early replacement of fully functioning equipment with new equipment. (Provide the date on which the customer replaced fully functioning equipment, and the date on which the customer would have replaced such equipment if it had not been replaced early. Please include a brief explanation for how the customer determined this future replacement date (or, if not known, please explain why this is not known)). **If Checked, Please see Exhibit 1 and Exhibit 2**
- ☐ Installation of new equipment to replace equipment that needed to be replaced. The customer installed new equipment on the following date(s): _____.
- ☐ Installation of new equipment for new construction or facility expansion. The customer installed new equipment on the following date(s): _____.
- ☐ Behavioral or operational improvement.

B) Energy savings achieved/to be achieved by the energy efficiency program:

- 1) If you checked the box indicating that the project involves the early replacement of fully functioning equipment replaced with new equipment, then calculate the annual savings [(kWh used by the original equipment) - (kWh used by new equipment) = (kWh per year saved)]. Please attach your calculations and record the results below:

Annual savings: 104,630 kWh

- 2) If you checked the box indicating that the customer installed new equipment to replace equipment that needed to be replaced, then calculate the annual savings [(kWh used by less efficient new equipment) - (kWh used by the higher efficiency new equipment) = (kWh per year saved)]. Please attach your calculations and record the results below:

Annual savings: _____ kWh

Please describe any less efficient new equipment that was rejected in favor of the more efficient new equipment. **Please see Exhibit 1 if applicable**

- 3) If you checked the box indicating that the project involves equipment for new construction or facility expansion, then calculate the annual savings [(kWh used by less efficient new equipment) - (kWh used by higher efficiency new equipment) = (kWh per year saved)]. Please attach your calculations and record the results below:

Annual savings: _____ kWh

Please describe the less efficient new equipment that was rejected in favor of the more efficient new equipment. **Please see Exhibit 1 if applicable**

- 4) If you checked the box indicating that the project involves behavioral or operational improvements, provide a description of how the annual savings were determined.

Section 4: Demand Reduction/Demand Response Programs

A) The customer's program involves (check the one that applies):

☒ Coincident peak-demand savings from the customer's energy efficiency program.

☐ Actual peak-demand reduction. (Attach a description and documentation of the peak-demand reduction.)

☐ Potential peak-demand reduction (check the one that applies):

☐ The customer's peak-demand reduction program meets the requirements to be counted as a capacity resource under a tariff of a regional transmission organization (RTO) approved by the Federal Energy Regulatory Commission.

☐ The customer's peak-demand reduction program meets the requirements to be counted as a capacity resource under a program that is equivalent to an RTO program, which has been approved by the Public Utilities Commission of Ohio.

B) On what date did the customer initiate its demand reduction program?

06/29/2011

C) What is the peak demand reduction achieved or capable of being achieved (show calculations through which this was determined):

37 kW

Section 5: Request for Cash Rebate Reasonable Arrangement (Option 1) or Exemption from Rider (Option 2)

Under this section, check the box that applies and fill in all blanks relating to that choice.

Note: If Option 2 is selected, the application will not qualify for the 60-day automatic approval. All applications, however, will be considered on a timely basis by the Commission.

A) The customer is applying for:

☒ Option 1: A cash rebate reasonable arrangement.

OR

☐ Option 2: An exemption from the energy efficiency cost recovery mechanism implemented by the electric utility.

OR

☐ Commitment payment

B) The value of the option that the customer is seeking is:

Option 1: A cash rebate reasonable arrangement, which is the lesser of (show both amounts):

☒ A cash rebate of \$5,160. (Rebate shall not exceed 50% project cost. Attach documentation showing the methodology used to determine the cash rebate value and calculations showing how this payment amount was determined.)

Option 2: An exemption from payment of the electric utility's energy efficiency/peak demand reduction rider.

☐ An exemption from payment of the electric utility's energy efficiency/peak demand reduction rider for 0 months (not to exceed 24 months). (Attach calculations showing how this time period was determined.)

OR

☐ A commitment payment valued at no more than \$____. (Attach documentation and calculations showing how this payment amount was determined.)

OR

- ☐ Ongoing exemption from payment of the electric utility's energy efficiency/peak demand reduction rider for an initial period of 24 months because this program is part of the customer's ongoing efficiency program. (Attach documentation that establishes the ongoing nature of the program.) In order to continue the exemption beyond the initial 24 month period, the customer will need to provide a future application establishing additional energy savings and the continuance of the organization's energy efficiency program.)

Section 6: Cost Effectiveness

The program is cost effective because it has a benefit/cost ratio greater than 1 using the (choose which applies):

- ☐ Total Resource Cost (TRC) Test. The calculated TRC value is: _____(Continue to Subsection 1, then skip Subsection 2)
- ☒ Utility Cost Test (UCT) . The calculated UCT value is: **See Exhibit 3** (Skip to Subsection 2.)

Subsection 1: TRC Test Used (please fill in all blanks).

The TRC value of the program is calculated by dividing the value of our avoided supply costs (generation capacity, energy, and any transmission or distribution) by the sum of our program overhead and installation costs and any incremental measure costs paid by either the customer or the electric utility.

The electric utility's avoided supply costs were _____.

Our program costs were _____.

The incremental measure costs were _____.

Subsection 2: UCT Used (please fill in all blanks).

We calculated the UCT value of our program by dividing the value of our avoided supply costs (capacity and energy) by the costs to our electric utility (including administrative costs and incentives paid or rider exemption costs) to obtain our commitment.

Our avoided supply costs were **See Exhibit 3**

The utility's program costs were **See Exhibit 3**

The utility's incentive costs/rebate costs were **See Exhibit 3**

Section 7: Additional Information

Please attach the following supporting documentation to this application:

- Narrative description of the program including, but not limited to, make, model, and year of any installed and replaced equipment.
- A copy of the formal declaration or agreement that commits the program or measure to the electric utility, including:
 - 1) any confidentiality requirements associated with the agreement;
 - 2) a description of any consequences of noncompliance with the terms of the commitment;
 - 3) a description of coordination requirements between the customer and the electric utility with regard to peak demand reduction;
 - 4) permission by the customer to the electric utility and Commission staff and consultants to measure and verify energy savings and/or peak-demand reductions resulting from your program; and,
 - 5) a commitment by the customer to provide an annual report on your energy savings and electric utility peak-demand reductions achieved.
- A description of all methodologies, protocols, and practices used or proposed to be used in measuring and verifying program results. Additionally, identify and explain all deviations from any program measurement and verification guidelines that may be published by the Commission.



Public Utilities Commission

Application to Commit
Energy Efficiency/Peak Demand
Reduction Programs
(Mercantile Customers Only)

Case No.: 11-3072 EL-EEC

State of Ohio :

Bob Bender, Affiant, being duly sworn according to law, deposes and says that:

1. I am the duly authorized representative of:

Clark Cty Board of Developmental Disabilities

[insert customer or EDU company name and any applicable name(s) doing business as]

2. I have personally examined all the information contained in the foregoing application, including any exhibits and attachments. Based upon my examination and inquiry of those persons immediately responsible for obtaining the information contained in the application, I believe that the information is true, accurate and complete.

 OPERATIONS DIRECTOR
Signature of Affiant & Title

Sworn and subscribed before me this 17th day of August, 2011 Month/Year


Signature of official administering oath

Christy Bailey
Print Name and Title

My commission expires on 1/21/13



CHRISTY BAILEY
Notary Public, State of Ohio
My Commission Expires 1/21/13

Project No.	Project Name	Narrative description of your program including, but not limited to, make, model, and year of any installed and replaced equipment:	Description of methodologies, protocols and practices used in measuring and verifying project results	What date would you have replaced your equipment if you had not replaced it early?	Please describe the less efficient new equipment that you rejected in favor of the more efficient new equipment.
				Also, please explain briefly how you determined this future replacement date.	
1	Lighting Replacement / Main Work Area and Multi Purpose Room	Replaced the old 400 watt Metal Halide lights (118) with new fluorescent fixtures that were Lithonia T-8 (4 lamp) units with electronic ballasts.	Hours of use for the lighting was based on hours of operation. Please see Lighting Rebate Calculator Tool.	The old fixtures could have been used another 5 to 10 years or longer. There was no specific schedule to replace them.	Not applicable.

Exhibit 2

Customer Legal Entity Name: Clark County Board of Developmental Disabilities

Site Address: Clark County Board of Developmental Disabilities

Principal Address: 110 W Leffel Lane

	Unadjusted Usage, kwh (A)	Weather Adjusted Usage, kwh (B)	Weather Adjusted Usage with Energy Efficiency Addbacks, kwh (C) <i>Note 1</i>
2010	509,460	509,460	509,460
Average	509,460	509,460	509,460

Project Number	Project Name	In-Service Date	Project Cost \$	50% of Project Cost \$	KWh Saved/Year (D) counting towards utility compliance	KWh Saved/Year (E) eligible for incentive	Utility Peak Demand Reduction Contribution, KW (F)	Prescriptive Rebate Amount (G) \$	Eligible Rebate Amount (H) \$ <i>Note 2</i>
1	Lighting Replacement / Main Work Area and Multi Purpose Room	06/29/2011	\$10,319	\$5,160	104,630	104,630	37	\$29,894	\$5,160
					-	-	-		
					-	-	-		
					-	-	-		
					-	-	-		
					-	-	-		
					-	-	-		
					-	-	-		
					-	-	-		
					-	-	-		
		Total	\$10,319		104,630	104,630	37	\$29,894	\$5,160

Docket No. 11-3072

Site: 110 W Leffel Lane

Notes

(1) Customer's usage is adjusted to account for the effects of the energy efficiency programs included in this application. When applicable, such adjustments are prorated to the in-service date to account for partial year savings.

(2) The eligible rebate amount is based upon 75% of the rebates offered by the FirstEnergy Commercial and Industrial Energy Efficiency programs or 75% of \$0.08/kWh for custom programs for all energy savings eligible for a cash rebate as defined in the PUCO order in Case NO.10-834-EL-EEC dated 9/15/2010, not to exceed the lesser of 50% of the project cost or \$250,000 per project. The rebate also cannot exceed \$500,000 per customer per year, per utility service territory.

Exhibit 3 Utility Cost Test

UCT = Utility Avoided Costs / Utility Costs

Project	Total Annual Savings, MWh (A)	Utility Avoided Cost \$/MWh (B)	Utility Avoided Cost \$ (C)	Utility Cost \$ (D)	Cash Rebate \$ (E)	Administrator Variable Fee \$ (F)	Total Utility Cost \$ (G)	UCT (H)
1	105	\$ 308	\$ 32,255	\$ 3,546	\$5,160	\$0	\$ 8,706	3.7
Total	105	\$ 308	32,255	3,546	\$5,160	\$0	8,706	3.7

Notes

- (A) From Exhibit 2, = kWh saved / 1000
- (B) This value represents avoided energy costs (wholesale energy prices) from the Department of Energy, Energy Information Administration's 2009 Annual Energy Outlook (AEO) low oil prices case. The AEO represents a national average energy price, so for a better representation of the energy price that Ohio customers would see, a Cinergy Hub equivalent price was derived by applying a ratio based on three years of historic national average and Cinergy Hub prices. This value is consistent with avoided cost assumptions used in EE&PDR Program Portfolio and Initial Benchmark Report, filed Dec 15, 2009 (See Section 8.1, paragraph a).
- (C) = (A) * (B)
- (D) Represents the utility's costs incurred for self-directed mercantile applications for applications filed and applications in progress. Includes incremental costs of legal fees, fixed administrative expenses, etc.
- (E) This is the amount of the cash rebate paid to the customer for this project.
- (F) Based on approximate Administrator's variable compensation for purposes of calculating the UCT, actual compensation may be less.
- (G) = (D) + (E) + (F)
- (H) = (C) / (G)

Clark County Board of Developmental Disabilities ~ Clark County Board of Developmental Disabilities
Docket No. 11-3072

Site: 110 W Leffel Lane



FEATURES & SPECIFICATIONS

INTENDED USE

Low-profile static luminaire provides general illumination for recessed applications; ideal for restricted plenum spaces.

ATTRIBUTES

Designed exclusively for use with T8 lamps, electronic ballasts and sockets.

CONSTRUCTION

Smooth hemmed sides and smooth, inward formed end flanges for safe handling. Lighter weight fixture allows for safe, easy installation.

Standard steel door frame has superior structural integrity with premium extruded appearance and precision flush mitered corners. Steel door allows easy lens replacement without frame disassembly (for lenses up to .156" thick). Powder painted, steel latches provide easy, secure door closure.

Superior mechanical light seal requires no foam gasketing. Integral T-bar clips secure fixture to T-bar system. Housing formed from cold-rolled steel. Acrylic shielding material 100% UV stabilized. No asbestos is used in this product.

FINISH

Five-stage iron-phosphate pretreatment ensures superior paint adhesion and rust resistance. Painted parts finished with high-gloss, baked white enamel.

ELECTRICAL SYSTEM

Standard ballast is electronic, thermally protected, resetting, Class P, HPF, non-PCB, UL Listed, CSA certified ballast, universal voltage and sound rated A. Luminaire is suitable for damp locations. AWM, TFN or THHN wire used throughout, rated for required temperatures.

LISTING

Standard: UL. Optional: Canada — CSA or cUL; Mexico — NOM.

WARRANTY

Guaranteed for one year against mechanical defects in manufacture.

US patents: 6,210,025; 6,231,213; 2,288,471.

Specifications subject to change without notice.

Catalog Number

2GT8432-A12-MVOLT-1/4-GEB10IS

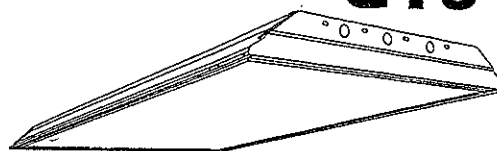
Notes

QUEST LIGHTING UPGRADE

Type

General Purpose T8 Troffer

GT8 2'x4'



2, 3 or 4 Lamps



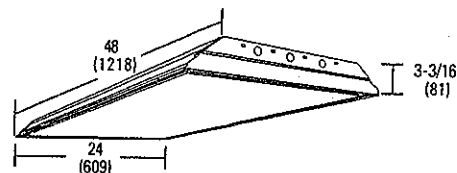
Specifications

Length: 48 (1218)

Width: 24 (609)

Depth: 3-3/16 (81)

Weight: 22 lbs (9.9 kg)



All dimensions are inches (millimeters).

ORDERING INFORMATION

For shortest lead times, configure product using **standard options (shown in bold)**.

Example: 2GT8 4 32 A12 MVOLT 1/4 GEB10IS

2GT8	4	32	A12	MVOLT	1/4-GEB10IS
Series	Number of lamps	Door frame		Voltage	Options ²
2GT8 2' wide	2 3 4 Not included.	(blank) Flush steel, white FN Flush aluminum, natural FM Flush aluminum, matte black FW Flush aluminum, white RN Regressed aluminum, natural RM Regressed aluminum, matte black RW Regressed aluminum, white		120 277 347 MVOLT Others available.	1/4 One 4-lamp ballast 1/3 One 3-lamp ballast GEB10IS Electronic ballast, ≤10% THD, instant start GEB10RS Electronic ballast, ≤10% THD, rapid start EL Emergency battery pack (nominal 300 lumens) EL14 Emergency battery pack (nominal 1400 lumens) GLR Internal fast-blow fuse GMF Internal slow-blow fuse LST Tandem-wired fixture pairs (shared ballasts) PWS1836 6' prewire, 3/8" dia., 18-gauge, 1 circuit LP_ Lamped, specify lamp type and color LP735 Lamped; 700-series, 3500K LP741 Lamped; 700-series, 4100K JP Palletized and stretch-wrapped without individual cartons; grid trim CSA CSA Certified NOM NOM Certified
Trim type	Lamp type	Diffuser type			
(blank) Grid F Overlapping flanged	32 32W T8 (48")	A12 #12 pattern acrylic A12125 #12 pattern acrylic, .125" thick A19 #19 pattern acrylic, .156" thick A15 #15 pattern acrylic, .2" thick PC1S 1/2" x 1/2" x 1/2" plastic cube louver, silver PC2S 1-1/2" x 1-1/2" x 1" plastic cube louver, silver w/ flange PC3S 3/4" x 3/4" x 1/2" plastic cube louver, silver			

NOTES:

- Available with flush door frames only.
- MVOLT standard for 120-277V applications, 50-60 Hz operation. Some options require voltage specification.

Fluorescent

Sheet # GT8-2x4

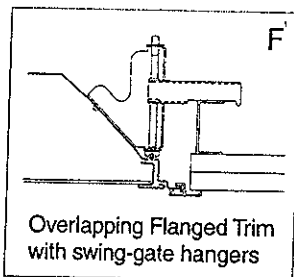
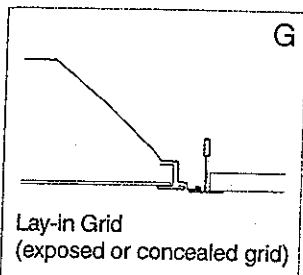
STAT-110

MH400/1 / F441LL

GT8 2'x4' Static T8 Troffer

MOUNTING DATA

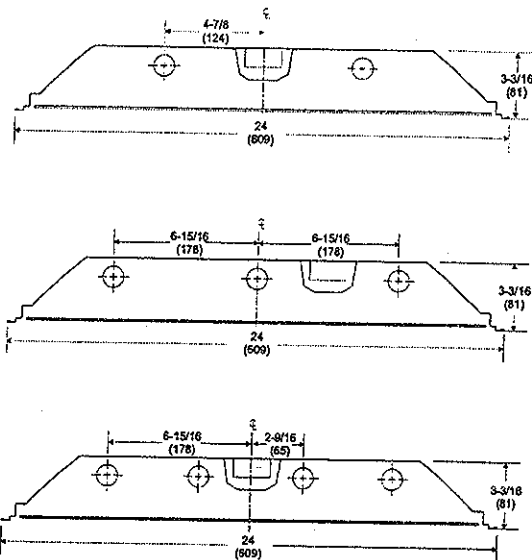
Continuous row mounting of flanged units requires CRE and CRM trim options (see Options).



NOTE:

1 Recommended rough-in dimensions for F-trim fixtures 24"x48" (Tolerance is +1/4"-0"). Swing-gate range 1-3/16" to 3-15/16". Swing-gate span 23-3/8" to 26-11/16". Fixture swing-gate points require additional 1-1/16" over nominal fixture height.

DIMENSIONS



PHOTOMETRICS

Calculated using the zonal cavity method in accordance with IESNA LM41 procedure. Floor reflectances are 20%. Lamp configurations shown are typical. Full photometric data on these and other configurations available upon request.

2GT8 2 32 A12

Report LTL 7424

Lumens per lamp - 2850 - Lum. eff. - 81.7%

S/MH (along) 1.2 (across) 1.4

Coefficient of Utilization

Ceiling	80%	70%	50%	30%	10%
Wall	70%	50%	30%	10%	0%
0	97	97	95	95	91
1	89	86	82	81	80
2	82	75	70	69	67
3	75	67	60	59	58
4	69	59	52	52	51
5	63	53	46	46	45
6	59	48	41	40	35
7	54	44	37	36	31
8	51	40	33	33	28
9	47	37	30	30	25
10	44	34	27	27	23

2GT8 3 32 A12 1/3

Report LTL 7421

Lumens per lamp - 2850 - Lum. eff. - 80.1%

S/MH (along) 1.2 (across) 1.4

Coefficient of Utilization

Ceiling	80%	70%	50%	30%	10%
Wall	70%	50%	30%	10%	0%
0	95	95	93	93	89
1	88	84	81	81	79
2	80	74	69	68	66
3	74	66	59	58	57
4	68	58	52	51	50
5	62	52	45	45	44
6	58	47	40	40	35
7	54	43	36	36	31
8	50	39	33	32	28
9	47	36	30	29	25
10	44	33	27	27	23

2GT8 4 32 A12 1/4

Report LTL 7425

Lumens per lamp - 2850 - Lum. eff. - 78.6%

S/MH (along) 1.2 (across) 1.4

Coefficient of Utilization

Ceiling	80%	70%	50%	30%	10%
Wall	70%	50%	30%	10%	0%
0	94	94	91	91	87
1	86	82	79	78	77
2	79	73	68	67	66
3	72	64	58	57	56
4	66	57	51	50	49
5	61	51	45	44	43
6	57	47	40	39	34
7	53	42	36	35	31
8	49	39	32	32	27
9	46	35	29	29	25
10	43	33	27	27	22

Zonal Lumens Summary

Zone	Lumens	%Lamp	%Fixture
0-30	1372	24.1	29.4
0-40	2277	39.9	48.9
0-60	3907	68.5	83.9
0-90	4658	81.7	100.0
90-180	0	0	0
0-180	4658	81.7	100.0

Zonal Lumens Summary

Zone	Lumens	%Lamp	%Fixture
0-30	2066	24.2	30.2
0-40	3412	39.9	49.8
0-60	5768	67.5	84.2
0-90	6851	80.1	100.0
90-180	0	0	0
0-180	6851	80.1	100.0

Zonal Lumens Summary

Zone	Lumens	%Lamp	%Fixture
0-30	2718	23.8	30.3
0-40	4481	39.3	50.0
0-60	7553	66.3	84.2
0-90	8965	78.6	100.0
90-180	0	0	0
0-180	8965	78.6	100.0

Energy (Calculated in accordance with NEMA standard LE-5)

LER, FL	ANNUAL ENERGY COST*	LAMP DESCRIPTION	LAMP LUMENS	BALLAST FACTOR	WATTS
73	\$3.29	(2) 32WT8	2850	.90	58
70	\$3.43	(3) 32WT8	2850	.87	85
73	\$3.29	(4) 32WT8	2850	.88	109

* Comparative yearly lighting energy cost per 1000 lumens



An Acuity Brands Company

Sheet #: GT8-2x4

©1999 Acuity Brands Lighting, Inc., 8/23/07


Lithonia Lighting

Fluorescent

One Lithonia Way, Conyers, GA 30012

Phone: 800-858-7763 Fax: 770-929-8789

www.lithonia.com



Luminaire Schedule							
Symbol	Qty	Label	Arrangement		Total Lamp Lumens	LLF	Description
•	72	A	SINGLE		11400	0.800	2GT8 4 32 A12 1/4 ADDE
Calculation Summary							
Label	CalcType	Units	Avg	Max	Min	Avg/Min	Max/Min
2GT8	Illuminance	Fc	57.21	61.8	50.4	1.14	1.23

41 F8

4278

39.8	53.9	46.7	54.3	55.3	47.0	55.2	52.2	46.6	53.8	39.7
45.1	61.2	52.9	59.2	62.6	53.3	62.6	59.1	52.8	61.1	45.1
39.8	54.0	46.7	52.3	55.3	47.1	55.3	52.2	46.7	53.9	39.7

Luminaire Schedule							
Symbol	Qty	Label	Arrangement	Total Lamp Lumens	LLF	Description	
<div></div>	8	A	SINGLE	11400	0.800	2GT8 4 32 A12 1/4 ADDE	
Calculation Summary							
Label	CalcType	Units	Avg	Max	Min	Avg/Min	Max/Min
2GT8	Illuminance	Fc	51.53	62.6	39.7	1.30	1.58

4 LTB

4 LTB

Lighting Form

Lighting Inventory Form

Applicant Name: Clark City Board of Developmental Disabilities
 Facility Name: Clark City Board of Developmental Disabilities
 Date: 8/22/2011

Instructions: Please use one line for each fixture type in a room or area.
 For existing or proposed control, choose OCC for Occupancy Sensor, DAYLITG for photosensor, or NONE for none. Controls must save energy to qualify.
 The total of Column S, the quantities of CFLs and exit signs in Column M, and the quantities of sensors in Column R, will be used to calculate your incentive on the NonStandard Lighting form.

PROJECT BASIC INFORMATION						PRE-INSTALLATION					POST-INSTALLATION					Energy Calculations																
Line Item	Building Address	Floor	Area Description	Interior or Exterior Fixture	Predominant Space Type	Area Cooling	Pre Fixture Qty	Pre Fixture Code	Pre Watts / Fixture (W)	Pre kW / Space (kW)	Existing Control drop down	Existing Sensor Quantity <small>(When appropriate)</small>	Post Fixture Qty	Post Fixture Code	Post Watts / Fixture (W)	Post kW / Space (kW)	Proposed Control <small>Drop down and None</small>	Proposed Sensor Quantity <small>(When appropriate)</small>	Interior Change in Connected Load (kW) including CFLs or Exit Signs	Exterior Change in Connected Load (kW) including CFLs or Exit Signs	Change in Connected Load (kW) LED exit sign	Applicant Coincidence Factor (CF) Estimate	Coincidence Factor	Interactive Factor (demand)	Interactive Factor (energy)	Pre Controls Factor	Post Controls Factor	Demand Savings (kW)	Applicant Equivalent Full Load Hours (EFLH) Estimate	Prescribed Equivalent Full Load Hours	Annual Interior Fixture kWh Saved (including CFLs or Exit Signs)	
e.g.	400 North Street	2	Office	Interior	Office - Small	Cooled Space	3	F48LL	119	0.34	NONE		3	CF150T8BX	86	0.17	OCC	3				84%	84%	34%	12%	30%	30%	0.19	2,800	3,435		
e.g.	Example	1	Restaurant	Exterior	Restaurant - Full Food	Uncooled space	5	Example Exit Street 1	50	0.25	OCC	5	5	Example Exit Street 2	25	0.13	DAYLITG	5		0.13	0.17	88%	88%	34%	12%	30%	30%		8,760	4,156		
1	110 W. Leflin Ln.	1	Open Work Area	Interior	Other - Please estimate CF and EFLH	Cooled Space	108	MH40021	458	49.46	NONE		108	F48LL	112	12.10	NONE			37.37			100%	100%	34%	12%			62.07	2,500	2,500	104,630
2											NONE						NONE															
3											NONE						NONE															
4											NONE						NONE															
5											NONE						NONE															
6											NONE						NONE															
7											NONE						NONE															
8											NONE						NONE															
9											NONE						NONE															
10											NONE						NONE															
11											NONE						NONE															
12											NONE						NONE															
13											NONE						NONE															
14											NONE						NONE															
15											NONE						NONE															
16											NONE						NONE															
17											NONE						NONE															
18											NONE						NONE															
19											NONE						NONE															
20											NONE						NONE															
21											NONE						NONE															
22											NONE						NONE															
23											NONE						NONE															
24											NONE						NONE															
25											NONE						NONE															
26											NONE						NONE															
27											NONE						NONE															
28											NONE						NONE															
29											NONE						NONE															
30											NONE						NONE															
31											NONE						NONE															
32											NONE						NONE															
33											NONE						NONE															
34											NONE						NONE															
35											NONE						NONE															
36											NONE						NONE															
37											NONE						NONE															
38											NONE						NONE															
39											NONE						NONE															
40											NONE						NONE															
41											NONE						NONE															
42											NONE						NONE															
43											NONE						NONE															
44											NONE						NONE															
45											NONE						NONE															
46											NONE						NONE															
47											NONE						NONE															
48											NONE						NONE															
49											NONE						NONE															
50											NONE						NONE															
51											NONE						NONE															
52											NONE						NONE															
53											NONE						NONE															
54											NONE						NONE															
55											NONE						NONE															
56											NONE						NONE															
57											NONE						NONE															
58											NONE						NONE															
59											NONE						NONE															
60											NONE						NONE															
61											NONE						NONE															
62											NONE						NONE															
63											NONE						NONE															
64											NONE						NONE															
65											NONE						NONE															
Totals							108			49.46			108			12.10			37.37								62.07			104,630		

Project Estimated Annual Savings Summary

Estimated Annual kWh Savings	104,630
Total Change in Connected Load	37.37

Annual Estimated Cost Savings	\$10,463.00
Annual Operating Hours	2,500

Interior Lighting Incentive @ \$0.80/W (excluding CFLs, sensors, or LED exit signs)	\$29,894.40
Exterior Lighting Incentive @ \$0.50/W (excluding CFLs, sensors, or LED exit signs)	\$0.00
Total CFL Incentive @ \$1/screw-in CFL lamp; \$15/hard-wired CFL lamp (includes all CFLs, both interior and exterior)	\$0.00
Total LED Exit Incentive @ \$10/exit sign	\$0.00
Total Lighting Controls Incentive @ \$25/sensor (includes all Lighting Controls, both interior and exterior)	\$0.00

Total Calculated Incentive	\$29,894.40
----------------------------	-------------

Total Fixture Quantity excluding CFLs and LED Exit Sign	108
Total Lamp Quantity for Screw-In CFLs	0
Total Lamp Quantity for Hard-Wired CFLs	0
Total Fixture Quantity for LED Exit Signs	0
Total Quantity for Occupancy Sensors	0
Total Quantity for Daylight Sensors	0

Please briefly describe how you estimated your coincidence factor (CF) for facility type "Other" indicated on the Lighting Form tab

Mercantile Customer Project Commitment Agreement
Cash Rebate Option

THIS MERCANTILE CUSTOMER PROJECT COMMITMENT AGREEMENT ("Agreement") is made and entered into by and between Ohio Edison Co., its successors and assigns (hereinafter called the "Company") and Clark Cty Board of Developmental Disabilities, Taxpayer ID No.31-6000132 its permitted successors and assigns (hereinafter called the "Customer") (collectively the "Parties" or individually the "Party") and is effective on the date last executed by the Parties as indicated below.

WITNESSETH

WHEREAS, the Company is an electric distribution utility and electric light company, as both of these terms are defined in R.C. § 4928.01(A); and

WHEREAS, Customer believes that it is a mercantile customer, as that term is defined in R.C. § 4928.01(A)(19), doing business within the Company's certified service territory; and

WHEREAS, R.C. § 4928.66 (the "Statute") requires the Company to meet certain energy efficiency and peak demand reduction ("EE&PDR") benchmarks; and

WHEREAS, when complying with certain EE&PDR benchmarks the Company may include the effects of mercantile customer-sited EE&PDR projects; and

WHEREAS, Customer has certain customer-sited demand reduction, demand response, or energy efficiency project(s) as set forth in attached Exhibit A (the "Customer Energy Project(s)") that it desires to commit to the Company for integration into the Company's Energy Efficiency & Peak Demand Reduction Program Portfolio Plan ("Company Plan") that the Company will implement in order to comply with the Statute; and

WHEREAS, the Customer, pursuant to the Public Utilities Commission of Ohio's ("Commission") September 15, 2010 Order in Case No. 10-834-EL-EEC, desires to pursue a cash rebate of some of the costs pertaining to its Customer Energy Project(s) ("Cash Rebate").

WHEREAS, Customer's decision to commit its Customer Energy Project(s) to the Company for inclusion in the Company Plan has been reasonably encouraged by the possibility of a Cash Rebate.

WHEREAS, in consideration of, and upon receipt of, said cash rebate, Customer will commit the Customer Energy Project(s) to the Company and will comply with all other terms and conditions set forth herein.

NOW THEREFORE, in consideration of the mutual promises set forth herein, and for other good and valuable consideration, the receipt and sufficiency of which is hereby acknowledged, the parties, intending to be legally bound, do hereby agree as follows:

1. **Customer Energy Projects.** Customer hereby commits to the Company and Company accepts for integration into the Company Plan the Customer Energy Project(s) set forth on attached Exhibit 1. Said commitment shall be for the life of the Customer Energy Project(s). Company will incorporate said project(s) into the Company Plan to the extent that such projects qualify. In so committing, Customer acknowledges that the information provided to the Company about the Customer Energy Project(s) is true and accurate to the best of its knowledge.
 - a. By committing the Customer Energy Project(s) to the Company, Customer acknowledges and agrees that the Company shall control the use of the kWh and/or kW reductions

resulting from said projects for purposes of complying with the Statute. It is expressly agreed that Customer may use any and all energy related and other attributes created from the Customer Energy Project(s) to the extent permitted by state or federal laws or regulations, provided, and to the extent, that such uses by Customer do not conflict with said compliance by the Company.

- b. The Company acknowledges that some of Customer's Energy Projects contemplated in this paragraph may have been performed under certain other federal and/or state programs in which certain parameters are required to be maintained in order to retain preferential financing or other government benefits (individually and collectively, as appropriate, "Benefits"). In the event that the use of any such project by the Company in any way affects such Benefits, and upon written request from the Customer, Company will release said Customer's Energy Project(s) to the extent necessary for Customer to meet the prerequisites for such Benefits. Customer acknowledges that such release (i) may affect Customer's cash rebate discussed in Article 3 below; and (ii) will not affect any of Customer's other requirements or obligations.
 - c. Any future Customer Energy Project(s) committed by Customer shall be subject to a separate application and, upon approval by the Commission, said projects shall become part of this Agreement.
 - d. Customer will provide Company or Company's agent(s) with reasonable assistance in the preparation of the Commission's standard joint application for approval of this Agreement ("Joint Application") that will be filed with the Commission, with such Joint Application being consistent with then current Commission requirements.
 - e. Upon written request and reasonable advance notice, Customer will grant employees or authorized agents of either the Company or the Commission reasonable, pre-arranged access to the Customer Energy Project(s) for purposes of measuring and verifying energy savings and/or peak demand reductions resulting from the Customer Energy Project(s). It is expressly agreed that consultants of either the Company or the Commission are their respective authorized agents.
2. **Joint Application to the Commission.** The Parties will submit the Joint Application using the Commission's standard "Application to Commit Energy Efficiency/Peak Demand Reduction Programs" ("Joint Application") in which they will seek the Commission's approval of (i) this Agreement; (ii) the commitment of the Customer Energy Project(s) for inclusion in the Company Plan; and (iii) the Customer's Cash Rebate.

The Joint Application shall include all information as set forth in the Commission's standard form which, includes without limitation:

- i. A narrative description of the Customer Energy Project(s), including but not limited to, make, model and year of any installed and/or replaced equipment;
 - ii. A copy of this Agreement; and
 - iii. A description of all methodologies, protocols, and practices used or proposed to be used in measuring and verifying program results.
3. **Customer Cash Rebate and Annual Report.** Upon Commission approval of the Joint Application, Customer shall provide Company with a W-9 tax form, which shall at a minimum include Customer's tax identification number. Within the greater of 90 days of the Commission's approval of the Joint Application or the completion of the Customer Energy Project, the Company

will issue to the Customer the Cash Rebate in the amount set forth in the Commission's Finding and Order approving the Joint Application.

- a. Customer acknowledges: i) that the Company will cap the Cash Rebate at the lesser of 50% of Customer Energy Project(s) costs or \$250,000; ii) the maximum rebate that the Customer may receive per year is \$500,000 per Taxpayer Identification Number per utility service territory; and iii) if the Customer Energy Project qualifies for a rebate program approved by the Commission and offered by the Company, Customer may still elect to file such project under the Company's mercantile customer self direct program, however the Case Rebate that will be paid shall be discounted by 25%; and
- b. Customer acknowledges that breaches of this Agreement, include, but are not limited to:
 - i. Customer's failure to comply with the terms and conditions set forth in the Agreement, or its equivalent, within a reasonable period of time after receipt of written notice of such non-compliance;
 - ii. Customer knowingly falsifying any documents provided to the Company or the Commission in connection with this Agreement or the Joint Application.
- c. In the event of a breach of this Agreement by the Customer, Customer agrees and acknowledges that it will repay to the Company, within 90 days of receipt of written notice of said breach, the full amount of the Cash Rebate paid under this Agreement. This remedy is in addition to any and all other remedies available to the Company by law or equity.

4. Termination of Agreement. This Agreement shall automatically terminate:

- a. If the Commission fails to approve the Joint Agreement;
- b. Upon order of the Commission; or
- c. At the end of the life of the last Customer Energy Project subject to this Agreement.

Customer shall also have an option to terminate this Agreement should the Commission not approve the Customer's Cash Rebate, provided that Customer provides the Company with written notice of such termination within ten days of either the Commission issuing a final appealable order or the Ohio Supreme Court issuing its opinion should the matter be appealed.

5. **Confidentiality.** Each Party shall hold in confidence and not release or disclose to any person any document or information furnished by the other Party in connection with this Agreement that is designated as confidential and proprietary ("Confidential Information"), unless: (i) compelled to disclose such document or information by judicial, regulatory or administrative process or other provisions of law; (ii) such document or information is generally available to the public; or (iii) such document or information was available to the receiving Party on a non-confidential basis at the time of disclosure.
 - a. Notwithstanding the above, a Party may disclose to its employees, directors, attorneys, consultants and agents all documents and information furnished by the other Party in connection with this Agreement, provided that such employees, directors, attorneys, consultants and agents have been advised of the confidential nature of this information and through such disclosure are deemed to be bound by the terms set forth herein.

- b. A Party receiving such Confidential Information shall protect it with the same standard of care as its own confidential or proprietary information.
 - c. A Party receiving notice or otherwise concluding that Confidential Information furnished by the other Party in connection with this Agreement is being sought under any provision of law, to the extent it is permitted to do so under any applicable law, shall endeavor to: (i) promptly notify the other Party; and (ii) use reasonable efforts in cooperation with the other Party to seek confidential treatment of such Confidential Information, including without limitation, the filing of such information under a valid protective order.
 - d. By executing this Agreement, Customer hereby acknowledges and agrees that Company may disclose to the Commission or its Staff any and all Customer information, including Confidential Information, related to a Customer Energy Project, provided that Company uses reasonable efforts to seek confidential treatment of the same.
6. **Taxes.** Customer shall be responsible for all tax consequences (if any) arising from the payment of the Cash Rebate.
7. **Notices.** Unless otherwise stated herein, all notices, demands or requests required or permitted under this Agreement must be in writing and must be delivered or sent by overnight express mail, courier service, electronic mail or facsimile transmission addressed as follows:

If to the Company:

FirstEnergy Service Company
 76 South Main Street
 Akron, OH 44308
 Attn: Victoria Nofziger
 Telephone: 330-384-4684
 Fax: 330-761-4281
 Email: vmnofziger@firstenergycorp.com

If to the Customer:

Clark Cty Bd of Developmental Disabilities
 2527 Kenton Street
 Springfield, OH 45505
 Attn: Bob Bender
 Telephone: 937-328-5240
 Fax: 937-328-4643
 Email: rbender@clarkdd.org

or to such other person at such other address as a Party may designate by like notice to the other Party. Notice received after the close of the business day will be deemed received on the next business day; provided that notice by facsimile transmission will be deemed to have been received by the recipient if the recipient confirms receipt telephonically or in writing.

8. **Authority to Act.** The Parties represent and warrant that they are represented by counsel in connection with this Agreement, have been fully advised in connection with the execution thereof, have taken all legal and corporate steps necessary to enter into this Agreement, and that the undersigned has the authority to enter into this Agreement, to bind the Parties to all provisions herein and to take the actions required to be performed in fulfillment of the undertakings contained herein.
9. **Non-Waiver.** The delay or failure of either party to assert or enforce in any instance strict performance of any of the terms of this Agreement or to exercise any rights hereunder conferred, shall not be construed as a waiver or relinquishment to any extent of its rights to assert or rely upon such terms or rights at any later time or on any future occasion.
10. **Entire Agreement.** This Agreement, along with related exhibits, and the Company's Rider DSE, or its equivalent, as amended from time to time by the Commission, contains the Parties' entire understanding with respect to the matters addressed herein and there are no verbal or collateral representations, undertakings, or agreements not expressly set forth herein. No change in, addition to, or waiver of the terms of this Agreement shall be binding upon any of the Parties unless the same is set forth in writing and signed by an authorized representative of each of the Parties. In

the event of any conflict between Rider DSE or its equivalent and this document, the latter shall prevail.

11. **Assignment.** Customer may not assign any of its rights or obligations under this Agreement without obtaining the prior written consent of the Company, which consent will not be unreasonably withheld. No assignment of this Agreement will relieve the assigning Party of any of its obligations under this Agreement until such obligations have been assumed by the assignee and all necessary consents have been obtained.
12. **Severability.** If any portion of this Agreement is held invalid, the Parties agree that such invalidity shall not affect the validity of the remaining portions of this Agreement, and the Parties further agree to substitute for the invalid portion a valid provision that most closely approximates the economic effect and intent of the invalid provision.
13. **Governing Law.** This Agreement shall be governed by the laws and regulations of the State of Ohio, without regard to its conflict of law provisions.
14. **Execution and Counterparts.** This Agreement may be executed in multiple counterparts, which taken together shall constitute an original without the necessity of all parties signing the same page or the same documents, and may be executed by signatures to electronically or telephonically transmitted counterparts in lieu of original printed or photocopied documents. Signatures transmitted by facsimile shall be considered original signatures.

IN WITNESS WHEREOF, the Parties hereto have caused this Agreement to be executed by their duly authorized officers or representatives as of the day and year set forth below.

Clark Cty Board of Developmental Disabilities
(Customer)

By: J. Rousculp
Title: Superintendent
Date: 8/17/11

Ohio Edison Co.
(Company)

By: John C. Dargatzis
Title: V.P. Energy Efficiency
Date: 9-23-11

This foregoing document was electronically filed with the Public Utilities

Commission of Ohio Docketing Information System on

11/1/2011 12:21:30 PM

in

Case No(s). 11-3072-EL-EEC

Summary: Application to Commit Energy Efficiency/Peak Demand Reduction Programs of Ohio Edison Company and Clark Cty Board of Developmental Disabilities electronically filed by Ms. Jennifer M. Sybyl on behalf of Ohio Edison Company and Clark Cty Board of Developmental Disabilities